

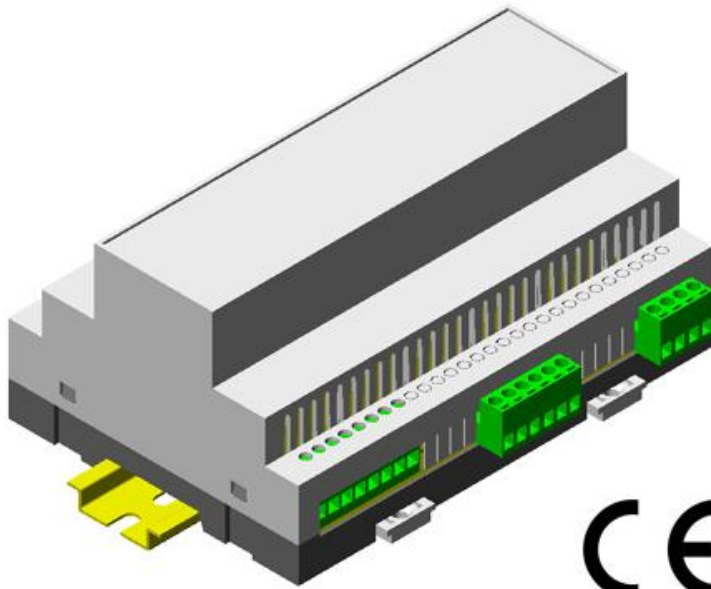


Modulbox-Dualmount-157

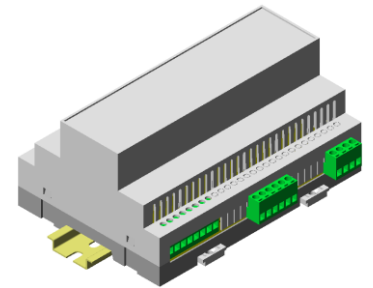
Rail Mount and Wall Mount

Designed as per DIN43 880 (MCB Type)


Modulbox-Dualmount-157 - a versatile, compact enclosure is ideal for housing medium to large size control devices. Modulbox offers wide designing option with three ways in PCB mounting and with customer specific solution in termination / connectors. Enclosure is having wall as well as DIN rail mounting facility. It is designed as per DIN 43880 has cover face of 45mm high enables it to mount within large international style enclosures / distribution system with 45 mm cutouts like MCB. Modular enclosure offers packaging to wide range of applications from Instrumentation, automotive industry to home/building automation. Typical applications are PLC, Multiple Relays, Multiple Timers, Transducers, Transmitters, Thermostat, Sensing and Monitoring Devices.



Rail Mount



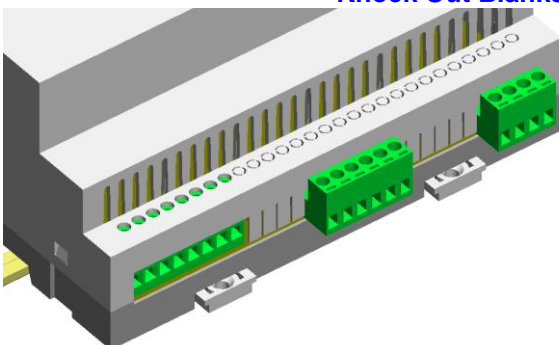
Wall Mount



Features

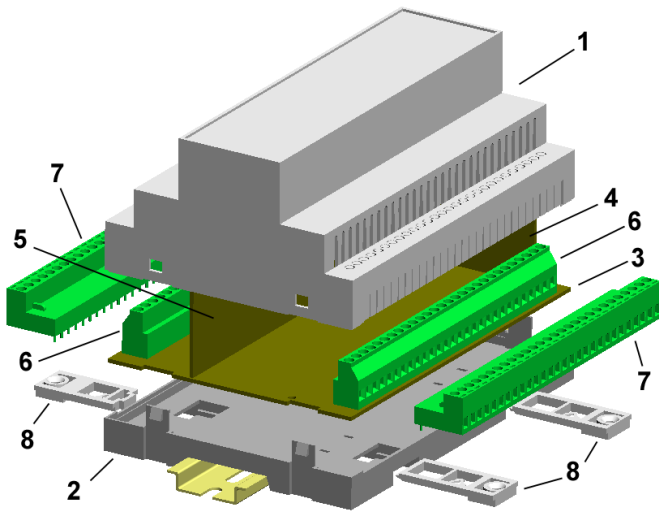
- Dimensional size per DIN 43 880 - Can be mounted with Distribution system along with MCB
- Knockout blanks for individual terminal configuration
- Snap-together design speeds up assembly.
- Three PCBs provision - Base PCB fixed on Base Plate, Vertical and Horizontal PCBs for which cover has integral molded guides.
- Innovative Clips design facilitates Wall / Rail Mount to Enclosures by changing its position in Base plate.
- Max. 56 Terminal (28+28) – standard 5mm pitch fixed OR Plug-In type.
- Closed cover available for front side mating connectors like D-sub OR for any other option
- Air ventilation – having slots for ventilation.
- Protection - IP20 (finger protected) Protection against accidental contact
- Terminals are optional – Enclosure supplied with / without terminals - customer can use standard commercial terminal available of their choice.

Knock Out Blanks for Individual Terminal Configuration



Enclosure Top Cover is a closed cover with Knock out blanks. The openings for Terminals on top and side are achieved by knocking out blanks as per terminal configuration. This feature gives enclosure tailored made enclosure look and allows use of terminals only as per requirement without any wastage thereby saving in terminal cost.

Case Parts



- | | |
|-------------------|----------------------|
| 1. Case Top cover | 5. Horizontal PCB |
| 2. Base Plate | 6. Fixed Terminals |
| 3. Base PCB | 7. Plug-In Terminals |
| 4. Vertical PCB | 8. Mounting Clips |

Material :

Cover : ABS
 Polycarbonate (FR - UL94V-0)
 Base : ABS
 Noryl (FR - UL94V-0)

Color :

Cover : White
 Base: Black

Ordering Information

MD-157-01	Case complete without Terminals
MD-157-02	Case complete with fixed Terminals
MD-157-03	Case complete with Plug-In Terminals
MDC-157-01	Top Cover standard – Fixed Terminals
MDC-157-02	Top Cover for Plug-In Terminals
MDC-157-03	Top Cover Closed for other connectors -D-sub etc
MDB-157	Base plate with clips
MDP-157-01	Base PCB (For initial prototype making)

Detail Drawing

