

Scilab Textbook Companion for
Chemical Engineering Thermodynamics
by Y. V. C. Rao¹

Created by
Abhinav S
B.Tech
Chemical Engineering
SASTRA University
College Teacher
Dr. P. R. Naren
Cross-Checked by
Mukul Kulkarni

May 24, 2016

¹Funded by a grant from the National Mission on Education through ICT, <http://spoken-tutorial.org/NMEICT-Intro>. This Textbook Companion and Scilab codes written in it can be downloaded from the "Textbook Companion Project" section at the website <http://scilab.in>

Book Description

Title: Chemical Engineering Thermodynamics

Author: Y. V. C. Rao

Publisher: Universities Press

Edition: 1

Year: 1997

ISBN: 81-7371-048-1

Scilab numbering policy used in this document and the relation to the above book.

Exa Example (Solved example)

Eqn Equation (Particular equation of the above book)

AP Appendix to Example(Scilab Code that is an Appednix to a particular Example of the above book)

For example, Exa 3.51 means solved example 3.51 of this book. Sec 2.3 means a scilab code whose theory is explained in Section 2.3 of the book.

Contents

List of Scilab Codes	4
1 Introduction	6
2 Review of basic concepts	10
3 PvT relations of fluids	13
4 First law of thermodynamics and its applications	43
5 Second law of thermodynamics and its applications	89
6 Thermodynamic potentials	120
7 Thermodynamic property relations	126
8 Thermodynamic properties of real gases	134
9 Multicomponent mixtures	155
10 Stability and phase transition in thermodynamic systems	194
11 Properties of solutions	202
12 Vapor liquid Equilibrium	230
13 Dilute solution laws	260
14 Chemical reaction equilibrium	267

List of Scilab Codes

Exa 1.1	weight of payload	6
Exa 1.2	Force due to atmospheric air	7
Exa 1.3	pressure drop	8
Exa 2.1	work done by gas	10
Exa 2.2	work done by gas in piston cylinder assembly	11
Exa 3.1	Specific volume and Specific internal energy	13
Exa 3.2	Quality of wet steam	14
Exa 3.3	Volume ratio	15
Exa 3.4	Mass ratio	16
Exa 3.5	Volume using ideal gas law	17
Exa 3.6	Volume using van der Waals equation	18
Exa 3.7	Volume of liquid using van der Waals equation	20
Exa 3.8	Volume using Cardans method	21
Exa 3.9	Volume using Redlich Kwong equation of state by implementing Cardans method	24
Exa 3.10	Acentric factor	27
Exa 3.11	Volume using two paramter and three parameter compressibility factor correlation	28
Exa 3.12	Pressure developed using two paramter compressibility factor correlation	30
Exa 3.13	Pressure developed using three paramter compressibility factor correlation	32
Exa 3.14	Volume using generalized form of the Redlich Kwong equation of state	34
Exa 3.15	Volume using Soave Redlich Kwong equation of state	35
Exa 3.16	Volume using Peng Robinson equation of state	38
Exa 4.1	Net work done by the system	43
Exa 4.3	Final temperature and final pressure	44

Exa 4.4	Energy transferred and final state masses of liquid and vapour	46
Exa 4.5	Work done and energy transferred	48
Exa 4.6	Work done and final temperature	51
Exa 4.7	Amount of energy	53
Exa 4.8	Isobaric molar heat capacity	54
Exa 4.9	Amount of energy transferred using isobaric molar heat capacity	55
Exa 4.10	Final temperature	57
Exa 4.11	Final temperature Pressure and work done in adiabatic process	58
Exa 4.12	Final temperature Pressure work done and heat interaction in polytropic process	60
Exa 4.13	Final temperature and amount of gas entering the tank	61
Exa 4.14	Final state and mass of steam that entered the tank	63
Exa 4.15	Final temperature and amount of gas escaping the cylinder	65
Exa 4.16	Percentage error	67
Exa 4.17	Exit velocity	69
Exa 4.18	Quality of wet steam	70
Exa 4.20	Standard enthalpy change	72
Exa 4.22	Standard enthalpy change for the reaction from standard enthalpies of formation	73
Exa 4.23	Standard enthalpy change for the reaction from standard enthalpies of formation 2	74
Exa 4.24	Standard enthalpy change of formation of n butane gas	76
Exa 4.25	Standard enthalpy change	78
Exa 4.26	Standard enthalpy change at 400K	79
Exa 4.28	Flame temperature	82
Exa 4.29	Amount of energy transferred as heat in the boiler	85
Exa 5.2	Inventor and the heat engine	89
Exa 5.3	Minimum power required	90
Exa 5.4	Minimum work and maximum possible COP	92
Exa 5.5	Minimum power and maximum efficiency	93
Exa 5.6	Inventor and the claim	95
Exa 5.7	Change in the entropy of the reactor contents	97
Exa 5.8	Entropy change	98
Exa 5.9	Change in entropy of water	99

Exa 5.10	Change in entropy of steel and water	100
Exa 5.11	Entropy change of the gas	102
Exa 5.12	Minimum work to be done for separation	103
Exa 5.13	Change in the entropy of the mixture	105
Exa 5.14	Power output of turbine	106
Exa 5.15	Exit velocity of steam	108
Exa 5.16	Rate at which entropy is generated	109
Exa 5.17	Device and its feasibility	111
Exa 5.18	Isentropic efficiency	113
Exa 5.19	Power consumed by the compressor	115
Exa 5.20	Power consumed by the pump	117
Exa 5.21	Isentropic efficiency of nozzle	118
Exa 6.6	Work done by steam	120
Exa 6.8	Power output of the turbine	121
Exa 6.10	Maximum work obtained from steam	122
Exa 6.12	Minimum power for compression	124
Exa 7.10	Pressure at which boiler is to be operated	126
Exa 7.11	The skating problem	127
Exa 7.12	Enthalpy of vaporization	129
Exa 7.13	Enthalpy of vaporization using Watsons correlation	130
Exa 7.14	Enthalpy of vaporization using Riedels correlation	131
Exa 8.2	Enthalpy and entropy departure	134
Exa 8.3	Enthalpy departure using Beattie Bridgman equation of state	135
Exa 8.4	Entropy departure using Beattie Bridgman equation of state	138
Exa 8.5	Enthalpy and entropy departure using the generalized Redlich Kwong equation of state	139
Exa 8.6	Enthalpy and entropy departure using the SRK equation of state	141
Exa 8.7	Enthalpy and entropy departure using the Peng Robinson equation of state	142
Exa 8.8	Enthalpy and entropy departure using the Edmister charts	144
Exa 8.9	Enthalpy and entropy departure using the Lee Kesler data	146
Exa 8.10	Enthalpy and entropy departure using the generalized virial coefficient correlation	147

Exa 8.11	Volume Enthalpy and Entropy departure using the Peng Robinson equation of state	148
Exa 9.1	Partial molar volume	155
Exa 9.2	Volumes to be mixed	156
Exa 9.3	Fugacity and fugacity coefficient	158
Exa 9.5	Fugacity and fugacity coefficient from the Lee Kesler data	159
Exa 9.6	Fugacity and fugacity coefficient using the virial coefficient correlation	161
Exa 9.7	Second virial coefficient	162
Exa 9.8	van der Waals constants	165
Exa 9.9	Molar volume of an equimolar mixture	166
Exa 9.10	Molar volume of an equimolar mixture using pseudo-critical properties	169
Exa 9.11	Molar volume of mixture using Prausnitz Gunn rule	171
Exa 9.12	Molar volume of mixture using van der Waals equation of state	173
Exa 9.13	Molar volume of mixture using the generalized virial coefficient correlation	175
Exa 9.14	Enthalpy and entropy departure	177
Exa 9.15	Enthalpy and entropy departure using the generalized compressibility factor correlation	178
Exa 9.16	Enthalpy and entropy departure using the virial coefficient correlation	180
Exa 9.17	Fugacity and fugacity coefficient using van der Waals equation of state	182
Exa 9.18	Fugacity and fugacity coefficient using the pseudocritical constants method	184
Exa 9.19	Fugacity and fugacity coefficient using the virial coefficient correlation	185
Exa 9.20	Fugacity coefficients of the components in a mixture using Redlich Kwong Equation of state	187
Exa 9.21	Fugacity coefficients of the components in a mixture using the Virial Equation of state	190
Exa 9.22	Fugacity of liquid n octane	192
Exa 10.2	Number of degrees of freedom	194
Exa 10.3	Vapour Pressure of n octane using the Peng Robinson equation of state	195

Exa 11.1	Pxy and Txy diagram for a Benzene Toluene system . . .	202
Exa 11.2	Composition of liquid	206
Exa 11.3	Bubble temperature	209
Exa 11.4	Dew temperature	211
Exa 11.5	Composition of the liquid and vapor streams leaving the flash unit	212
Exa 11.7	Activity coefficients	216
Exa 11.8	van Laar constants and Activity coefficients	217
Exa 11.9	Activity coefficients using the Wilsons parameters	219
Exa 11.10	Activity coefficients using the UNIQUAC equation	220
Exa 11.11	Activity coefficients using the UNIFAC method	224
Exa 12.1	Margules parameters	230
Exa 12.2	van Laar parameters and txy data	233
Exa 12.3	Pxy data using the Margules parameters	238
Exa 12.4	Pxy data using the van Laar model	241
Exa 12.5	VLE data using the van Laar model	244
Exa 12.6	Dew pressure and liquid composition	247
Exa 12.7	Bubble temperature and vapour composition	249
Exa 12.8	Thermodynamic consistency	251
Exa 12.9	Temperature composition diagram	254
Exa 13.1	Depression in freezing point	260
Exa 13.2	Elevation in Boiling Point	261
Exa 13.3	Osmotic pressure	263
Exa 13.4	Ideal solubility	264
Exa 13.5	Solubility of gas	265
Exa 14.1	Standard Gibbs free energy change and equilibrium con- stant	267
Exa 14.2	Standard Gibbs free energy of formation	268
Exa 14.3	Equilibrium constant	270
Exa 14.4	Equilibrium constant with enthalpy of reaction varying with temperature	271
Exa 14.5	Conversion and composition of the equilibrium mixture	274
Exa 14.6	Conversion and composition of the equilibrium mixture at 5 and 100 bar Pressures	278
Exa 14.7	Conversion and composition of the equilibrium mixture with inerts	282
Exa 14.8	Degree of conversion for different feed conditions	286
Exa 14.9	Degree of conversion	291

Exa 14.10	Adiabatic reaction temperature	295
Exa 14.11	Primary reactions	300
Exa 14.13	Equilibrium composition in a simultaneous reaction . .	302
Exa 14.14	Equilibrium concentration	306
Exa 14.15	Decomposition pressure	308

List of Figures

11.1 Pxy and Txy diagram for a Benzene Toluene system	207
11.2 Pxy and Txy diagram for a Benzene Toluene system	207
12.1 Margules parameters	234
12.2 van Laar parameters and txy data	239
12.3 Thermodynamic consistency	254
12.4 Temperature composition diagram	259
14.1 Adiabatic reaction temperature	300

Chapter 1

Introduction

Scilab code Exa 1.1 weight of payload

```
1 // Y.V.C.Rao ,1997.Chemical Engineering
   Thermodynamics.Universities Press ,Hyderabad ,India
   .
2
3 //Chapter-1,Example 1,Page 6
4 //Title:Weight of payload
5 //


---


6 clear
7 clc
8
9 //INPUT
10 weight=981; //weight of payload in N
11 gmoon=1.62; //acceleration due to gravity on the moon
   in m/s^2
12 g=9.81; //acceleration due to gravity on earth
13
14 //CALCULATION
15 mass=weight/g; //calculation of mass of the payload
   in kg (calculated as F=m*g)
```

```

16 weightmoon=mass*gmoon;//calculation of weight of
    payload on the moon in N
17
18 //OUTPUT
19 mprintf('\n The weight of payload on the moon= %d N'
    ,weightmoon);
20
21 //=====END
    OF PROGRAM
    =====

```

Scilab code Exa 1.2 Force due to atmospheric air

```

1 // Y.V.C.Rao ,1997.Chemical Engineering
    Thermodynamics.Universities Press ,Hyderabad ,India
    .
2
3 //Chapter-1,Example 2,Page 7
4 //Title:Force due to atmospheric air
5 //
    =====

6 clear
7 clc
8
9 //INPUT
10 l=15;//length of the child's head in cm
11 b=12;//breadth of the child's head in cm
12 p=101325;//atmospheric pressure in Pa
13
14 //CALCULATION
15 area=(l*b)/(10^4);//calculation of area of the child
    's head in m^2
16 force=p*area;//calculation of force exerted on the

```

```

    child's head due to atmospheric air in N
17
18 //OUTPUT
19 mprintf('\n The force exerted on the child's head due
    to atmospheric air= %f N',force);
20
21 //=====END
    OF PROGRAM
=====

```

Scilab code Exa 1.3 pressure drop

```

1 // Y.V.C.Rao ,1997.Chemical Engineering
    Thermodynamics.Universities Press ,Hyderabad ,India
    .
2
3 //Chapter -1,Example 3,Page 7
4 //Title:Pressure drop
5 //
=====

6 clear
7 clc
8
9 //INPUT
10 rho_water=1000;//density of water flowing through
    the pipeline in kg/m^3
11 rho_manometr=1595;//density of manometric fluid (
    carbon tetrachloride) in kg/m^3
12 l=40;//length between the selected sections in cm
13 theta=45;//inclination of the manometer in degrees
14 g=9.81;//acceleration due to gravity in m/s^2
15
16 //CALCULATION

```

```
17 delp=(1/100)*sin((theta*%pi)/180)*g*(rho_manomtr-
    rho_water); // calculation of pressure drop between
    the required sections in Pa
18
19 //OUTPUT
20 mprintf('\n The pressure drop between the required
    sections= %f Pa',delp);
21
22 //=====END
    OF PROGRAM
=====
```

Chapter 2

Review of basic concepts

Scilab code Exa 2.1 work done by gas

```
1 // Y.V.C.Rao ,1997.Chemical Engineering
   Thermodynamics. Universities Press ,Hyderabad ,India
   .
2
3 //Chapter -2,Example 1,Page 29
4 //Title:Work done by gas
5 //


---


6 clear
7 clc
8
9 //INPUT
10 R=8.314;//universal gas constant in J/molK
11 t1=300;//initial temperature of gas in K
12 p1=0.1;//initial pressure of the gas in MPa
13 p2=0.5;//pressure of gas after heating in MPa
14 p3=0.1;//pressure of gas after expansion in MPa
15 n=1;//number of moles of gas in mole
16
17 //CALCULATION
```



```

18 w1=0*n;//calculation of work done by the gas during
    heating in kJ (since dv=0)
19 t2=t1*(p2/p1);//calculation of temperature of gas
    after heating in K
20 t3=t2;//calculation of temperature of gas after
    expansion in K (constant temperature expansion)
21 volume2=p2/p3;//calculation of ratio of volume of
    gas after expansion to the volume of gas after
    heating (no unit)
22 w2=(R*t2*log(volume2)*n)/1000;//calculation of work
    done by the gas during expansion in kJ
23 volume3= t3/t1;//calculation of ratio of volume of
    gas after expansion to the final volume of gas (
    no unit)
24 w3=(R*t1*(1-volume3)*n)/1000;//calculation of work
    done by the gas during constant pressure
    compression in kJ
25 work_net=w1+w2+w3;//calculation of net work done by
    the gas for the process in kJ
26
27 //OUTPUT
28 mprintf('\n Work done during heating process:Work
    from 1-2= %d kJ \n',w1);
29 mprintf('\n Work done during constant temperature
    expansion: Work from 2-3= %f kJ \n',w2);
30 mprintf('\n Work done during constant pressure
    compression: Work from 3-1= %f kJ \n',w3);
31 mprintf('\n Net work done by the gas during the
    process= %f kJ \n',work_net);
32 //=====END
    OF PROGRAM

```

Scilab code Exa 2.2 work done by gas in piston cylinder assembly

```

1 // Y.V.C.Rao ,1997.Chemical Engineering
   Thermodynamics.Universities Press ,Hyderabad ,India
2
3 //Chapter-2,Example 2,Page 30
4 //Title:Work done by gas in piston cylinder assembly
5 //

```

```

6 clear
7 clc
8
9 //INPUT
10 v1=0.1;//volume of gas initially present in the
    cylinder in m^3
11 p1=0.1;//initial pressure of gas in MPa
12 p_atm=0.1;//atmospheric pressure acting on the
    piston in MPa
13 v2=0.3;//volume of gas after heating in m^3
14 p2=0.6;//pressure of gas after heating in MPa
15
16 //CALCULATION
17 work=((p1+p2)*(v2-v1)*10^6)/(2*1000);//calculation
    of work done by the gas in kJ
18 //calculation is done by using reversible work done
    as integral of Pdv followed by a force balance
    taken on the piston
19
20 //OUTPUT
21 mprintf('\n The work done by the gas = %d kJ',work);
22
23 //=====END
    OF PROGRAM

```

Chapter 3

PvT relations of fluids

Scilab code Exa 3.1 Specific volume and Specific internal energy

```
1 // Y.V.C.Rao ,1997.Chemical Engineering
   Thermodynamics.Universities Press ,Hyderabad ,India
   .
2
3 //Chapter-3,Example 1,Page 48
4 //Title:Specific volume and Specific internal energy
5 //


---


6 clear
7 clc
8
9 //INPUT
10 X=0.8;//Quality of wet steam (no unit)
11 T=150;//Temperature of the wet steam in degree
    celsius
12 vf=0.0010908;//molar volume of saturated liquid in m
    ^3/kg
13 vg=0.3924;//molar volume of saturated vapour in m^3/
    kg
14 uf=631.63;//molar internal energy of the saturated
```

```

    liquid in kJ/kg
15 ug=2558.6; //molar internal energy of the saturated
    vapour in kJ/kg
16
17 //CALCULATION
18 V=(X*vg)+((1-X)*vf); // calculation of specific volume
    in m^3/kg using Eq.(3.3)
19 U=(X*ug)+((1-X)*uf); // calculation of specific
    internal energy in kJ/kg using Eq.(3.6)
20
21 //OUTPUT
22 mprintf('\n The specific volume of wet steam= %0.4 f
    m^3/kg \n',V);
23 mprintf('\n The specific internal energy of wet
    steam= %0.1 f kJ/kg \n',U);
24
25 //=====END
    OF PROGRAM
    =====

```

Scilab code Exa 3.2 Quality of wet steam

```

1 // Y.V.C.Rao ,1997.Chemical Engineering
    Thermodynamics.Universities Press ,Hyderabad ,India
    .
2
3 //Chapter -3,Example 2,Page 49
4 //Title:Quality of wet steam
5 //
    =====
6 clear
7 clc
8

```

```

9 //INPUT
10 V=1.42;//specific volume of wet steam in m^3/kg
11 T=100;//temperature of wet steam in degree celsius
12 vf=0.0010437;//molar volume of saturated liquid in m
    ^3/kg
13 vg=1.673;//molar volume of saturated vapour in m^3/
    kg
14
15 //CALCULATION
16 X=(V-vf)/(vg-vf);//calculation of the quality of wet
    steam using Eq.(3.3) (no unit)
17
18 //OUTPUT
19 mprintf('\n The quality of wet steam= %0.4f \n',X);
20
21 //=====END
    OF PROGRAM
    =====

```

Scilab code Exa 3.3 Volume ratio

```

1 // Y.V.C.Rao ,1997.Chemical Engineering
    Thermodynamics. Universities Press ,Hyderabad ,India
    .
2
3 //Chapter -3,Example 3,Page 49
4 //Title:Volume ratio
5 //
    =====
6 clear
7 clc
8
9 //INPUT

```

```

10 T=100; //temperature inside the vessel in degree
    celsius
11 V=0.00317; //specific volume of water at the critical
    point in m^3/kg
12 vf=0.0010437; //molar volume of saturated liquid in m
    ^3/kg
13 vg=1.673; //molar volume of saturated vapour in m^3/
    kg
14
15 //CALCULATION
16 X=(V-vf)/(vg-vf); //calculation of the quality of wet
    steam using Eq.(3.3) (no unit)
17 ratio=(X*vg)/((1-X)*vf); //calculation of volume
    ratio of saturated vapour to the saturated liquid
    (no unit)
18
19 //OUTPUT
20 mprintf('\n The volume ratio of saturated vapour to
    the saturated liquid= %0.2f \n',ratio);
21
22 //=====END
    OF PROGRAM
    =====

```

Scilab code Exa 3.4 Mass ratio

```

1 // Y.V.C.Rao ,1997.Chemical Engineering
    Thermodynamics. Universities Press ,Hyderabad ,India
    .
2
3 //Chapter -3,Example 4,Page 49
4 //Title:Mass ratio
5 //

```

```

6  clear
7  clc
8
9  //INPUT
10 U=2000;//specific internal energy of liquid-vapour
    mixture in kJ/kg
11 uf=850.6;//specific internal energy of saturated
    liquid in kJ/kg
12 ug=2593.2;//specific internal energy of saturated
    vapour in kJ/kg
13
14 //CALCULATION
15 mass_ratio=(U-uf)/(ug-U);//calculation of the mass
    ratio of vapour to liquid using the lever rule (
    no unit)
16
17 //OUTPUT
18 mprintf('\n The mass ratio of vapour to liquid= %0.4
    f \n',mass_ratio);
19
20 //=====END
    OF PROGRAM
    =====

```

Scilab code Exa 3.5 Volume using ideal gas law

```

1  // Y.V.C.Rao ,1997.Chemical Engineering
    Thermodynamics.Universities Press ,Hyderabad ,India
    .
2
3  //Chapter-3,Example 5,Page 52
4  //Title:Volume using ideal gas law
5  //

```

```

6  clear
7  clc
8
9  //INPUT
10 n=1; //number of moles of n-octane vapour in mol
11 T=427.85; //tempearture of n-octane vapour in K
12 P=0.215; //pressure n-octane vapour in MPa
13 R=8.314; //universal gas constant in (kPa m^3)/(kmol
    K)
14
15 //CALCULATION
16 V=((n*10^-3)*R*T)/(P*10^3); //calculation of volume
    using ideal gas law—Eq.(3.9) in m^3
17
18 //OUTPUT
19 mprintf('\n The volume occupied by n-octane vapour=
    %f m^3 \n',V);
20
21 //=====END
    OF PROGRAM

```

Scilab code Exa 3.6 Volume using van der Waals equation

```

1 // Y.V.C.Rao ,1997.Chemical Engineering
    Thermodynamics. Universities Press ,Hyderabad ,India
.
2
3 //Chapter –3,Example 6,Page 54
4 //Title:Volume using van der Waals equation
5 //

```

```

6  clear
7  clc
8
9  //INPUT
10 n=1; //number of moles occupied by n-octane vapour in
    mol
11 T=427.85; //temperature in K
12 P=0.215; //saturation pressure in MPa
13 a=3.789; //van der Waals constant in Pa(m^3/mol)^2
14 b=2.37*10^-4; //van der Waals constant in m^3/mol
15 R=8.314; //universal gas constant in (Pa m^3)/(mol K)
16
17 //CALCULATION
18 Vguess=(n*R*T)/(P*10^6); //taking the vguess as
    volume from ideal gas (in m^3/mol) for the
    iteration process in van der Waals equation
19 Vnew=(R*T)/((P*10^6)+(a/Vguess^2))+b; //getting the
    initial value of volume (in m^3/mol) using van
    der Waals equation to start the iteration process
20 tolerance=1e-6; //defining the tolerance limit for
    the convergence of the iteration process
21 while abs(Vguess-Vnew)>tolerance
22     Vguess=Vnew;
23     Vnew=(R*T)/((P*10^6)+(a/Vguess^2))+b; //the
    iteration process to solve the system of
    equation
24 end
25 V=Vnew; //The volume calculated using the van der
    Waals equation in m^3/mol
26 //OUTPUT
27 mprintf('\n The volume occupied by n-octane vapour
    obtained by van der Waals equation= %f m^3/mol\n',
    ,V);
28
29 //=====END
    OF PROGRAM
    =====

```

Scilab code Exa 3.7 Volume of liquid using van der Waals equation

```
1 // Y.V.C.Rao ,1997.Chemical Engineering
   Thermodynamics.Universities Press ,Hyderabad ,India
2
3 //Chapter-3,Example 7,Page 55
4 //Title:Volume of liquid using van der Waals
   equation
5 //


---


6 clear
7 clc
8
9 //INPUT
10 n=1;//number of moles occupied by n-octane liquid in
    mol
11 T=427.85;//temperature in K
12 P=0.215;//saturation pressure in MPa
13 a=3.789;//van der Waals constant in Pa(m^3/mol)^2
14 b=2.37*10^-4;//van der Waals constant in m^3/mol
15 R=8.314;//universal gas constant in (Pa m^3)/(mol K)
16
17 //CALCULATION
18 Vguess=b;//taking vguess (in m^3/mol) for the
    iteration process in van der Waals equation
19 Vnew=(R*T)/((P*10^6)+(a/Vguess^2))+b;//getting the
    initial value of volume (in m^3/mol) using van
    der Waals equation to start the iteration process
20 tolerance=1e-6;//defining the tolerance limit for
    the convergence of the iteration process
21 while abs(Vguess-Vnew)>tolerance
```

```

22     Vguess=Vnew;
23     Vnew=(R*T)/((P*10^6)+(a/Vguess^2))+b;//the
        iteration process to solve the system of
        equation
24 end
25 V=Vnew;//The volume calculated using the van der
        Waals equation in m^3/mol
26
27 //OUTPUT
28 mprintf('\n The volume occupied by n-octane liquid
        obtained by van der Waals equation= %e m^3/mol\n',
        ,V);
29
30 //=====END
        OF PROGRAM
        =====

```

Scilab code Exa 3.8 Volume using Cardans method

```

1 // Y.V.C.Rao ,1997.Chemical Engineering
        Thermodynamics.Universities Press ,Hyderabad ,India
        .
2
3 //Chapter -3,Example 8,Page 57
4 //Title:Volume using Cardan's method
5 //
        =====
6 clear
7 clc
8
9 //INPUT
10 T=427.85;//temperature in K
11 P=0.215;//saturation pressure in MPa

```

```

12 a=3.789; //van der Waals constant in Pa(m^3/mol)^2
13 b=2.37*10^-4; //van der Waals constant in m^3/mol
14 R=8.314; //universal gas constant in (Pa m^3)/(mol K)
15
16 //CALCULATION
17 //The Cardan's method simplifies the equation of
    state into a cubic equation which can be solved
    easily
18 //The general form of the cubic equation is (Z^3)+(
    alpha*Z^2)+(beeta*Z)+gaamma=0, where alpha, beeta
    and gaamma are determined using established
    relations
19
20 A=(a*P*10^6)/(R*T)^2; //calculation of A to determine
    alpha, beeta and gaamma by using Eq.(3.25)
21 B=(b*P*10^6)/(R*T); //calculation of B to determine
    alpha, beeta and gaamma by using Eq.(3.26)
22 alpha=-1-B; //calculation of alpha for van der Waals
    equation of state using Table (3.2)
23 beeta=A; //calculation of beeta for van der Waals
    equation of state using Table (3.2)
24 gaamma=-A*B; //calculation of gaamma for van der
    Waals equation of state using Table (3.2)
25 p=beeta-(alpha^2)/3; //calculation of p to determine
    the roots of the cubic equation using Eq.(3.29)
26 q=((2*alpha^3)/27)-((alpha*beeta)/3)+gaamma; //
    calculation of q to determine the roots of the
    cubic equation using Eq.(3.30)
27 D=(((q)^2)/4)+(((p)^3)/27); //calculation of D to
    determine the nature of roots using Eq.(3.31)
28 if D>0 then
29     Z=((-q/2)+(sqrt(D)))^(1/3)+((-q/2)-(sqrt(D)))
        )^(1/3)-(alpha/3); //One real root given
        by Eq.(3.32)
30     vf=((Z)*R*T)/(P*10^6); //Volume of saturated
        liquid calculated as vf=(Z*R*T)/P in m^3/
        mol
31     vg=((Z)*R*T)/(P*10^6); //Volume of saturated

```

```

        vapour calculated as  $vg=(Z*R*T)/P$  in  $m^3/mol$ 
32 else if D==0 then
33     Z1=((-2*(q/2))^(1/3))-(alpha/3); //Three real
        roots and two equal given by Eq.(3.33)
34     Z2=((q/2)^(1/3))-(alpha/3);
35     Z3=((q/2)^(1/3))-(alpha/3);
36     Z=[Z1 Z2 Z3];
37     vf=(min(Z)*R*T)/(P*10^6); //Volume of
        saturated liquid calculated as  $vf=(Z*R*T)$ 
        /P in  $m^3/mol$ 
38     vg=(max(Z)*R*T)/(P*10^6); //Volume of
        saturated vapour calculated as  $vg=(Z*R*T)$ 
        /P in  $m^3/mol$ 
39 else
40     r=sqrt((-p^3)/27); //calculation of r using
        Eq.(3.38)
41     theta=acos(-(q/2)*(1/r)); //calculation of
        theta in radians using Eq.(3.37)
42     Z1=(2*(r^(1/3))*cos(theta/3))-(alpha/3);
43     Z2=(2*(r^(1/3))*cos((2*pi)+theta/3))-
        (alpha/3); //Three unequal real roots given
        by Eqs.(3.34,3.35 and 3.36)
44     Z3=(2*(r^(1/3))*cos((4*pi)+theta/3))-
        (alpha/3);
45     Z=[Z1 Z2 Z3];
46     vf=(min(Z)*R*T)/(P*10^6); //Volume of
        saturated liquid calculated as  $vf=(Z*R*T)$ 
        /P in  $m^3/mol$ 
47     vg=(max(Z)*R*T)/(P*10^6); //Volume of
        saturated vapour calculated as  $vg=(Z*R*T)$ 
        /P in  $m^3/mol$ 
48
49     end
50 end
51
52 //OUTPUT
53 mprintf('\n The volume occupied by n-octane (

```

```

    saturated liquid) obtained by Cardans method= %e
    m^3/mol\n',vf);
54 mprintf(' \n The volume occupied by n-octane (
    saturated vapour) obtained by Cardans method= %f
    m^3/mol\n',vg);
55
56
57 //=====END
    OF PROGRAM
    =====

58
59 //DISCLAIMER: THE COMPUTED VALUE OF Z2 IS 0.0213 AND
    NOT 0.0187 AS PRINTED IN THE TEXTBOOK. THIS HAS
    BEEN CORRECTED IN THE ABOVE PROGRAM.
    =====

```

Scilab code Exa 3.9 Volume using Redlich Kwong equation of state by implementing Cardans method

```

1 // Y.V.C.Rao ,1997.Chemical Engineering
    Thermodynamics.Universities Press ,Hyderabad ,India
    .
2
3 //Chapter-3,Example 9,Page 60
4 //Title:Volume using Redlich-Kwong equation of state
    by implementing Cardan's method
5 //
    =====

6 clear
7 clc
8
9 //INPUT
10 T=427.85;//temperature in K
11 P=0.215;//saturation pressure in MPa

```

```

12 R=8.314; //universal gas constant in (Pa m^3)/(mol K)
13 Pc=24.97; //critical pressure of n-octane in bar
14 Tc=569.4; //critical temperature of n-octane in K
15
16 //CALCULATION
17 a=(0.42748*R^2*Tc^2.5)/(Pc*100*10^3*sqrt(T)); //
    calculation of Redlich-Kwong constant in (m^6 Pa
    mol^-2)
18 b=(0.08664*R*Tc)/(Pc*100*10^3); //calculation of
    Redlich-Kwong constant in m^3/mol
19 //The Cardan's method simplifies the equation of
    state into a cubic equation which can be solved
    easily
20 //The general form of the cubic equation is (Z^3)+
    (alpha*Z^2)+(beeta*Z)+gaamma=0, where alpha, beeta
    and gaamma are determined using established
    relations
21
22 A=(a*P*10^6)/(R*T)^2; //calculation of A to determine
    alpha, beeta and gaamma by using Eq.(3.25)
23 B=(b*P*10^6)/(R*T); //calculation of B to determine
    alpha, beeta and gaamma by using Eq.(3.26)
24 alpha=-1; //calculation of alpha for Redlich-Kwong
    equation of state using Table (3.2)
25 beeta=A-B-B^2; //calculation of beeta for Redlich-
    Kwong equation of state using Table (3.2)
26 gaamma=-(A*B); //calculation of gaamma for Redlich-
    Kwong equation of state using Table (3.2)
27 p=beeta-(alpha^2)/3; //calculation of p to determine
    the roots of the cubic equation using Eq.(3.29)
28 q=((2*alpha^3)/27)-((alpha*beeta)/3)+gaamma; //
    calculation of q to determine the roots of the
    cubic equation using Eq.(3.30)
29 D=((q)^2/4)+((p)^3/27); //calculation of D to
    determine the nature of roots using Eq.(3.31)
30
31 if D>0 then
32     Z=((-q/2)+(sqrt(D)))^(1/3)+((-q/2)-(sqrt(D)))

```

```

    )^(1/3)-(alpha/3); //One real root given
    by Eq.(3.32)
33   vf=((Z)*R*T)/(P*10^6); //Volume of saturated
    liquid calculated as vf=(Z*R*T)/P in m^3/
    mol
34   vg=((Z)*R*T)/(P*10^6); //Volume of saturated
    vapour calculated as vg=(Z*R*T)/P in m^3/
    mol
35   else if D==0 then
36     Z1=((-2*(q/2))^(1/3))-(alpha/3); //Three real
    roots and two equal given by Eq.(3.33)
37     Z2=((q/2)^(1/3))-(alpha/3);
38     Z3=((q/2)^(1/3))-(alpha/3);
39     Z=[Z1 Z2 Z3];
40     vf=(min(Z)*R*T)/(P*10^6); //Volume of
    saturated liquid calculated as vf=(Z*R*T)
    /P in m^3/mol
41     vg=(max(Z)*R*T)/(P*10^6); //Volume of
    saturated vapour calculated as vg=(Z*R*T)
    /P in m^3/mol
42   else
43     r=sqrt((-p^3)/27); //calculation of r using
    Eq.(3.38)
44     theta=acos((-q/2)*(1/r)); //calculation of
    theta in radians using Eq.(3.37)
45     Z1=(2*(r^(1/3))*cos(theta/3))-(alpha/3);
46     Z2=(2*(r^(1/3))*cos(((2*%pi)+theta)/3))-
    (alpha/3); //Three unequal real roots given
    by Eqs.(3.34,3.35 and 3.36)
47     Z3=(2*(r^(1/3))*cos(((4*%pi)+theta)/3))-
    (alpha/3);
48     Z=[Z1 Z2 Z3];
49     vf=(min(Z)*R*T)/(P*10^6); //Volume of
    saturated liquid calculated as vf=(Z*R*T)
    /P in m^3/mol
50     vg=(max(Z)*R*T)/(P*10^6); //Volume of
    saturated vapour calculated as vg=(Z*R*T)
    /P in m^3/mol

```



```

51
52     end
53 end
54
55 //OUTPUT
56 mprintf('\n The volume occupied by n-octane (
    saturated vapour) using Redlich-Kwong equation of
    state= %f m^3/mol\n',vg);
57 mprintf('\n The volume occupied by n-octane (
    saturated liquid) using Redlich-Kwong equation of
    state= %f m^3/mol\n',vf);
58
59 //=====END
    OF PROGRAM
    =====
60
61 //DISCLAIMER:THE COMPUTED VALUE OF Z2 IS 0.0147 AND
    NOT 0.0163 AS PRINTED IN THE TEXTBOOK. THIS HAS
    BEEN CORRECTED IN THE ABOVE PROGRAM.
    =====

```

Scilab code Exa 3.10 Acentric factor

```

1 // Y.V.C.Rao ,1997.Chemical Engineering
    Thermodynamics.Universities Press ,Hyderabad ,India
    .
2
3 //Chapter-3,Example 10,Page 67
4 //Title:Acentric factor
5 //
    =====
6 clear
7 clc
8

```

```

9 //INPUT
10 T=180;//temperature of water in degree celsius
11 P=1.0027;//saturation pressure of water in MPa
12 Tc=647.3;//critical temperature of water in K
13 Pc=221.2;//critical pressure of water in bar
14 Tr=0.7;//reduced temperature at which acentric
    factor was defined by Pitzer
15
16 //CALCULATION
17 T1=Tr*Tc;//calculating temperature in K using
    reduced temperature value
18 T1=T1-273.15;//conversion to degree celsius
19 Pr=(P*10)/Pc;//calculation of reduced pressure (no
    unit) using saturation pressure at t1. In this
    case t1 equals t, therefore the given saturation
    pressure is taken
20 w=-log10(Pr)-1.0;//calculation of acentric factor
    using Eq.(3.62)
21
22 ////OUTPUT
23 mprintf('\n The acentric factor of water= %f \n',w);
24
25
26 //=====END
    OF PROGRAM
    =====

```

Scilab code Exa 3.11 Volume using two parameter and three parameter compressibility factor correlation

```

1 // Y.V.C.Rao ,1997.Chemical Engineering
    Thermodynamics. Universities Press ,Hyderabad ,India
2

```

```

3 //Chapter-3,Example 11,Page 72
4 //Title:Volume using two paramter and three
    parameter compressibility factor correlation
5 //

```

```

6 clear
7 clc
8
9 //INPUT
10 T=409.41;//temperature of n-octane in degree celsius
11 P=4.98;//pressure in bar
12 Tc=569.4;//critical temperature of n-octane in K
13 Pc=24.97;//critical pressure of n-octane in bar
14 w=0.398;//acentric factor (no unit)
15 R=8.314;//universal gas constant in (Pa m^3)/(mol K)
16
17 //CALCULATION
18 Tr=(T+273.15)/Tc;//calculation of reduced
    temperature (no unit)
19 Pr=P/Pc;//calculation of reduced pressure (no unit)
20 z0=0.96;//value of compressibility factor at tr and
    pr obtained from Fig.3.11
21 V1=(z0*R*(T+273.15))/(P*10^5);//calculation of
    volume in m^3/mol using the two parameter
    compressibility factor correlation
22 z1=0.01;//value of compressibility factor at tr and
    pr obtained from Fig.3.12
23 z=z0+(w*z1);//calculation of compressibility factor
    using Eq.3.64
24 V2=(z*R*(T+273.15))/(P*10^5);//calculation of volume
    in m^3/mol using the three parameter
    compressibility factor correlation
25
26 //OUTPUT
27 fprintf('\n The volume occupied by n-octane obtained
    by the two parameter compressibility factor
    correlation= %f m^3/mol\n',V1);

```

```

28 mprintf(' \n The volume occupied by n-octane obtained
    by the three parameter compressibility factor
    correlation= %f m^3/mol\n',V2);
29
30
31 //=====END
    OF PROGRAM
    =====

```

Scilab code Exa 3.12 Pressure developed using two parameter compressibility factor correlation

```

1 // Y.V.C.Rao ,1997.Chemical Engineering
    Thermodynamics.Universities Press ,Hyderabad ,India
    .
2
3 //Chapter -3,Example 12,Page 72
4 //Title:Pressure developed using two parameter
    compressibility factor correlation
5 //
    =====

6 clear
7 clc
8
9 //INPUT
10 V=1;//volume of the tank in m^3
11 m=180;//mass of carbon dioxide in kg
12 T=91.8;//temperature of the tank in degree celsius
    after it is placed in the vicinity of a furnace
13 Tc=304.2;//critical temperature of carbon dioxide in
    K
14 Pc=73.87;//critical pressure of carbon dioxide in
    bar

```

```

15 R=8.314; //universal gas constant in (Pa m^3)/(mol K)
16
17 //CALCULATION
18 mwt=44*10^-3; //molecular weight of carbon dioxide in
    kg/mol
19 n=m/mwt; //calculation of number of moles of carbon
    dioxide in the tank in moles
20 MV=V/n; //calculation of molar volume in m^3/mol
21 slope=(MV*Pc*10^5)/(R*(T+273.15)); //slope of the
    straight line formed when z0 is plotted against
    Pr formed by using the relation z0=(V*Pc*Pr)/(R*T
    )
22 Tr=(T+273.15)/Tc; //calculation of reduced
    temperature (no unit)
23
24 //At the given conditions , the state of CO2 must lie
    on the curve corresponding to the obtained value
    of Tr. To determine the state of CO2, a straight
    line passing through the origin , with the
    obtained value of slope is drawn on the z0 vs Pr
    plot of Fig.3.12 and the point of intersection of
    this straight line with the Tr curve is obtained
    to get the value of z0
25
26 z0=0.725; //value of compressibility factor obtained
    by doing the above mentioned procedure
27 P=(z0*R*10^-6*(T+273.15))/(MV) //calculation of
    pressure in MPa using Eq.(3.59)
28
29 //OUTPUT
30 mprintf(' \n The pressure developed by carbon dioxide
    = %.0 f MPa\n ',P);
31
32
33
34 //=====END
    OF PROGRAM
    =====

```

Scilab code Exa 3.13 Pressure developed using three parameter compressibility factor correlation

```
1 // Y.V.C.Rao ,1997.Chemical Engineering
   Thermodynamics. Universities Press ,Hyderabad ,India
   .
2
3 //Chapter –3,Example 13,Page 73
4 //Title:Pressure developed using three parameter
   compressibility factor correlation
5 //


---



---

  
6 clear
7 clc
8
9 //INPUT
10 V=1;//volume of the tank in m3
11 m=180;//mass of carbon dioxide in kg
12 T=91.8;//temperature of the tank in degree celsius
   after it is placed in the vicinity of a furnace
13 Tc=304.2;//critical temperature of carbon dioxide in
   K
14 Pc=73.87;//critical pressure of carbon dioxide in
   bar
15 R=8.314;//universal gas constant in (Pa m3)/(mol K)
16 w=0.239;//acentric factor (no unit)
17
18 //CALCULATION
19 mwt=44*10-3;//molecular weight of carbon dioxide in
   kg/mol
20 n=m/mwt;//calculation of number of moles of carbon
   dioxide in the tank in mol
```

```

21 MV=V/n;//calculation of molar volume in m3/mol
22 Tr=(T+273.15)/Tc;//calculation of reduced
    temperature (no unit)
23 z0=0.725;//the value of z0 as computed in Example
    3.12 (no unit)
24 z_init=z0;//taking the initial guess value of z as
    z0
25 slope=(MV*Pc*105)/(R*(T+273.15));//slope of the
    straight line formed when z is plotted against Pr
    formed by using the relation z0=(V*Pc*Pr)/(R*T)
26 Prguess=z_init/slope;//Calculation of an initial
    guess value of reduced pressure (no unit) to
    compute the value of z
27 z1guess=0.1;//z1 read from Fig.3.14 for the value of
    Tr and Prguess (no unit)
28 tolerance=1e-6;//framing the tolerance limit for the
    convergence of the equation
29 function [fn]=solver_function(zi)
30     fn=zi-(z0+(w*z1guess));//Function defined for
        solving the system using Eq.(3.64)
31 endfunction
32 [z]=fsolve(z1guess,solver_function,tolerance)//using
    inbuilt function fsolve for solving the system
    of equations
33 Pr=z/slope;//calculation of the proper reduced
    pressure (no unit)
34 P=((Pc*105)*Pr)*10-6;//calculation of pressure
    exerted by carbon dioxide in MPa
35
36 //OUTPUT
37 mprintf(' \n The pressure developed by carbon dioxide
    = %f MPa\n',P);
38
39
40
41 //=====END
    OF PROGRAM
    =====

```

Scilab code Exa 3.14 Volume using generalized form of the Redlich Kwong equation of state

```
1 // Y.V.C.Rao ,1997.Chemical Engineering
   Thermodynamics. Universities Press ,Hyderabad ,India
   .
2
3 //Chapter –3,Example 14,Page 75
4 //Title:Volume using generalized form of the Redlich
   –Kwong equation of state
5 //
   =====

6 clear
7 clc
8
9 //INPUT
10 T=427.85; //temperature of n–octane vapour in K
11 P=0.215; //pressure of n–ocatne vapour in MPa
12 Tc=569.4; //critical temperature of n–octane in K
13 Pc=2.497; //critical pressure of n–octane in MPa
14 R=8.314; //universal gas constant in (Pa m^3)/(mol K)
15
16 //CALCULATION
17 Tr=T/Tc; //calculation of reduced temperature (no
   unit)
18 Pr=P/Pc; //calculation of reduced pressure (no unit)
19 z_init=1; //taking a guess value of z (compressibility
   factor) to get a value of h for solving the
   system
20 h=(0.08664*Pr)/(z_init*Tr); //calculation of h using
   Eq.(3.68)
21 tolerance=1e-6; //Framing the tolerance limit for the
```



```

    convergence of the equation
22 function [fn]=solver_func(zi)
23     fn=zi-(((1/(1-h))-((h/(1+h))*(4.93398/(Tr^(3/2))))
        ));//Function defined for solving the system
        using Eq.(3.67)
24 endfunction
25 [z]=fsolve(h,solver_func,tolerance)//using inbuilt
    function fsolve for solving the system of
    equations
26 V=(z*R*T)/(P*10^6);//calculation of volume in m^3/
    mol using Eq.(3.59)
27
28 //OUTPUT
29 mprintf('\n The volume occupied by n-octane vapour
    obtained by the generalized form of Redlich-Kwong
    equation of state= %f m^3/mol\n',V);
30
31
32 //=====END
    OF PROGRAM
    =====

```

Scilab code Exa 3.15 Volume using Soave Redlich Kwong equation of state

```

1 // Y.V.C.Rao ,1997.Chemical Engineering
    Thermodynamics.Universities Press ,Hyderabad ,India
    .
2
3 //Chapter -3,Example 15,Page 77
4 //Title:Volume using Soave-Redlich-Kwong equation of
    state
5 //

```

```

6 clear
7 clc
8
9 //INPUT
10 T=427.85; //temperature in K
11 P=0.215; //saturation pressure in MPa
12 Tc=569.4; //critical temperature of n-octane in K
13 Pc=24.97; //critical pressure of n-octane in bar
14 w=0.398; //acentric factor (no unit)
15 R=8.314; //universal gas constant in (Pa m^3)/(mol K)
16
17 //CALCULATION
18 //The Cardan's method simplifies the equation of
    state into a cubic equation which can be solved
    easily
19 //The general form of the cubic equation is (Z^3)+
    alpha*Z^2)+(beeta*Z)+gaamma=0, where alpha, beeta
    and gaamma are determined using established
    relations
20
21 Tr=T/Tc; //calculation of reduced temperature (no
    unit)
22 Pr=(P*10^6)/(Pc*10^5); //calculation of reduced
    pressure (no unit)
23 S=0.48+(1.574*w)-(0.176*w^2); //calculation of S
    using Eq.(3.73)
24 alpha1=(1+(S*(1-sqrt(Tr))))^2; //calculation of
    alpha1 using Eq.(3.72)
25 a=(0.42748*R^2*Tc^2*alpha1)/(Pc*10^5); //calculation
    of the Soave-Redlich-Kwong constant in (m^6 Pa
    mol^-2) using Eq.(3.70)
26 b=(0.08664*R*Tc)/(Pc*10^5); //calculation of the
    Soave-Redlich-Kwong constant in m^3/mol using Eq
    .(3.71)
27 A=(a*P*10^6)/(R*T)^2; //calculation of A to determine
    alpha, beeta and gaamma by using Eq.(3.25)
28 B=(b*P*10^6)/(R*T); //calculation of B to determine
    alpha, beeta and gaamma by using Eq.(3.26)

```

```

29 alpha=-1;//calculation of alpha for Soave-Redlich-
    Kwong equation of state using Table (3.2)
30 beeta=A-B-B^2;//calculation of beeta for Soave-
    Redlich-Kwong equation of state using Table (3.2)
31 gaamma=-(A*B);//calculation of gaamma for Soave-
    Redlich-Kwong equation of state using Table (3.2)
32 p=beeta-(alpha^2)/3;//calculation of p to determine
    the roots of the cubic equation using Eq.(3.29)
33 q=((2*alpha^3)/27)-((alpha*beeta)/3)+gaamma;//
    calculation of q to determine the roots of the
    cubic equation using Eq.(3.30)
34 D=(((q)^2)/4)+(((p)^3)/27);//calculation of D to
    determine the nature of roots using Eq.(3.31)
35
36 if D>0 then
37     Z=((-q/2)+(sqrt(D)))^(1/3)+((-q/2)-(sqrt(D))
        )^(1/3)-(alpha/3);//One real root given
        by Eq.(3.32)
38     vf=((Z)*R*T)/(P*10^6);//Volume of saturated
        liquid calculated as vf=(Z*R*T)/P in m^3/
        mol
39     vg=((Z)*R*T)/(P*10^6);//Volume of saturated
        vapour calculated as vg=(Z*R*T)/P in m^3/
        mol
40 else if D==0 then
41     Z1=((-2*(q/2))^(1/3))-(alpha/3);//Three real
        roots and two equal given by Eq.(3.33)
42     Z2=((q/2)^(1/3))-(alpha/3);
43     Z3=((q/2)^(1/3))-(alpha/3);
44     Z=[Z1 Z2 Z3];
45     vf=(min(Z)*R*T)/(P*10^6);//Volume of
        saturated liquid calculated as vf=(Z*R*T)
        /P in m^3/mol
46     vg=(max(Z)*R*T)/(P*10^6);//Volume of
        saturated vapour calculated as vg=(Z*R*T)
        /P in m^3/mol
47 else
48     r=sqrt((-p^3)/27);//calculation of r using

```

```

Eq.(3.38)
49   theta=acos((-q/2)*(1/r)); // calculation of
      theta in radians using Eq.(3.37)
50   Z1=(2*(r^(1/3))*cos(theta/3)-(alpha/3);
51   Z2=(2*(r^(1/3))*cos(((2*pi)+theta)/3))-(
      alpha/3); // Three unequal real roots given
      by Eqs.(3.34,3.35 and 3.36)
52   Z3=(2*(r^(1/3))*cos(((4*pi)+theta)/3))-(
      alpha/3);
53   Z=[Z1 Z2 Z3];
54   vf=(min(Z)*R*T)/(P*10^6); // Volume of
      saturated liquid calculated as vf=(Z*R*T)
      /P in m^3/mol
55   vg=(max(Z)*R*T)/(P*10^6); // Volume of
      saturated vapour calculated as vg=(Z*R*T)
      /P in m^3/mol
56
57   end
58 end
59
60 //OUTPUT
61 mprintf('\n The volume occupied by n-octane (
      saturated vapour) obtained by Soave-Redlich-Kwong
      equation of state= %f m^3/mol\n',vg);
62 mprintf('\n The volume occupied by n-octane (
      saturated liquid) obtained by Soave-Redlich-Kwong
      equation of state= %f m^3/mol\n',vf);
63
64
65
66 //=====END
      OF PROGRAM
=====

```

Scilab code Exa 3.16 Volume using Peng Robinson equation of state

```
1 // Y.V.C.Rao ,1997.Chemical Engineering
   Thermodynamics.Universities Press ,Hyderabad ,India
   .
2
3 //Chapter-3,Example 16,Page 78
4 //Title:Volume using Peng-Robinson equation of state
5 //


---


6 clear
7 clc
8
9 //INPUT
10 T=427.85;//temperature in K
11 P=0.215;//saturation pressure in MPa
12 Tc=569.4;//critical temperature of n-octane in K
13 Pc=24.97;//critical pressure of n-octane in bar
14 w=0.398;//acentric factor (no unit)
15 R=8.314;//universal gas constant in (Pa m^3)/(mol K)
16
17 //CALCULATION
18 //The Cardan's method simplifies the equation of
   state into a cubic equation which can be solved
   easily
19 //The general form of the cubic equation is (Z^3)+(
   alpha*Z^2)+(beeta*Z)+gaamma=0, where alpha ,beeta
   and gaamma are determined using established
   relations
20
21 Tr=T/Tc;//calculation of reduced temperature (no
   unit)
22 Pr=(P*10^6)/(Pc*10^5);//calculation of reduced
   pressure (no unit)
23 S=0.37464+(1.54226*w)-(0.26992*w^2);//calculation of
   S using Eq.(3.79)
24 alpha1=(1+(S*(1-sqrt(Tr))))^2;//calculation of
```

```

    alpha1 using Eq.(3.78)
25 a=(0.45724*R^2*Tc^2*alpha1)/(Pc*10^5); // calculation
    of the Peng–Robinson constant in (m^6 Pa mol^-2)
    using Eq.(3.76)
26 b=(0.07780*R*Tc)/(Pc*10^5); // calculation of the Peng
    –Robinson constant in m^3/mol using Eq.(3.77)
27 A=(a*P*10^6)/(R*T)^2; // calculation of A to determine
    alpha, beeta and gaamma by using Eq.(3.25)
28 B=(b*P*10^6)/(R*T); // calculation of B to determine
    alpha, beeta and gaamma by using Eq.(3.26)
29 alpha=-1+B; // calculation of alpha for Peng–Robinson
    equation of state using Table (3.2)
30 beeta=A-(2*B)-(3*B^2); // calculation of beeta for
    Peng–Robinson equation of state using Table (3.2)
31 gaamma=-((A*B)+(B^2)+(B^3)); // calculation of gaamma
    for Peng–Robinson equation of state using Table
    (3.2)
32 p=beeta-(alpha^2)/3; // calculation of p to determine
    the roots of the cubic equation using Eq.(3.29)
33 q=((2*alpha^3)/27)-((alpha*beeta)/3)+gaamma; //
    calculation of q to determine the roots of the
    cubic equation using Eq.(3.30)
34 D=((((q)^2)/4)+(((p)^3)/27)); // calculation of D to
    determine the nature of roots using Eq.(3.31)
35
36 if D>0 then
37     Z=((-q/2)+(sqrt(D)))^(1/3)+((-q/2)-(sqrt(D))
        )^(1/3)-(alpha/3); //One real root given
        by Eq.(3.32)
38     vf=((Z)*R*t)/(P*10^6); //Volume of saturated
        liquid calculated as vf=(Z*R*T)/P in m^3/
        mol
39     vg=((Z)*R*t)/(P*10^6); //Volume of saturated
        vapour calculated as vg=(Z*R*T)/P in m^3/
        mol
40 else if D==0 then
41     Z1=((-2*(q/2))^(1/3))-(alpha/3); //Three real
        roots and two equal given by Eq.(3.33)

```

```

42     Z2=((q/2)^(1/3))-(alpha/3);
43     Z3=((q/2)^(1/3))-(alpha/3);
44     Z=[Z1 Z2 Z3];
45     vf=(min(Z)*R*T)/(P*10^6); //Volume of
        saturated liquid calculated as vf=(Z*R*T)
        /P in m^3/mol
46     vg=(max(Z)*R*T)/(P*10^6); //Volume of
        saturated vapour calculated as vg=(Z*R*T)
        /P in m^3/mol
47     else
48         r=sqrt((-p^3)/27); //calculation of r using
        Eq.(3.38)
49         theta=acos(-(q/2)*(1/r)); //calculation of
        theta in radians using Eq.(3.37)
50         Z1=(2*(r^(1/3))*cos(theta/3))-(alpha/3);
51         Z2=(2*(r^(1/3))*cos(((2*pi)+theta)/3))-
        (alpha/3); //Three unequal real roots given
        by Eqs.(3.34,3.35 and 3.36)
52         Z3=(2*(r^(1/3))*cos(((4*pi)+theta)/3))-
        (alpha/3);
53         Z=[Z1 Z2 Z3];
54         vf=(min(Z)*R*T)/(P*10^6); //Volume of
        saturated liquid calculated as vf=(Z*R*T)
        /P in m^3/mol
55         vg=(max(Z)*R*T)/(P*10^6); //Volume of
        saturated vapour calculated as vg=(Z*R*T)
        /P in m^3/mol
56
57     end
58 end
59
60 //OUTPUT
61 fprintf('\n The volume occupied by n-octane (
        saturated vapour) obtained by Peng-Robinson
        equation of state= %f m^3/mol\n',vg);
62 fprintf('\n The volume occupied by n-octane (
        saturated liquid) obtained by Peng-Robinson
        equation of state= %f m^3/mol\n',vf);

```

63

64

65

66 //=====END

OF PROGRAM

=====

Chapter 4

First law of thermodynamics and its applications

Scilab code Exa 4.1 Net work done by the system

```
1 // Y.V.C.Rao ,1997.Chemical Engineering  
   Thermodynamics. Universities Press ,Hyderabad ,India  
   .  
2  
3 //Chapter-4,Example 1,Page 94  
4 //Title:Net work done by the system  
5 //  


---

  
6 clear  
7 clc  
8  
9 //INPUT  
10 Q1=50; //Energy added as heat in kJ when the system  
    undergoes a process 1-2  
11 W1=30; //Work done by the system in kJ during the  
    process 1-2  
12 Q2=-40; //Energy rejected as heat in kJ during the  
    process 2-3
```

```

13 W2=-50; //Work done on the system in kJ during the
    process 2-3
14 Q3=0; //System undergoes an adiabatic process to
    return to initial state
15
16 //CALCULATION
17 U2_1=Q1-W1; //calculation of net change in energy in
    kJ during process 1-2 using Eq.(4.5)
18 U3_2=Q2-W2; //calculation of net change in energy in
    kJ during process 2-3 using Eq.(4.5)
19 U1_3=(-U2_1)-(U3_2); //calculation of net change in
    energy in kJ during process 3-1 using Eq.(4.5)
20 W3=Q3-U1_3; //calculation of work by the system in kJ
    using Eq.(4.5)
21 net_work=W1+W2+W3; //calculation of net work done in
    kJ
22
23 //OUTPUT
24 mprintf('\n The net work done by the system= %d kJ\n
    ',net_work);
25
26 //=====END
    OF PROGRAM
    =====

```

Scilab code Exa 4.3 Final temperature and final pressure

```

1 // Y.V.C.Rao ,1997.Chemical Engineering
    Thermodynamics.Universities Press ,Hyderabad ,India
    .
2
3 //Chapter -4,Example 3,Page 96
4 //Title:Final temperature and final pressure
5 //

```

```

6  clear
7  clc
8
9  //INPUT
10 V=1; //volume of tank in m3;
11 N=200; //number of moles of carbon dioxide in tank in
    mol
12 T1=25; //ambient temperature in degree celsius
13 I=5; //current in amperes passed through the resistor
    place in the tank
14 Voltage=440; //voltage in volts existing across the
    resistor
15 t=10; //time in minutes for which the current is
    passed
16 a=363.077*10-3; //van der waals constant in Pa (m3/
    mol)2
17 b=0.043*10-3; //van der waals constant in m3/mol
18 Cv=32.34; //molar heat capacity at constant volume in
    J/molK
19 R=8.314; //universal gas constant in J/molK
20
21 //CALCULATION
22 MV=V/N; //calculation of molar volume in m3/mol
23 Q=0; //energy transfer as heat during the process
24 W_Pdv=0; //mechanical work done by the system
25 W_elec=-(Voltage*I*t*60)*(10-6); //calculation of
    electrical work done on the system in MJ
26 U2_1=Q-(W_Pdv+W_elec); //calculation of internal
    energy in MJ using Eq.(4.5)
27 T2=((U2_1*106)/(N*Cv))+(T1+273.15); //calculation of
    final temperature in K using the relation du=
    CvdT+(a/v2)dv, where dv is zero
28 P=((R*T2)/(MV-b))-(a/(MV2))*10-3; //calculation
    of final pressure in kPa using Eq.(3.18)
29
30 //OUTPUT

```

```

31 mprintf( '\n The final pressure= %0.3f kPa \n',P);
32 mprintf( '\n The final temperature= %0.2f K\n',T2);
33
34
35 //=====END
    OF PROGRAM
=====

```

Scilab code Exa 4.4 Energy transferred and final state masses of liquid and vapour

```

1 // Y.V.C.Rao ,1997.Chemical Engineering
    Thermodynamics. Universities Press ,Hyderabad ,India
    .
2
3 //Chapter-4,Example 4,Page 97
4 //Title:Energy transferred and final state masses of
    liquid and vapour
5 //
=====

6 clear
7 clc
8
9 //INPUT
10 V=0.1;//volume of tank in m^3
11 T1=200;//initial temperature of saturated steam
    inside the tank in degree celsius
12 T2=150;//temperature in degree celsius that the tank
    attains after some time due to poor insulation
13 P1=15.549;//pressure in bar obtained from steam
    tables corresponding to T1
14 vg1=0.1272;//specific volume of saturated vapour in
    m^3/kg obtained from steam tables corresponding

```

```

    to T1
15 hg1=2790.9; //specific enthalpy of saturated vapour
    in kJ/kg obtained from steam tables corresponding
    to T1
16 P2=4.76; //pressure in bar obtained from steam tables
    corresponding to T2
17 vf=0.0010908; //specific volume of saturated liquid
    in m^3/kg obtained from steam tables
    corresponding to T2
18 vg2=0.3924; //specific volume of saturated vapour in
    m^3/kg obtained from steam tables corresponding
    to T2
19 hf=632.15; //specific enthalpy of saturated liquid in
    kJ/kg obtained from steam tables corresponding
    to T1
20 hg2=2745.4; //specific enthalpy of saturated vapour
    in kJ/kg obtained from steam tables corresponding
    to T1
21
22 //CALCULATION
23 ug1=((hg1*10^3)-(P1*10^5*vg1))*10^-3; //calculation
    of internal energy of vapour corresponding to T1
    in kJ/kg
24 uf=((hf*10^3)-(P2*10^5*vf))*10^-3; //calculation of
    internal energy of liquid corresponding to T2 in
    kJ/kg
25 ug2=((hg2*10^3)-(P2*10^5*vg2))*10^-3; //calculation
    of internal energy of vapour corresponding to T2
    in kJ/kg
26 v2=vg1; //since constant volume process
27 X2=(v2-vf)/(vg2-vf); //calculation of the final
    quality of steam (no unit)
28 u2=(X2*ug2)+((1-X2)*uf); //calculation of the
    internal energy at the final state in kJ/kg
29 m=V/vg1; //calculation of the mass of steam in kg
30 Q=m*(u2-ug1); //calculation of energy transferred as
    heat in kJ, using the first law of thermodynamics
31 mf=m*(1-X2); //calculation of mass of liquid in the

```

```

    tank in the final state in kg
32 mg=m*X2;//calculation of mass of vapour in the tank
    in the final state in kg
33
34 //OUTPUT
35 mprintf('\n The energy transferred as heat= %f kJ\n'
    ,Q);
36 mprintf('\n The mass of liquid in the tank in the
    final state= %0.3f kg\n',mf);
37 mprintf('\n The mass of vapour in the tank in the
    final state= %0.3f kg\n',mg);
38 //=====END
    OF PROGRAM
=====

```

Scilab code Exa 4.5 Work done and energy transferred

```

1 // Y.V.C.Rao ,1997.Chemical Engineering
    Thermodynamics.Universities Press ,Hyderabad ,India
    .
2
3 //Chapter-4,Example 5,Page 102
4 //Title:Work done and energy transferred
5 //
=====
6 clear
7 clc
8
9 //INPUT
10 W=1;//weight of steam in kg in the piston cylinder
    assembly
11 X=0.8;//quality of steam (no unit)
12 T1=150;//initial temperature of steam in degree

```

```

    celsius
13 T2=200;//final temperature of steam in degree
    celsius
14 P1=476;//pressure in kPa obtained from steam tables
    (corresponding to T1)
15 vf=0.0010908;//specific volume of saturated liquid
    in m3/kg obtained from steam tables (
    corresponding to T1)
16 vg=0.3924;//specific volume of saturated vapour in m
3/kg obtained from steam tables (corresponding
    to T1)
17 hf=632.15;//specific enthalpy of saturated liquid in
    kJ/kg obtained from steam tables (corresponding
    to T1)
18 hg=2745.4;//specific enthalpy of saturated vapour in
    kJ/kg obtained from steam tables (corresponding
    to T1)
19
20 //CALCULATION
21 V1=(X*vg)+((1-X)*vf);//calculation of specific
    volume of steam in m3/kg
22 h1=(X*hg)+((1-X)*hf);//calculation of specific
    enthalpy of steam in kJ/kg
23 P2=0.476;//Pressure in MPa is held constant during
    the process
24 P_int1=0.4;//Pressure in MPa from steam tables at T2
    taken for interpolation to find V2 and h2
    corresponding to P2
25 P_int2=0.5;//Pressure in MPa from steam tables at T2
    taken for interpolation to find V2 and h2
    corresponding to P2
26 V_int1=0.5343;//specific volume in m3/kg at P_int1
    obtained from steam tables at T2 taken for
    interpolation to find V2 and h2 corresponding to
    P2
27 V_int2=0.4250;//specific volume in m3/kg at P_int2
    obtained from steam tables at T2 taken for
    interpolation to find V2 and h2 corresponding to

```

```

P2
28 h_int1=2860.4; //specific enthalpy in kJ/kg at P_int1
    obtained from steam tables at T2 taken for
    interpolation to find V2 and h2 corresponding to
    P2
29 h_int2=2855.1; //specific enthalpy in kJ/kg at P_int2
    obtained from steam tables at T2 taken for
    interpolation to find V2 and h2 corresponding to
    P2
30 V2=((P2-P_int1)/(P_int2-P_int1))*(V_int2-V_int1))+
    V_int1; //specific volume of superheated steam in
    m^3/kg obtained by interpolation (corresponding
    to T2 and P2)
31 h2=((P2-P_int1)/(P_int2-P_int1))*(h_int2-h_int1))+
    h_int1; //specific enthalpy of superheated steam
    in kJ/kg obtained by interpolation (corresponding
    to T2 and P2)
32 Q=(h2-h1)*W; //calculation of net heat transferred in
    kJ using Eq.(4.15)
33 W=P1*(V2-V1)*W; //calculation of work done by steam
    in kJ using Eq.(4.14)
34
35 //OUTPUT
36 mprintf('\n The work done by steam= %0.2f kJ \n',W);
37 mprintf('\n The net energy transferred as heat = %0
    .2f kJ\n',Q);
38 mprintf('\n The final state of superheated steam ,
    Pressure=%0.3f MPa \n',P2);
39 mprintf('\n The final state of superheated steam ,
    Temperature=%d degree celsius \n',T2);
40
41 //=====END
    OF PROGRAM
=====

```


Scilab code Exa 4.6 Work done and final temperature

```
1 // Y.V.C.Rao ,1997.Chemical Engineering
   Thermodynamics.Universities Press ,Hyderabad ,India
   .
2
3 //Chapter-4,Example 6,Page 103
4 //Title:Work done and final temperature
5 //


---



---


6 clear
7 clc
8
9 //INPUT
10 W=1;//weight of steam in kg in the piston cylinder
    assembly
11 X=0.8;//quality of steam (no unit)
12 T1=150;//initial temperature of steam in degree
    celsius
13 I=5;//current passed in Amperes
14 V=220;//voltage in volts across the resistor
15 t=10;//time for which the current is passed in
    minutes
16 P1=476;//pressure in kPa obatined from steam tables
    (corresponding to T1)
17 vf=0.0010908;//specific volume of saturated liquid
    in m^3/kg obatined from steam tables (
    corresponding to T1)
18 vg=0.3924;//specific volume of satuarted vapour in m
    ^3/kg obatined from steam tables (corresponding
    to T1)
19 hf=632.15;//specific enthalpy of saturated liquid in
    kJ/kg obtained from steam tables (corresponding
```

```

    to T1)
20 hg=2745.4; //specific enthalpy of saturated vapour in
    kJ/kg obtained from steam tables (corresponding
    to T1)
21
22 //CALCULATION
23 V1=(X*vg)+((1-X)*vf); //calculation of specific
    volume of steam in m^3/kg
24 h1=(X*hg)+((1-X)*hf); //calculation of specific
    enthalpy of steam in m^3/kg
25 Ws=-V*I*t*60*10^-3; //calculation of electrical work
    done on the system in kJ
26 h2=h1-Ws; //calculation of the specific enthalpy of
    steam in the final state in kJ/kg
27 P2=0.476; //Pressure in MPa is held constant during
    the process
28 T_int1=200; //Temperature in degree celsius obtained
    from steam tables at P2 taken for interpolation
    to find V2 and T2 corresponding to P2
29 T_int2=300; //Temperature in degree celsius obtained
    from steam tables at P2 taken for interpolation
    to find V2 and T2 corresponding to P2
30 V_int1=0.4512; //specific volume in m^3/kg at T_int1
    from steam tables at P2 taken for interpolation
    to find V2 and T2 corresponding to P2
31 V_int2=0.5544; //specific volume in m^3/kg at T_int2
    from steam tables at P2 taken for interpolation
    to find V2 and T2 corresponding to P2
32 h_int1=2856.37; //specific enthalpy in kJ/kg at
    T_int1 obtained from steam tables at P2 taken for
    interpolation to find V2 and T2 corresponding to
    P2
33 h_int2=3065.38; //specific enthalpy in kJ/kg at
    T_int2 obtained from steam tables at P2 taken for
    interpolation to find V2 and T2 corresponding to
    P2
34 V2=(((h2-h_int1)/(h_int2-h_int1))*(V_int2-V_int1))+
    V_int1; //specific volume of superheated steam in

```

```

    m^3/kg obtained by interpolation (corresponding
    to T2 and P2)
35 //Temperature of superheated steam in degree celsius
    obtained by interpolation (corresponding to T2
    and P2)
36 T2=(((h2-h_int1)/(h_int2-h_int1))*(T_int2-T_int1))+
    T_int1;
37 W=(P1*10^3*(V2-V1)*W)*10^-3;//calculation of work
    done by steam in kJ using Eq.(4.14)
38
39 //OUTPUT
40 mprintf('\n The work done by steam= %0.2f kJ \n',W);
41 mprintf('\n The final temperature= %0.2f degree
    celsius\n',T2);
42
43 //=====END
    OF PROGRAM
=====

```

Scilab code Exa 4.7 Amount of energy

```

1 // Y.V.C.Rao ,1997.Chemical Engineering
    Thermodynamics. Universities Press ,Hyderabad ,India
    .
2
3 //Chapter -4,Example 7,Page 104
4 //Title:Amount of energy
5 //
=====

6 clear
7 clc
8
9 //INPUT

```

```

10 N=1; //number of moles of carbon dioxide in kmol
11 T1=298; //initial temperature in K
12 T2=600; //final raised temperature in K
13 a=45.369; //coefficient in the specific heat capacity
    expression where Cp=a+bT+eT^-2
14 b=8.688*10^-3; //coefficient in the specific heat
    capacity expression where Cp=a+bT+eT^-2
15 e=-9.619*10^5; //coefficient in the specific heat
    capacity expression where Cp=a+bT+eT^-2
16 //Where Cp is in J/molK
17
18 //CALCULATION
19 Q=N*10^3*((a*(T2-T1)+((b/2)*(T2^2-T1^2))-(e*((1/T2)
    -(1/T1)))))*10^-6; //calculation of the amount of
    energy to be transferred in MJ using Eq.(4.25)
20
21 //OUTPUT
22 mprintf('\n The amount of energy to be transferred
    as heat= %0.3f MJ\n',Q);
23
24 //=====END
    OF PROGRAM
    =====

```

Scilab code Exa 4.8 Isobaric molar heat capacity

```

1 // Y.V.C.Rao ,1997.Chemical Engineering
    Thermodynamics. Universities Press ,Hyderabad ,India
    .
2
3 //Chapter -4,Example 8,Page 104
4 //Title:Isobaric molar heat capacity
5 //

```

```

6  clear
7  clc
8
9  //INPUT
10 T1=298; //initial temperature in K
11 T2=600; //final raised temperature in K
12 a=45.369; //coefficient in the specific heat capacity
    expression where  $C_p=a+bT+eT^{-2}$ 
13 b=8.688*10-3; //coefficient in the specific heat
    capacity expression where  $C_p=a+bT+eT^{-2}$ 
14 e=-9.619*105; //coefficient in the specific heat
    capacity expression where  $C_p=a+bT+eT^{-2}$ 
15 //Where Cp is in J/molK
16
17 //CALCULATION
18 Cpm=((a*(T2-T1))+((b/2)*(T22-T12))- (e*((1/T2)-(1/
    T1))))/(T2-T1); //calculation of isobaric molar
    heat capacity in J/molK using Eq.(4.26)
19
20 //OUTPUT
21 mprintf('\n The isobaric molar heat capacity= %0.2f
    J/molK\n', Cpm);
22
23 //=====END
    OF PROGRAM

```

Scilab code Exa 4.9 Amount of energy transferred using isobaric molar heat capacity

```

1 // Y.V.C.Rao ,1997.Chemical Engineering
    Thermodynamics. Universities Press ,Hyderabad ,India

```

```

2
3 //Chapter-4,Example 9,Page 105
4 //Title:Amount of energy transferred using isobaric
   molar heat capacity
5 //

```

```

6 clear
7 clc
8
9 //INPUT
10 N=1;//number of moles of carbon dioxide in kmol
11 T1=298;//initial temperature in K
12 T2=600;//final raised temperature in K
13 a=45.369;//coefficient in the specific heat capacity
   expression where  $C_p=a+bT+eT^{-2}$ 
14 b=8.688*10-3;//coefficient in the specific heat
   capacity expression where  $C_p=a+bT+eT^{-2}$ 
15 e=-9.619*105;//coefficient in the specific heat
   capacity expression where  $C_p=a+bT+eT^{-2}$ 
16 //Where  $C_p$  is in J/molK
17
18 //CALCULATION
19 Cpm=((a*(T2-T1))+((b/2)*(T22-T12))-e*((1/T2)-(1/
   T1)))/(T2-T1);//calculation of isobaric molar
   heat capacity in J/molK using Eq.(4.26)
20 Q=N*103*Cpm*(T2-T1)*10-6;//calculation of the
   amount of energy to be transferred in MJ using Eq
   .(4.25)
21
22 //OUTPUT
23 mprintf('\n The amount of energy to be transferred
   as heat= %0.3f MJ \n',Q);
24
25 //=====END
   OF PROGRAM

```

Scilab code Exa 4.10 Final temperature

```
1 // Y.V.C.Rao ,1997.Chemical Engineering
   Thermodynamics.Universities Press ,Hyderabad ,India
2
3 //Chapter-4,Example 10,Page 105
4 //Title:Final temperature
5 //
6 clear
7 clc
8
9 //INPUT
10 N=100;//number of moles of carbon dioxide in mol
11 T1=298;//initial temperature in K
12 Q=1;//energy added as heat in MJ
13 a=45.369;//coefficient in the specific heat capacity
   expression where  $C_p=a+bT+eT^{-2}$ 
14 b=8.688*10^-3;//coefficient in the specific heat
   capacity expression where  $C_p=a+bT+eT^{-2}$ 
15 e=-9.619*10^5;//coefficient in the specific heat
   capacity expression where  $C_p=a+bT+eT^{-2}$ 
16 //Where Cp is in J/molK
17
18 //CALCULATION
19 delh=Q*10^6/N;//calculation of enthalpy in J
20 Tguess=520;//The final temperature guess value in K
   used for solving the system of equations
21 //The system of equations are defined by :
22 //T2=T1+(delh/Cpm)---->A
23 //Cpm=a+(b*Tm)+(e/T1T2)---->B
24 Cpm_guess=a+(b*((T1+Tguess)/2))+(e/(T1*Tguess));//
```

```

    calculation of Cpm guess (in J/molK) to be used
    to determine T2 from Equation A
25 T2_guess=T1+(delh/Cpm_guess); //calculation of T2
    using Equation A (in K) based on the value of Cpm
    guess computed using Equation B
26 tolerance=1e-6; //defining the tolerance limit to
    obtain convergence
27 while abs(T2_guess-Tguess)>tolerance
28     Tguess=T2_guess;
29     Cpm_guess=a+(b*((T1+Tguess)/2))+(e/(T1*Tguess));
30     T2_guess=T1+(delh/Cpm_guess); //the iteration
    process to solve the system of equations
31 end
32 T2=T2_guess; //value of the final temperature of CO2
    obtained upon solving the system of equations(A
    and B) in K
33
34 //OUTPUT
35 mprintf('\n The final temperature= %0.1f K\n',T2);
36
37 //=====END
    OF PROGRAM
    =====

```

Scilab code Exa 4.11 Final temperature Pressure and work done in adiabatic process

```

1 // Y.V.C.Rao ,1997.Chemical Engineering
    Thermodynamics.Universities Press ,Hyderabad ,India
    .
2
3 //Chapter -4,Example 11,Page 107
4 //Title:Final temperature ,Pressure and work done in
    adiabatic process

```



```

5 //


---


6 clear
7 clc
8
9 //INPUT
10 volume_ratio=1/15; //final volume to the initial
    volume of air at the end of compression stroke (
    no unit)
11 gaamma=1.4; //ratio of the molar heat capacities at
    constant pressure and constant volume for air (no
    unit)
12 T1=300; //initial temperature of air in K
13 P1=0.1; //initial pressure of air in MPa
14 R=8.314; //universal gas constant in J/molK
15
16 //CALCULATION
17 T2=T1*((1/volume_ratio)^(gaamma-1)); //calculation of
    final temperature in K using Eq.(4.32)
18 P2=P1*((1/volume_ratio)^(gaamma)); //calculation of
    final pressure in MPa using Eq.(4.34)
19 W=(R*(T1-T2)*10^-3)/(gaamma-1); //calculation of work
    to be done on the system in kJ/mol using Eq
    .(4.31)
20
21 //OUTPUT
22 mprintf('\n The final temperature= %0.2 f K\n',T2);
23 mprintf('\n The final pressure= %0.4 f MPa\n',P2);
24 mprintf('\n Work done per mole of air= %0.3 f kJ/mol\n
    n',W);
25
26 //=====END
    OF PROGRAM


---



```

Scilab code Exa 4.12 Final temperature Pressure work done and heat interaction in polytropic process

```
1 // Y.V.C.Rao ,1997.Chemical Engineering
   Thermodynamics. Universities Press ,Hyderabad ,India
   .
2
3 //Chapter -4,Example 12,Page 110
4 //Title:Final temperature Pressure work done and
   heat interaction in polytropic process
5 //


---


6 clear
7 clc
8
9 //INPUT
10 volume_ratio=1/15; //final volume to the initial
   volume of ideal gas at the end of compression (no
   unit)
11 T1=300; //initial temperature of ideal gas in K
12 P1=0.1; //initial pressure of ideal gas in MPa
13 R=8.314; //universal gas constant in J/molK
14 n=1.2; //index of expansion (no unit)
15 gamma=1.4; //ratio of the molar heat capacities at
   constant pressure and constant volume for ideal
   gas (no unit)
16
17 //CALCULATION
18 P2=P1*((1/volume_ratio)^n); //calculation of final
   pressure in MPa using Eq.(4.37)
19 T2=T1*(P2/P1)*(volume_ratio); //calculation of final
   temperature in K (since the gas is taken to be
   ideal , (P1*V1)/T1=(P2*V2)/T2)
```

```

20 W=(R*(T1-T2)*10^-3)/(n-1); // calculation of work to
    be done on the system in kJ/mol using Eq.(4.38)
21 del_u=(R*(T2-T1)*10^-3)/(gamma-1); // calculation of
    the change in the internal energy in kJ/mol using
    Eq.(4.28 and 4.29) (del_u=Cv*(T2-T1) and Cv=R/(
    gamma-1))
22 q=del_u+W; // calculation of the heat interaction
    during the process in kJ/mol using the first law
    of thermodynamics
23
24 //OUTPUT
25 mprintf('\n The final pressure= %0.3f MPa\n',P2);
26 mprintf('\n The final temperature= %0.1f K\n',T2);
27 mprintf('\n Work done on the gas= %f kJ/mol\n',W);
28 mprintf('\n Heat interaction during the process= %f
    kJ/mol\n',q);
29
30 //=====END
    OF PROGRAM
    =====

```

Scilab code Exa 4.13 Final temperature and amount of gas entering the tank

```

1 // Y.V.C.Rao ,1997.Chemical Engineering
    Thermodynamics.Universities Press ,Hyderabad ,India
    .
2
3 //Chapter -4,Example 13,Page 112
4 //Title:Final temperature and amount of gas entering
    the tank
5 //

```

```

6 clear
7 clc
8
9 //INPUT
10 V=1; //volume of tank in m^3
11 T0=300; //initial temperature of ideal gas in K
12 P0=0.1; //initial pressure of ideal gas in MPa
13 T=500; //temperature of ideal gas in the pipeline in
    K
14 P=3; //pressure of ideal gas in the pipeline in MPa
15 R=8.314; //universal gas constant in J/molK
16 gaamma=1.4; //ratio of the molar heat capacities at
    constant pressure and constant volume for ideal
    gas (no unit)
17
18 //CALCULATION
19 Pf=3; //final pressure reached in the tank in MPa
20 //calculation of final temperature of the gas in the
    tank in K using Eq.(4.44) (and applying  $u=C_v*T$ ,
     $h=C_p*T$  and  $N=P*V/R*T$  as the gas is taken to be
    ideal)
21 Tf=(Pf*10^6)/((((Pf*10^6)-(P0*10^6))/(gaamma*T))+((
    P0*10^6)/T0));
22 //calculation of the moles of ideal gas entering
    into the tank using Eq.(4.44) (and applying  $u=C_v*
    T$ ,  $h=C_p*T$  and  $N=P*V/R*T$  as the gas is taken to be
    ideal)
23 N=(V/R)*(((Pf*10^6)/Tf)-((P0*10^6)/T0));
24
25 //OUTPUT
26 mprintf('\n The final temperature= %0.1f K\n',Tf);
27 mprintf('\n The amount of gas that has entered the
    tank= %0.2f mol\n',N);
28
29 //=====END
    OF PROGRAM
    =====

```

Scilab code Exa 4.14 Final state and mass of steam that entered the tank

```
1 // Y.V.C.Rao ,1997. Chemical Engineering
   Thermodynamics. Universities Press ,Hyderabad ,India
   .
2
3 //Chapter -4,Example 14,Page 113
4 //Title:Final state and mass of steam that entered
   the tank
5 //


---



---

  
6 clear
7 clc
8
9 //INPUT
10 V=3; //volume of tank in m3
11 T0=100; //initial temperature of steam in degree
   celsius
12 T=300; //temperature of superheated steam in the
   pipeline in degree celsius
13 P=3; //pressure of superheated steam in the pipeline
   in MPa
14 R=8.314; //universal gas constant in J/molK
15
16 //CALCULATION
17 Ps=101.33; //pressure of saturated steam in kPa from
   steam tables corresponding to T0
18 vg=1.673; //specific volume of saturated vapour in m
   ^3/kg obtained from steam tables corresponding to
   T0
19 hg=2676.0; //specific enthalpy of saturated vapour in
   kJ/kg obtained from steam tables corresponding
   to T0
```

```

20 h=2995.1; //specific enthalpy of superheated steam in
    kJ/kg obtained from superheated steam tables
    corresponding to T and P
21 u0=((hg*10^3)-(Ps*10^3*vg))*10^-3; //calculation of
    initial internal energy of steam in kJ/mol using
    the first law of thermodynamics for the adiabatic
    charging of a tank
22 m0=V/vg; //calculation of mass of steam initially in
    the tank in kg
23 //The first law of thermodynamics for the adiabatic
    charging of a tank is given by:
24 //mfuf-m0u0=(mf-m0)h. This equation is to be solved
    to determine mf
25
26 Tf=418; // assuming final temperature of superheated
    steam in degree celsius
27 //For superheated steam at P and Tf
28 vf=0.102329; //specific volume of superheated steam
    in m^3/kg
29 uf=2965.78; //internal energy of the superheated
    steam in kJ/kg
30
31 mf_guess=V/vf; //taking a guess value for the mass of
    steam inside the tank at the end of the charging
    operation ,in kg
32
33 function [fn]=solver_func(ui)
34 //Function defined for solving the system to
    determine the internal energy of steam inside the
    tank at the end of the charging operation in kJ/
    kg using Eq.(4.44, where Q=0 as the process is
    adiabatic)
35     fn=(mf_guess*ui)-(m0*u0)-((mf_guess-m0)*h);
36 endfunction
37 [uf_solved]=fsolve(mf_guess ,solver_func ,1e-6) //using
    inbuilt function fsolve for solving the system
    of equations
38 mf=mf_guess //mass of the steam inside the tank at

```

```

    the end of the charging operation , in kg
39 mass=mf-m0;//calculation of mass of steam that
    entered the tank in kg
40
41 //OUTPUT
42 mprintf("\n The final state of steam(superheated),
    Pressure=%d MPa\n",P);
43 mprintf("\n The final state of steam(superheated),
    Temperature=%d degree celsius\n",Tf);
44 mprintf("\n The mass of steam that entered the tank=
    %0.3f kg\n",mass);
45
46 //=====END
    OF PROGRAM
    =====

```

Scilab code Exa 4.15 Final temperature and amount of gas escaping the cylinder

```

1 // Y.V.C.Rao ,1997.Chemical Engineering
    Thermodynamics.Universities Press ,Hyderabad ,India
    .
2
3 //Chapter -4,Example 15,Page 115
4 //Title:Final temperature and amount of gas escaping
    the cylinder
5 //
    =====

6 clear
7 clc
8
9 //INPUT
10 V=0.1;//volume of cylinder in m^3

```

```

11 T0=300; //initial temperature of nitrogen in K
12 P0=14; //initial pressure of nitrogen in MPa
13 P=0.1; //ambient pressure in MPa
14 Pf=2; //final pressure of nitrogen in MPa
15 R=8.314; //universal gas constant in J/molK
16 gaamma=1.4; //ratio of the molar heat capacities at
    constant pressure and constant volume for
    nitrogen (no unit)
17
18 //CALCULATION
19 //calculation of final temperature of the gas in the
    tank in K using Eq.(4.51) (and applying  $u=C_v*T$ ,
     $h=C_p*T$  and  $N=P*V/R*T$  as the gas is taken to be
    ideal)
20 function [fn]=solver_func(Ti)
21     //Function defined for solving the system to
    determine the final temperature
22     fn=((P0*10^6)-(Pf*10^6))-((gaamma/2)*(T0+Ti)*(((
    P0*10^6)/T0)-((Pf*10^6)/Ti)));
23 endfunction
24 Tguess=300; //The final temperature guess value in K
    used for solving the system of equations
25 [Tf]=fsolve(Tguess,solver_func,1e-6) //using inbuilt
    function fsolve for solving the system of
    equations
26
27 //calculation of the moles of nitrogen escaping from
    the tank using Eq.(4.51) (and applying  $u=C_v*T$ ,  $h
    =C_p*T$  and  $N=P*V/R*T$  as the gas is taken to be
    ideal)
28 N=(V/R)*(((P0*10^6)/T0)-((Pf*10^6)/Tf));
29
30 //OUTPUT
31 mprintf(' \n The final temperature= %0.1f K\n',Tf);
32 mprintf(' \n The amount of gas that has escaped from
    the cylinder= %0.2f mol\n',N);
33
34 //=====END

```


OF PROGRAM

Scilab code Exa 4.16 Percentage error

```
1 // Y.V.C.Rao ,1997. Chemical Engineering
   Thermodynamics. Universities Press ,Hyderabad ,India
   .
2
3 //Chapter -4,Example 16,Page 118
4 //Title:Percentage error
5 //
6 clear
7 clc
8
9 //INPUT
10 T0=300;//initial temperature of superheated steam in
    degree celsius
11 P0=3;//initial pressure of superheated steam in MPa
12 Xe=0.85;//quality of steam leaving the turbine (no
    unit)
13 Tf=45;//final temperature of steam leaving the
    turbine in degree celsius
14 Vi=10;//velocity of steam at the entrance in m/s
15 Ve=40;//exit velocity of steam in m/s
16 Zi=10;//elevation at the entrance in m
17 Ze=4;//elevation at the exit in m
18 m=1;//mass flow rate of steam through turbine in kg/
    s
19 g=9.81;//accleration due to gravity in m/s^2
20
21 //CALCULATION
```

```

22 hi=2995.1;//specific enthalpy of superheated steam
    in kJ/kg obtained from superheated steam tables
    corresponding to T0 and P0
23 hf=188.35;//specific enthalpy of saturated liquid in
    kJ/kg obtained from steam tables corresponding
    to Tf
24 hg=2583.3;//specific enthalpy of saturated vapour in
    kJ/kg obtained from steam tables corresponding
    to Tf
25 he=((1-Xe)*hf)+(Xe*hg);//calculation of specific
    enthalpy of steam at the exit in kJ/kg using Eq
    .(3.6)
26 Q=0;//adiabatic process
27 enthalpy_change=(he*10^3)-(hi*10^3);//calculation of
    the enthalpy change between the entrance and
    exit in J/kg
28 KE_change=((Ve^2)-(Vi^2))/2;//calculation of the
    kinetic energy change between the entrance and
    exit in J/kg
29 PE_change=g*(Ze-Zi);//calculation of the potential
    energy change between the entrance and exit in J/
    kg
30 Ws=Q-(m*(enthalpy_change+KE_change+PE_change)*10^-3)
    ;//calculation of power output in kW using Eq
    .(4.61)
31 err_KE=((KE_change)/(Ws*10^3))*100;//calculation of
    percentage error when kinetic energy change is
    ignored
32 err_PE=((abs (PE_change)/(Ws*10^3))*100;//
    calculation of percentage error when potential
    energy change is ignored
33 err=err_KE+err_PE;//calculation of percentage error
    when both potential kinetic energy changes are
    ignored
34
35 //OUTPUT
36 fprintf('\n The percentage error when Kinetic energy
    change is ignored= %0.3f \n',err_KE);

```

```

37 mprintf('\n The percentage error when Potential
    energy change is ignored= %0.4f \n',err_PE);
38 mprintf('\n The percentage error when both Kinetic
    and Potential energy changes are ignored= %f \n',
    err);
39
40 //=====END
    OF PROGRAM
    =====

```

Scilab code Exa 4.17 Exit velocity

```

1 // Y.V.C.Rao ,1997.Chemical Engineering
    Thermodynamics.Universities Press ,Hyderabad ,India
    .
2
3 //Chapter -4,Example 17,Page 119
4 //Title:Exit velocity
5 //
    =====

6 clear
7 clc
8
9 //INPUT
10 Pi=5;//pressure of dry saturated steam at the
    entrance in bar
11 Pe=2;//pressure of dry saturated steam at the exit
    in bar
12 Vi=3;//velocity of dry saturated steam at the
    entrance in m/s
13 m=1;//flow rate of steam through the nozzle in kg/s
14 g=9.81;//acceleration due to gravity in m/s^2
15

```

```

16 //CALCULATION
17 hi=2747.5;//specific enthalpy in kJ/kg of the dry
    saturated steam at the entrance taken from steam
    tables corresponding to Pi
18 he=2706.3;//specific enthalpy in kJ/kg of the dry
    saturated steam at the exit taken from steam
    tables corresponding to Pe
19 ve=0.8854;//specific volume in m^3/kg of the dry
    saturated steam at the exit taken from steam
    tables corresponding to Pe
20 Zi=0;//assuming that the nozzle is horizontal
21 Ze=0;//assuming that the nozzle is horizontal
22 Q=0;//adiabatic process
23 Ws=0;//since no shaft work is done
24 Ve=sqrt (2*(((Q-Ws)/m)-(g*(Zi-Ze))-((he*10^3)-(hi
    *10^3)))+(Vi^2));//calculation of velocity at the
    exit in m/s using Eq.(4.61)
25 A=(m*ve)/Ve;//calculation of cross sectional area of
    the nozzle at the exit in m^2
26
27 //OUTPUT
28 mprintf('\n The velocity of dry saturated steam at
    the exit= %0.2f m/s\n',Ve);
29 mprintf('\n The cross sectional area of the nozzle
    at the exit= %0.3e m^2\n',A);
30
31 //=====END
    OF PROGRAM
    =====

```

Scilab code Exa 4.18 Quality of wet steam

```

1 // Y.V.C.Rao ,1997. Chemical Engineering
    Thermodynamics. Universities Press ,Hyderabad ,India

```

```

2
3 //Chapter-4,Example 18,Page 123
4 //Title:Quality of wet steam
5 //

```

```

6 clear
7 clc
8
9 //INPUT
10 T1=270;//temperature of wet steam in degree celsius
11 T2=120;//final temperature of superheated steam in
    degree celsius
12 P=0.1;//pressure of superheated steam in MPa
13
14 //CALCULATION
15 hf=1185.2;//specific enthalpy of saturated liquid in
    kJ/kg obtained from steam tables corresponding
    to T1
16 hg=2789.9;//specific enthalpy of saturated vapour in
    kJ/kg obtained from steam tables corresponding
    to T1
17 he=2716.04;//specific enthalpy of superheated steam
    in kJ/kg obtained from superheated steam tables
    corresponding to T2 obtained by interpolation
18 Xi=(he-hf)/(hg-hf);//calculation of quality of steam
    using Eq.(3.6) (no unit)
19
20 //OUTPUT
21 fprintf('\n The quality of wet steam= %0.3f \n',Xi);
22
23 //=====END
    OF PROGRAM

```

Scilab code Exa 4.20 Standard enthalpy change

```
1 // Y.V.C.Rao ,1997.Chemical Engineering
   Thermodynamics.Universities Press ,Hyderabad ,India
   .
2
3 //Chapter-4,Example 20,Page 128
4 //Title:Standard enthalpy change
5 //


---


6 clear
7 clc
8
9 //INPUT
10 del_H=-90.135; //standard enthalpy change for the
    reaction CO(g)+2H2(g)---->CH3OH(g) at 298.15K in
    kJ
11
12 //CALCULATION
13 del_H1=2*del_H; //calculation of standard enthalpy
    change for the reaction 2CO(g)+4H2(g)---->2CH3OH(g
    ) at 298.15K in kJ
14 del_H2=(1/2)*del_H; //calculation of standard
    enthalpy change for the reaction (1/2)CO(g)+H2(g)
    ---->(1/2)CH3OH(g) at 298.15K in kJ
15
16 //OUTPUT
17 mprintf('\n The standard enthalpy change for the
    reaction 2CO(g)+4H2(g)---->2CH3OH(g) at 298.15K=
    %0.2f kJ\n',del_H1);
18 mprintf('\n The standard enthalpy change for the
    reaction (1/2)CO(g)+H2(g)---->(1/2)CH3OH(g) at
    298.15K= %0.4f kJ\n',del_H2 );
```

```
19
20 //=====END
    OF PROGRAM
=====
```

Scilab code Exa 4.22 Standard enthalpy change for the reaction from standard enthalpies of formation

```
1 // Y.V.C.Rao ,1997.Chemical Engineering
    Thermodynamics.Universities Press ,Hyderabad ,India
    .
2
3 //Chapter-4,Example 22,Page 130
4 //Title:Standard enthalpy change for the reaction
    from standard enthalpies of formation
5 //
=====

6 clear
7 clc
8
9 //INPUT
10 del_Hf_C4H10=-74.943;//standard enthalpy of
    formation of C4H10(g) at 298.15K in kJ
11 del_Hf_CO2=-393.978;//standard enthalpy of formation
    of CO2(g) at 298.15K in kJ
12 del_Hf_H2O=-241.997;//standard enthalpy of formation
    of H2O(g) at 298.15K in kJ
13
14 //CALCULATION
15
16 //calculation of the standard enthalpy change for
    the reaction C4H10(g)+(13/2)O2(g)---->4CO2(g)+5H2O
    (g) at 298.15K in kJ
```

```

17 // by using the standard enthalpy of formation data
    where the formation reactions are:
18 // 4C(s)+5H2(g)---->C4H10(g)---->A
19 //C(s)+O2(g)---->CO2(g)---->B
20 //H2(g)+(1/2)O2(g)---->H2O(g)---->C
21 //del_Hr=5(C)+4(B)-(A)
22
23 del_Hr=(5*del_Hf_H2O)+(4*del_Hf_CO2)-(del_Hf_C4H10);
24
25 //OUTPUT
26 mprintf('\n The standard enthalpy change for the
    reaction C4H10(g)+(13/2)O2(g)---->4CO2(g)+5H2O(g)
    at 298.15K= %0.3f kJ\n',del_Hr);
27
28 //=====END
    OF PROGRAM

```

Scilab code Exa 4.23 Standard enthalpy change for the reaction from standard enthalpies of formation 2

```

1 // Y.V.C.Rao ,1997. Chemical Engineering
    Thermodynamics. Universities Press ,Hyderabad ,India
    .
2
3 //Chapter -4,Example 23,Page 131
4 //Title:Standard enthalpy change for the reaction
    from standard enthalpies of formation (2)
5 //

```

```

6 clear
7 clc
8

```



```

9 //INPUT
10 del_Hf_C4H10=-74.943;//standard enthalpy of
    formation of C4H10(g) at 298.15K in kJ
11 del_Hf_CO2=-393.978;//standard enthalpy of formation
    of CO2(g) at 298.15K in kJ
12 del_Hf_H2O=-241.997;//standard enthalpy of formation
    of H2O(g) at 298.15K in kJ
13 del_H_vap=43.966;//enthalpy of vaporization of H2O
    at 298.15K in kJ/mol
14
15 //CALCULATION
16
17 //calculation of the standard enthalpy change for
    the reaction C4H10(g)+(13/2)O2(g)---->4CO2(g)+5H2O
    (l)---->A at 298.15K in kJ
18 //The above reaction A can be expressed as a sum of
    the following two reactions:
19 //C4H10(g)+(13/2)O2(g)---->4CO2(g)+5H2O(g) ---->B
20 //5H2O(g)---->5H2O(l)---->C
21 //Reaction C represents the physical change H2O((g)
    ;25 degree celsius,1 bar)---->H2O((l);25 degree
    celsius,1 bar), which can be expressed as:
22 //a-->H2O((g);25 degree celsius,1 bar)---->H2O((g);25
    degree celsius,Ps)---->del_H1
23 //b-->H2O((g);25 degree celsius,Ps)---->H2O((l);25
    degree celsius,Ps)---->del_H2
24 //c-->H2O((l);25 degree celsius,Ps)---->H2O((l);25
    degree celsius,1 bar)---->del_H3, where Ps is the
    saturation pressure at 25 degree celsius
25 //The overall enthalpy change therefore is given as
    del_H0=del_H1+del_H2+del_H3
26
27 del_H1=0;//vapour phase at low pressures behaves
    like an ideal gas therefore the enthalpy change
    is zero
28 del_H2=5*(-del_H_vap);//calculation of the enthalpy
    of reaction b in kJ
29 del_H3=0;//effect of pressure on the enthalpy of

```

```

liquids is negligible
30
31 //calculation of the standard enthalpy change for
    the reaction C4H10(g)+(13/2)O2(g)--->4CO2(g)+5H2O
    (g) at 298.15K in kJ, from Example (4.22)
32 //by using the standard enthalpy of formation data
    where the formation reactions are:
33 //4C(s)+5H2(g)---->C4H10(g)
34 //C(s)+O2(g)---->CO2(g)
35 //H2(g)+(1/2)O2(g)---->H2O(g)
36 del_H=(5*del_Hf_H2O)+(4*del_Hf_CO2)-(del_Hf_C4H10);
37 del_net_H=(del_H)+(del_H1)+(del_H2)+(del_H3);//
    calculation of the standard enthalpy change for
    the reaction C4H10(g)+(13/2)O2(g)-->4CO2(g)+5H2O(
    l) at298.15K in kJ
38
39 //OUTPUT
40 mprintf('\n The standard enthalpy change for the
    reaction C4H10(g)+(13/2)O2(g)----->4CO2(g)+5H2O(l)
    at 298.15K= %0.3f kJ\n',del_net_H);
41
42 //=====END
    OF PROGRAM
    =====

```

Scilab code Exa 4.24 Standard enthalpy change of formation of n butane gas

```

1 // Y.V.C.Rao ,1997. Chemical Engineering
    Thermodynamics. Universities Press ,Hyderabad ,India
.
2
3 //Chapter -4,Example 24,Page 132
4 //Title:Standard enthalpy change of formation of n-

```

```

5      butane gas
6  //
7  =====
8
9  clear
10 clc
11
12 //INPUT
13 del_H_comb=2880.44; //gross heating value of n-butane
    gas at 298.15K in kJ/mol
14 del_Hf_CO2=-393.978; //standard enthalpy of formation
    of CO2(g) at 298.15K in kJ
15 del_Hf_H2O=-285.958; //standard enthalpy of formation
    of H2O(l) at 298.15K in kJ
16 del_Hf_O2=0; //standard enthalpy of formation of O2(g
    ) at 298.15K in kJ
17 //CALCULATION
18
19 //The combustion reaction is given by:
20 //C4H10(g)+(13/2)O2(g)---->4CO2(g)+5H2O(l)
21 //del_H_comb=(4*del_Hf_CO2)+(5*del_Hf_H2O)-
    (del_Hf_C4H10), from which del_Hf_C4H10 is
    computed
22 n_CO2=4; //stoichiometric coefficient (no unit)
23 n_H2O=5; //stoichiometric coefficient (no unit)
24 n_O2=-13/2; //stoichiometric coefficient (no unit)
25 n_C4H10=-1; //stoichiometric coefficient (no unit)
26 //computation of the standard enthalpy of formation
    of n-butane gas at 298.15K in kJ
27 del_Hf_C4H10=(n_CO2*del_Hf_CO2)+(n_H2O*del_Hf_H2O)+(
    n_O2*del_Hf_O2)-(-del_H_comb);
28
29
30 //=====END

```

OF PROGRAM

Scilab code Exa 4.25 Standard enthalpy change

```
1 // Y.V.C.Rao ,1997. Chemical Engineering
   Thermodynamics. Universities Press ,Hyderabad ,India
   .
2
3 //Chapter -4,Example 25,Page 133
4 //Title:Standard enthalpy change
5 //
6 clear
7 clc
8
9 //INPUT
10
11 //The reaction is: CH4(g)+H2O(g)---->CO(g)+3H2(g)
12 //The standard enthalpy change for the above
   reaction is determined by using the individual
   combustion reactions
13 //The combustion reactions are:
14 //A---->CH4(g)+2O2(g)---->CO2(g)+2H2O(l)---->del_Hc_A
15 //B---->CO(g)+(1/2)O2(g)---->CO2(g)---->del_Hc_B
16 //C---->H2(g)+(1/2)O2(g)---->H2O(l)---->del_Hc_C
17 //D---->H2O(g)---->H2O(l)---->del_H_vap
18
19 del_Hc_A=-890.94; //enthalpy change accompanying
   reaction A in kJ
20 del_Hc_B=-283.18; //enthalpy change accompanying
   reaction B in kJ
21 del_Hc_C=-286.03; //enthalpy change accompanying
```

```

    reaction C in kJ
22 del_H_vap=-43.966; //enthalpy change of vaporization
    of H2O at 298.15K in kJ/mol
23
24 //CALCULATION
25 del_H0=(del_Hc_A)-(del_Hc_B)-(3*del_Hc_C)+(del_H_vap
    ); //calculation of the standard enthalpy change
    of the reaction in kJ
26
27 //OUTPUT
28 mprintf('\n The standard enthalpy change at 298.15K
    for the reaction CH4(g)+H2O(g)---->CO(g)+3H2(g)=
    %0.3f kJ\n ',del_H0);
29
30 //=====END
    OF PROGRAM
    =====

```

Scilab code Exa 4.26 Standard enthalpy change at 400K

```

1 // Y.V.C.Rao ,1997.Chemical Engineering
    Thermodynamics.Universities Press ,Hyderabad ,India
    .
2
3 //Chapter-4,Example 26,Page 135
4 //Title:Standard enthalpy change at 400K
5 //
    =====

6 clear
7 clc
8
9 //INPUT
10

```

```

11 //The reaction is : C2H4(g)+H2O(g)---->C2H5OH(g)
12
13 del_H_vap=43.82;//enthalpy of vaporization of
    ethanol at 298.15K in kJ/mol
14
15 //Data taken from Appendix tables A.3 and A.4 have
    been given below:
16
17 del_Hf=[52.335;-241.997;0;-277.819]; //standard
    enthalpies of formation of C2H4(g),H2O(g),C2H5OH(
    g),C2H5OH(l) at 298.15K in kJ
18 a=[4.196;28.850;20.691;0] //coefficients to compute
    isobaric molar heat capacity of C2H4(g),H2O(g),
    C2H5OH(g),C2H5OH(l) in J/molK
19 b=[154.565*10^-3;12.055*10^-3;205.346*10^-3;0] //
    coefficients to compute isobaric molar heat
    capacity of C2H4(g),H2O(g),C2H5OH(g),C2H5OH(l) in
    J/molK
20 c=[-81.076*10^-6;0;-99.793*10^-6;0] //coefficients to
    compute isobaric molar heat capacity of C2H4(g),
    H2O(g),C2H5OH(g),C2H5OH(l) in J/molK
21 d=[16.813*10^-9;0;18.825*10^-9;0] //coefficients to
    compute isobaric molar heat capacity of C2H4(g),
    H2O(g),C2H5OH(g),C2H5OH(l) in J/molK
22 e=[0;1.006*10^5;0;0]; //coefficients to compute
    isobaric molar heat capacity of C2H4(g),H2O(g),
    C2H5OH(g),C2H5OH(l) in J/molK
23 //where Cp0=a+bT+cT^2+dT^3+eT^-2
24
25 T1=298.15;//Ambient temepature in K
26 T2=400;//temperature at which the standard enthalpy
    change has to be determined in K
27 n_C2H4=-1;//stoichiometric coefficient (no unit)
28 n_H2O=-1;//stoichiometric coefficient (no unit)
29 n_C2H5OH=1;//stoichiometric coefficient (no unit)
30
31 //CALCULATION
32

```

```

33 //The standard enthalpy of formation of C2H5OH(g)
    can be obtained from the following reactions:
34 //2C(s)+3H2(g)+(1/2)O2(g)---->C2H5OH(l)
35 //C2H5OH(l)---->C2H5OH(g)
36
37 del_Hf_C2H5OH_g=del_Hf(4,:)+del_H_vap;//calculation
    of standard enthalpy of formation of C2H5OH(g) at
    298.15K in kJ
38 del_Hr=(n_C2H5OH*del_Hf_C2H5OH_g)+(n_C2H4*del_Hf
    (1,:))+(n_H2O*del_Hf(2,:));//calculation of
    standard enthalpy change of reaction in kJ
39 del_a=(n_C2H4*a(1,:))+(n_H2O*a(2,:))+(n_C2H5OH*a
    (3,:));//calculation of del_a using Eq.(4.83)
40 del_b=(n_C2H4*b(1,:))+(n_H2O*b(2,:))+(n_C2H5OH*b
    (3,:));//calculation of del_b using Eq.(4.83)
41 del_c=(n_C2H4*c(1,:))+(n_H2O*c(2,:))+(n_C2H5OH*c
    (3,:));//calculation of del_c using Eq.(4.83)
42 del_d=(n_C2H4*d(1,:))+(n_H2O*d(2,:))+(n_C2H5OH*d
    (3,:));//calculation of del_d using Eq.(4.83)
43 del_e=(n_C2H4*e(1,:))+(n_H2O*e(2,:))+(n_C2H5OH*e
    (3,:));//calculation of del_e using Eq.(4.83)
44 del_H0=(del_Hr*10^3)-((del_a*T1)+((del_b/2)*T1^2)+((
    del_c/3)*T1^3)+((del_d/4)*T1^4)-(del_e/T1));//
    calculation del_H0 in kJ using Eq.(4.82)
45 //calculation of the standard enthalpy of reaction
    at 400K in kJ
46 del_Hr_T2=(del_H0+((del_a*T2)+((del_b/2)*T2^2)+((
    del_c/3)*T2^3)+((del_d/4)*T2^4)-(del_e/T2)))
    *10^-3;
47
48 //OUTPUT
49 mprintf('\n The standard enthalpy change at 400K for
    the reaction C2H4(g)+H2O(g)---->C2H5OH(g)= %f kJ\
    n',del_Hr_T2);
50
51 //=====END
    OF PROGRAM
    =====

```

Scilab code Exa 4.28 Flame temperature

```
1 // Y.V.C.Rao ,1997.Chemical Engineering
   Thermodynamics.Universities Press ,Hyderabad ,India
2
3 //Chapter-4,Example 28,Page 137
4 //Title:Flame temperature
5 //
6 clear
7 clc
8
9 //INPUT
10
11 //The combustion reaction of methane is given by:
12 // CH4(g)+2O2(g)---->CO2(g)+2H2O(g)
13
14 n_O2=2;// stoichiometric amount of oxygen required
   for combustion
15 n_CH4=1;//number of moles of CH4(g) in moles
16 n_CO2=1;//number of moles of CO2(g) formed in the
   combustion reaction in moles
17 n_H2O=2;//number of moles of H2O(g) formed in the
   combustion reaction in moles
18 del_Hf=[-74.943;0;-393.978;-241.997];// standard
   enthalpies of formation of CH4(g),O2(g),CO2(g),
   H2O(g) at 298.15K in kJ
19 a=[45.369;28.850;30.255;27.270];//coefficients to
   compute isobaric molar heat capacity of CO2(g),
   H2O(g),O2(g),N2(g) in J/molK
20 b
```



```

    =[8.688*10^-3;12.055*10^-3;4.207*10^-3;4.930*10^-3];
    //coefficients to compute isobaric molar heat
    capacity of CO2(g),H2O(g),O2(g),N2(g) in J/molK
21 c=[0;0;0;0]; //coefficients to compute isobaric molar
    heat capacity of CO2(g),H2O(g),O2(g),N2(g) in J/
    molK
22 d=[0;0;0;0]; //coefficients to compute isobaric molar
    heat capacity of CO2(g),H2O(g),O2(g),N2(g) in J/
    molK
23 e=[-9.619*10^5;1.006*10^5;-1.887*10^5;0.333*10^5]; //
    coefficients to compute isobaric molar heat
    capacity of CO2(g),H2O(g),O2(g),N2(g) in J/molK
24 per_excess_air=50; //percentage excess of air
    supplied to the adiabatic burner
25 T_amb=298.15; // temperature at which air and methane
    enter the burner in K
26 per_N2=79; //percentage of N2 in the air supplied
27 per_O2=21; //percentage of O2 in the air supplied
28
29 //CALCULATION
30 n_O2_actual=(1+(per_excess_air/100))*n_O2; //
    calculation of the number of moles of oxygen
    actually present in the system in moles
31 n_N2=n_O2_actual*(per_N2/per_O2); //calculation of
    the number of moles of nitrogen actually present
    in the system in moles
32 n_O2_residual=n_O2_actual-n_O2; //calculation of
    excess oxygen leaving as product in moles
33 // The actual combustion reaction can be written as:
34 // CH4(g)+3O2(g)+11.286N2(g)---->CO2(g)+2H2O(g)+O2(g)
    +11.286N2(g)
35
36
37 del_Hr=(n_CO2*del_Hf(3,:))+(n_H2O*del_Hf(4,:))-(n_O2
    *del_Hf(2,:))-(n_CH4*del_Hf(1,:)); //standard
    enthalpy of reaction at 298.15K in kJ
38
39 // -delH_r=del_Hp

```

```

40 //deriving an expression for del_Hp:
41
42 del_a=(n_CO2*a(1,:))+(n_H2O*a(2,:))+(n_O2_residual*a
      (3,:))+(n_N2*a(4,:));//calculation of del_a using
      Eq.(4.83)
43 del_b=(n_CO2*b(1,:))+(n_H2O*b(2,:))+(n_O2_residual*b
      (3,:))+(n_N2*b(4,:));//calculation of del_b using
      Eq.(4.83)
44 del_c=(n_CO2*c(1,:))+(n_H2O*c(2,:))+(n_O2_residual*c
      (3,:))+(n_N2*c(4,:));//calculation of del_c using
      Eq.(4.83)
45 del_d=(n_CO2*d(1,:))+(n_H2O*d(2,:))+(n_O2_residual*d
      (3,:))+(n_N2*d(4,:));//calculation of del_d using
      Eq.(4.83)
46 del_e=(n_CO2*e(1,:))+(n_H2O*e(2,:))+(n_O2_residual*e
      (3,:))+(n_N2*e(4,:));//calculation of del_a using
      Eq.(4.83)
47 tguess=500;//giving a guess value of temperature in
      K for using the inbuilt solver, fsolve to solve
      the system of equations below
48 function [fn]=solver_func(ti)
49     //Function defined for solving the system
50 fn=(-(del_Hr*10^3))-((del_a*(ti-T_amb))+((del_b/2)
      *((ti^2)-(T_amb^2)))+((del_c/3)*((ti^3)-(T_amb^3)
      ))+((del_d/4)*((ti^4)-(T_amb^4)))+(del_e*((1/
      T_amb)-(1/ti))));
51 endfunction
52 [T]=fsolve(tguess,solver_func,1e-6)//using inbuilt
      function fsolve for solving the system of
      equations to get the flame temperaure in K
53
54 //OUTPUT
55 mprintf('\n The flame temperature when methane is
      burned with 50 percent excess air in an adiabatic
      burner= %f K\n',T);
56
57 //=====END
      OF PROGRAM

```

Scilab code Exa 4.29 Amount of energy transferred as heat in the boiler

```
1 // Y.V.C.Rao ,1997.Chemical Engineering
   Thermodynamics.Universities Press ,Hyderabad ,India
   .
2
3 //Chapter-4,Example 29,Page 139
4 //Title: Amount of energy transferred as heat in the
   boiler
5 //

6 clear
7 clc
8
9 //INPUT
10 T_exit=550;//temperature in K at which the
   combustion products leave the boiler
11 percent_molar_comp_prdct=[6.28;3.14;7.85;82.73]);//
   percentage molar composition of the combustion
   products CO2(g),CO(g),O2(g),N2(g) on dry basis
12 T_ent=298.15;//temperature in K at which Propane and
   air enter the combustion chamber
13 del_Hf=[-393.978;-110.532;-241.997;0;0;-103.833]);//
   standard enthalpies of formation of CO2(g),CO(g),
   H2O(g),O2(g),N2(g),C3H8(g) at 298.15K in kJ
14 a=[45.369;28.068;30.255;27.270;28.850]);//
   coefficients to compute isobaric molar heat
   capacity of CO2(g),CO(g),O2(g),N2(g),H2O(g) in J/
   molK
15 //coefficients to compute isobaric molar heat
   capacity of CO2(g),CO(g),O2(g),N2(g),H2O(g) in J/
```

```

molK
16 b
    =[8.688*10^-3;4.631*10^-3;4.207*10^-3;4.930*10^-3;12.055*10^-3];
17 c=[0;0;0;0;0]; //coefficients to compute isobaric
    molar heat capacity of CO2(g),CO(g),O2(g),N2(g),
    H2O(g) in J/molK
18 d=[0;0;0;0;0]; //coefficients to compute isobaric
    molar heat capacity of CO2(g),CO(g),O2(g),N2(g),
    H2O(g) in J/molK
19 e
    =[-9.619*10^5;-0.258*10^5;-1.887*10^5;0.333*10^5;1.006*10^5];
    //coefficients to compute isobaric molar heat
    capacity of CO2(g),CO(g),O2(g),N2(g),H2O(g) in J/
    molK
20 per_N2=79; //percentage of nitrogen in air
21 per_O2=21; //percentage of oxygen in air
22 molar_mass_propane=44*10^-3; //molar mass of propane
    in kg/mole
23
24 //CALCULATION
25 // TAKE BASIS AS 100 mol OF DRY COMBUSTION PRODUCTS
26 n_CO2=percent_molar_comp_prdct(1,:); //number of
    moles of CO2(g) in the product stream
27 n_CO=percent_molar_comp_prdct(2,:); //number of moles
    of CO(g) in the product stream
28 n_O2=percent_molar_comp_prdct(3,:); //number of moles
    of O2(g) in the product stream
29 n_N2=percent_molar_comp_prdct(4,:); //number of moles
    of N2(g) in the product stream
30
31 //The combustion reaction can be given as:
32 // x C3H8+ y O2+ (79/21)y N2---->6.28CO2+3.14CO+7.85
    O2+82.73N2+ zH2O
33
34 //Determination of x, y, z
35
36 //carbon atom balance:

```

```

37 x=(n_CO2+n_CO)/3;
38
39 //Nitrogen atom balance:
40 y=(2*n_N2)/(2*(per_N2/per_O2));
41
42 //oxygen atom balance
43 z=(2*y)-(2*n_CO2)-(n_CO)-(2*n_O2);
44
45 //The actual combustion reaction becomes:
46 //3.14C3H8+ 21.992O2+ 82.73N2--->6.28CO2+3.14CO+7.85
    O2+82.73N2+ 12.584H2O
47
48 n_H2O=z;//number of moles of H2O determined after
    the balance done on the carbon ,oxygen ,and
    nitrogen atoms
49 n_C3H8=x;//number of moles of C3H8 determined after
    the balance done on the carbon ,oxygen ,and
    nitrogen atoms
50
51 //calculation of the standard enthalpy of the
    reaction at 298.15K in kJ
52 //del_hf=0, for oxygen and nitrogen ,therefore they
    are omitted in the expression
53 del_Hr=(n_CO2*del_Hf(1,:))+(n_CO*del_Hf(2,:))+(n_H2O
    *del_Hf(3,:))-(n_C3H8*del_Hf(6,:));
54
55 del_a=(n_CO2*a(1,:))+(n_CO*a(2,:))+(n_O2*a(3,:))+(
    n_N2*a(4,:))+(n_H2O*a(5,:));// calculation of
    del_a using Eq.(4.83)
56 del_b=(n_CO2*b(1,:))+(n_CO*b(2,:))+(n_O2*b(3,:))+(
    n_N2*b(4,:))+(n_H2O*b(5,:));// calculation of
    del_b using Eq.(4.83)
57 del_c=(n_CO2*c(1,:))+(n_CO*c(2,:))+(n_O2*c(3,:))+(
    n_N2*c(4,:))+(n_H2O*c(5,:));// calculation of
    del_c using Eq.(4.83)
58 del_d=(n_CO2*d(1,:))+(n_CO*d(2,:))+(n_O2*d(3,:))+(
    n_N2*d(4,:))+(n_H2O*d(5,:));// calculation of
    del_d using Eq.(4.83)

```

```

59 del_e=(n_CO2*e(1,:))+(n_CO*e(2,:))+(n_O2*e(3,:))+(
    n_N2*e(4,:))+(n_H2O*e(5,:)); // calculation of
    del_e using Eq.(4.83)
60
61 // calculation of del_Hp J
62     del_Hp=(del_a*(T_exit-T_ent))+((del_b/2)*((
        T_exit^2)-(T_ent^2)))+((del_c/3)*((T_exit
        ^3)-(T_ent^3)))+((del_d/4)*((T_exit^4)-(
        T_ent^4)))-(del_e*((1/T_exit)-(1/T_ent)));
63 del_H=((del_Hr*10^3)+(del_Hp))*10^-3; //
    calculation of total energy transferred as
    heat in kJ
64     mass_propane=n_C3H8*molar_mass_propane; //
    calculation of amount of propane in the
    system in kg
65     energy=(-(del_H*10^3)/mass_propane)*10^-6; //
    energy transferred as heat per kg propane
    in MJ
66
67 //OUTPUT
68 mprintf('\n The energy transferred as heat per kg
    propane= %f MJ\n',energy);
69
70 //=====END
    OF PROGRAM
    =====

```

Chapter 5

Second law of thermodynamics and its applications

Scilab code Exa 5.2 Inventor and the heat engine

```
1 // Y.V.C.Rao ,1997.Chemical Engineering
   Thermodynamics. Universities Press ,Hyderabad ,India
   .
2
3 //Chapter-5,Example 2,Page 161
4 //Title: Inventor and the heat engine
5 //


---



---


6 clear
7 clc
8
9 //INPUT
10 Q=1000;//amount of energy absorbed by the heat
    engine in kJ/s
11 W=650;//work delivered by the heat engine in kW
12 T_source=500;//temperature of the source in degree
    celsius
13 T_sink=25;//temperature of the sink in degree
```

```

        celsius
14
15 //CALCULATION
16 n_claimed=W/Q;//calculation of the efficiency of the
    heat engine invented by the inventor (no unit)
17 T1=T_source+273.15;//conversion of source
    temperature in K
18 T2=T_sink+273.15;//conversion of sink temperature in
    K
19 n_carnot=1-(T2/T1);//calculation of the efficiency
    of a carnot engine from Eg.(5.1) (no unit)
20
21 //OUTPUT
22 mprintf("\n The efficiency of the Carnot engine=%0.3
    f \n",n_carnot);
23 mprintf("\n The efficiency of the engine claimed by
    the inventor=%0.2f \n",n_claimed);
24 if n_claimed<n_carnot then
25     mprintf("\n The claimed heat engine is
        theoretically feasible as the efficiency of
        the engine is lesser than that of a Carnot
        engine\n");
26 else
27     mprintf("\n The claimed heat engine is not
        theoretically feasible as the efficiency of
        the engine is greater than that of a Carnot
        engine\n");
28 end
29
30 //=====END
    OF PROGRAM
    =====

```

Scilab code Exa 5.3 Minimum power required


```

1 // Y.V.C.Rao ,1997.Chemical Engineering
   Thermodynamics.Universities Press ,Hyderabad ,India
2
3 //Chapter-5,Example 3,Page 165
4 //Title: Minimum power required
5 //

```

```

6 clear
7 clc
8
9 //INPUT
10 T_source_summer=42;//temperature in the summer
   months in degree celsius
11 T_sink_winter=0;//temperature in the winter months
   in degree celius
12 T_amb=25;//temperature at which the house is to be
   maintained during both the months in degree
   celsius
13 //rate of energy loss from the windows,walls and
   roof, in kW per degree celsius difference between
   the ambient temperature and the conditions
   inside the room
14 energy_loss=0.5;
15
16 //CALCULATION
17 T_H_summer=T_source_summer+273.15;//conversion of
   temperature in K
18 T_L_summer=T_amb+273.15;//conversion of temperature
   in K
19 T_H_winter=T_amb+273.15;//conversion of temperature
   in K
20 T_L_winter=T_sink_winter+273.15;//conversion of
   temperature in K
21 W_summer=(energy_loss*((T_H_summer-T_L_summer)^2))/(
   T_L_summer);//calculation of the minimum power
   required to operate the device in summer using Eq

```

```

    .(5.20) in kW
22 W_winter=(energy_loss*((T_H_winter-T_L_winter)^2))/(
    T_H_winter); //calculation of the minimum power
    required to operate the device in winter using Eq
    .(5.21) in kW
23
24 //OUTPUT
25 mprintf("\n The minimum power required to operate
    the device in summer=%f kW \n",W_summer);
26 mprintf("\n The minimum power required to operate
    the device in winter=%f kW \n",W_winter);
27
28 //=====END
    OF PROGRAM
    =====
29
30 //DISCLAIMER: THE ANSWER GIVEN FOR THE MINIMUM POWER
    REQUIRED TO OPERATE THE DEVICE IN WINTER, IS
    NUMERICALLY INCORRECT IN THE TEXTBOOK.
    =====

```

Scilab code Exa 5.4 Minimum work and maximum possible COP

```

1 // Y.V.C.Rao ,1997.Chemical Engineering
    Thermodynamics.Universities Press ,Hyderabad ,India
    .
2
3 //Chapter -5,Example 4,Page 166
4 //Title: Minimum work and maximum possible COP
5 //
    =====
6 clear
7 clc
8

```

```

9 //INPUT
10 T_L=4.25; //normal boiling point of helium in K
11 Q_L=0.083; //latent heat of vaporization of helium in
    kJ/mol
12 n=1; //amount of liquid helium to be produced in kmol
13 T_amb=42; //ambient temperature in summer in degree
    celsius
14
15 //CALCULATION
16 T_H=T_amb+273.15; //conversion of temperature in K
17 COP=(T_L)/(T_H-T_L); //calculation of COP of the
    refrigerator using Eq.(5.20) (no unit)
18 W=(Q_L)/COP; //calculation of work to be done on the
    refrigerator unit using Eq.(5.20) in kJ
19
20 //OUTPUT
21 mprintf("\n The maximum possible COP of the unit=%0
    .4f \n",COP);
22 mprintf("\n The minimum amount of work to be done on
    the refrigerating unit=%f kJ \n",W);
23
24 //=====END
    OF PROGRAM
    =====

```

Scilab code Exa 5.5 Minimum power and maximum efficiency

```

1 // Y.V.C.Rao ,1997.Chemical Engineering
    Thermodynamics.Universities Press ,Hyderabad ,India
    .
2
3 //Chapter -5,Example 5,Page 166
4 //Title: Minimum power and maximum efficiency
5 //

```

```

6  clear
7  clc
8
9  //INPUT
10 T_ice=0;//temperature of the ice to be produced in
    degree celsius
11 m=5000;//rate at which ice is to be produced in kg/
    hour
12 T_water=0;//temperature of water used to produce ice
    in degree celsius
13 T_amb=40;//ambient temperature in degree celsius
14 T_source=100;//temperature of the source for
    operating heat engine in degree celsius
15 lambda_fusion=6.002;//latent heat of fusion of water
    in kJ/mol at 0 degree celsius
16 molar_mass=18*10^-3;//molar mass of water in kg/mol
17
18 //CALCULATION
19 T_L=T_water+273.15;//sink temperature of the
    refrigerating unit in K
20 T_H=T_amb+273.15;//source temperature of the
    refrigerating unit in K
21 COP=(T_L)/(T_H-T_L);//calculation of COP of the
    refrigerating unit using Eq.(5.20) (no unit)
22 Q_L=((m/3600)/molar_mass)*(lambda_fusion);//
    calculation of the energy from the sink taken up
    by the refrigerator in kW
23 W=(Q_L)/(COP);//calculation of the minimum power
    required to operate the refrigerator using Eq
    .(5.20) in kW
24 T1=T_source+273.15;//temperature of the source of
    the heat engine in K
25 T2=T_amb+273.15;//temperature of the sink of the
    heat engine in K
26 n_heatengine=(T1-T2)/T1;//calculation of the
    efficiency of heat engine using Eq.(5.18) (no

```

```

    unit)
27 Q1=W/n_heatengine;//calculation of the energy
    absorbed by the heat engine using Eq.(5.1) in kW
28 //calculation of the ratio of energy rejected by
    both the devices to ambient atmosphere to the
    energy absorbed by the refrigerator (no unit)
29 energy_ratio=(Q1+Q_L)/Q_L;
30
31 //OUTPUT
32 fprintf("\n The minimum power required to operate
    the refrigerator=%0.2f kW\n",W);
33 fprintf("\n The maximum possible efficiency of the
    heat engine=%0.4f \n",n_heatengine);
34 fprintf("\n Ratio of the energy rejected to the
    ambient atmosphere to the energy absorbed from
    the water=%0.4f \n",energy_ratio);
35
36 //=====END
    OF PROGRAM
    =====

```

Scilab code Exa 5.6 Inventor and the claim

```

1 // Y.V.C.Rao ,1997.Chemical Engineering
    Thermodynamics.Universities Press ,Hyderabad ,India
    .
2
3 //Chapter-5,Example 6,Page 169
4 //Title: Inventor and the claim
5 //
    =====
6 clear
7 clc

```

```

8
9 //INPUT
10 T1=800; //temperature of reservoir 1 in K
11 T2=400; //temperature of reservoir 2 in K
12 Q1=1000; //energy absorbed from reservoir maintained
    at T1 in kJ
13 Q2=400; //energy absorbed from reservoir maintained
    at T2 in kJ
14 W=1000; //work delivered by the heat engine in kJ
15 T3=300; //temperature of the sink in K
16
17 //CALCULATION
18 Q3=(Q1+Q2)-W; //calculation of the energy rejected to
    the sink using the first law of thermodynamics
    in kJ
19 clausius_inequality=(Q1/T1)+(Q2/T2)-(Q3/T3); //
    application of the second law of thermodynamics
    in the form of the Clausius inequality using Eq
    .(5.28)
20
21 //OUTPUT
22 mprintf("\n The LHS of the Clausius inequality=%0.4 f
    \n",clausius_inequality);
23 if clausius_inequality<0 | clausius_inequality==0
    then
24     mprintf("\n The given process does not violate
        the second law of thermodynamics, therefore
        the claim is correct\n");
25 else
26     mprintf("\n This is a violation of the second
        law of thermodynamics, and hence the claim
        cannot be justified\n");
27 end
28
29 //=====END
    OF PROGRAM
=====

```

Scilab code Exa 5.7 Change in the entropy of the reactor contents

```
1 // Y.V.C.Rao ,1997.Chemical Engineering
   Thermodynamics.Universities Press ,Hyderabad ,India
2
3 //Chapter -5,Example 7,Page 172
4 //Title: Change in the entropy of the reactor
   contents
5 //


---


6 clear
7 clc
8
9 //INPUT
10 T_system=200;//temperature of the contents of
   reactor in degree celsius
11 t=15;//operation time of agitator in minutes
12 P=750;//power of the operating motor in W
13
14 //CALCULATION
15 dQ=P*t*60*10^-3;//calculation of energy added as
   heat in kJ
16 T=T_system+273.15;//conversion of temperature in K
17 del_S=dQ/T;//calculation of entropy change using Eq
   .(5.32) in kJ/K
18
19 //OUTPUT
20 mprintf("\n The change in the entropy of the reactor
   contents=%0.4f kJ/K \n",del_S);
21
22
23 //=====END
```

OF PROGRAM

Scilab code Exa 5.8 Entropy change

```
1 // Y.V.C.Rao ,1997. Chemical Engineering
   Thermodynamics. Universities Press ,Hyderabad ,India
   .
2
3 //Chapter -5,Example 8,Page 172
4 //Title: Entropy change
5 //
6 clear
7 clc
8
9 //INPUT
10 P=0.101325; //pressure in the piston cylinder
    assembly in MPa
11 T1=300; //temperature of the piston cylinder assembly
    in K
12 T2=400; //final temperature of the piston cylinder
    assembly in K
13 a=45.369; //coefficients to compute isobaric molar
    heat capacity of CO2(g) in J/molK
14 b=8.688*10^-3; //coefficients to compute isobaric
    molar heat capacity of CO2(g) in J/molK
15 e=-9.619*10^5; //coefficients to compute isobaric
    molar heat capacity of CO2(g) in J/molK
16 //Cpo for CO2(g) is given as a+bT+eT^-2
17
18 //CALCULATION
19
```

```

20 del_S=(a*log(T2/T1))+(b*(T2-T1))-((e/2)*((1/T2^2)
    -(1/T1^2))); //calculation of entropy change for
    the constant pressure expansion in J/molK
21
22 //OUTPUT
23 mprintf("\n The change in entropy of CO2=%f J/molK\n
    ",del_S);
24
25
26 //=====END
    OF PROGRAM
    =====
27 //DISCLAIMER: THE AUTHOR HAS NOT DIVIDED 'e' IN THE
    INTEGRATED EXPRESSION USED TO COMPUTE del_S BY 2,
    WHICH IS AN ERROR.THE INTEGRATION OF (eT^-3)dT
    IS -(e/2)*T^-2 THIS ERROR HAS BEEN RECTIFIED IN
    THIS PROGRAM.

```

Scilab code Exa 5.9 Change in entropy of water

```

1 // Y.V.C.Rao ,1997.Chemical Engineering
    Thermodynamics.Universities Press ,Hyderabad ,India
    .
2
3 //Chapter-5,Example 9,Page 173
4 //Title: Change in entropy of water
5 //
    =====
6 clear
7 clc
8
9 //INPUT
10 m=1; //amount of saturated liquid water in kg

```

```

11 T_initial=100;//initial temperature of water in
    degree celsius
12 T_body=500;//temperature of body which is brought
    into contact with the cylinder in degree celsius
13 hfg=2256.94;//enthalpy of vaporization taken from
    steam tables corresponding to T1 in kJ/kg
14
15 //CALCULATION
16 T=T_initial+273.15;//conversion of temperature in K
17 del_S=hfg/T;//calculation of the entropy change
    during the process using Eq.(5.34) in kJ/kgK
18
19 //OUTPUT
20 mprintf("\n The change in entropy of water=%0.4f kJ/
    kgK\n",del_S);
21
22
23 //=====END
    OF PROGRAM
    =====

```

Scilab code Exa 5.10 Change in entropy of steel and water

```

1 // Y.V.C.Rao ,1997.Chemical Engineering
    Thermodynamics. Universities Press ,Hyderabad ,India
    .
2
3 //Chapter -5,Example 10,Page 173
4 //Title: Change in entropy of steel and water
5 //
    =====
6 clear
7 clc

```

```

8
9 //INPUT
10 m_steel=10; //mass of steel casting in kg
11 T_steel=800; //temperature of steel casting in degree
    celsius
12 m_water=100; //mass of water used for quenching in kg
13 T_water=30; //temperature of water used for quenching
    in degree celsius
14 Cp_steel=0.461; //heat capacity of steel in kJ/kgK
15 Cp_water=4.23; //heat capacity of water in kJ/kgK
16
17 //CALCULATION
18 Ti_steel=T_steel+273.15; //conversion of temperature
    in K
19 Ti_water=T_water+273.15; //conversion of temperature
    in K
20 //calculation of final temperature of steel and
    water using the first law of thermodynamics in K
21 T_final=((m_steel*Cp_steel*Ti_steel)+(m_water*
    Cp_water*Ti_water))/((m_steel*Cp_steel)+(m_water*
    Cp_water));
22 del_S_steel=m_steel*Cp_steel*log(T_final/Ti_steel);
    //calculation of the entropy change of steel
    using Eq.(5.32) in kJ/K
23 del_S_water=m_water*Cp_water*log(T_final/Ti_water);
    //calculation of the entropy change of water
    using Eq.(5.32) in kJ/K
24
25 //OUTPUT
26 mprintf("\n The change in entropy of steel = %0.4f
    kJ/K\n", del_S_steel);
27 mprintf("\n The change in entropy of water = %f kJ/K
    \n", del_S_water);
28
29 //=====END
    OF PROGRAM
    =====

```

Scilab code Exa 5.11 Entropy change of the gas

```
1 // Y.V.C.Rao ,1997.Chemical Engineering
   Thermodynamics. Universities Press ,Hyderabad ,India
2
3 //Chapter -5,Example 11,Page 175
4 //Title: Entropy change of the gas
5 //
6 clear
7 clc
8
9 //INPUT
10 V=2; //volume of insulated tank in m^3
11 Ta=400; //temperature of gas in compartment (a) in K
12 Pa=3; //pressure of gas in compartment (a) in MPa
13 Tb=600; //temperature of gas in compartment (b) in K
14 Pb=1; //pressure of gas in compartment (b) in MPa
15 R=8.314; //universal gas constant in J/molK
16
17 //CALCULATION
18 Va=V/2; //calculation of volume of compartment (a) in
   m^3
19 Vb=V/2; //calculation of volume of compartment (b) in
   m^3
20 Na=(Pa*10^6*Va)/(R*Ta); //calculation of number of
   moles of gas in compartment (a) in mol
21 Nb=(Pb*10^6*Vb)/(R*Tb); //calculation of number of
   moles of gas in compartment (b) in mol
22 //From the first law of thermodynamics, del_U=Q-W=0;
   since Q=0 and W=0. This implies that Na*Cv*(T-Ta
   )+Nb*Cv*(T-Tb)=0, therefore , Na*(T-Ta)+Nb*(T-Tb)
```

```

=0
23 T=((Na*Ta)+(Nb*Tb))/(Na+Nb); // calculation of final
    temperature using the above equation in K
24 N=Na+Nb; // calculation of total number of moles of
    gas in mol
25 P=((N*R*T)/V)*10^-6; // calculation of final pressure
    of gas in MPa
26 Cp=(5/2)*R; // calculation of isobaric molar heat
    capacity as given in the problem statement in J/
    molK
27 del_S=((Na*((Cp*log(T/Ta))-(R*log(P/Pa))))+(Nb*((Cp*
    log(T/Tb))-(R*log(P/Pb)))))*10^-3; // calculation
    of the change in entropy using Eq.(5.43) in kJ/K
28
29 //OUTPUT
30 mprintf("\n Entropy change of the gas=%0.2f kJ/K\n",
    del_S);
31
32
33 //=====END
    OF PROGRAM
=====

```

Scilab code Exa 5.12 Minimum work to be done for separation

```

1 // Y.V.C.Rao ,1997.Chemical Engineering
    Thermodynamics. Universities Press ,Hyderabad ,India
.
2
3 //Chapter -5,Example 12,Page 177
4 //Title: Minimum work to be done for separation
5 //
=====

```

```

6  clear
7  clc
8
9  //INPUT
10 N=1; //amount of air to be separated into its
    components in kmol
11 P=0.1; //pressure of air in MPa
12 T=300; //temperature of air in K
13 per_oxygen=21; //percentage of oxygen in air
14 per_nitrogen=79; //percentage of nitrogen in air
15 R=8.314; //universal gas constant in J/molK
16
17 //CALCULATION
18
19 //From the first law of thermodynamics,  $\Delta U=Q-W$ .
    As air is considered as an ideal gas, U is a
    function of temperature alone. Here, both pure
    nitrogen and
20 //pure oxygen are at the same temperature in the
    initial and the final states. Therefore,  $\Delta U=0$ .
    This implies that  $W=Q$ 
21
22 //From the second law of thermodynamics, Eq.(5.32),
     $ds=(dQ/T)$ , therefore,  $Q=T*\Delta S$ , hence,  $W=T*\Delta S$ 
23 x1=per_nitrogen/100; //calculation of mole fraction
    of nitrogen (no unit)
24 x2=per_oxygen/100; //calculation of mole fraction of
    oxygen (no unit)
25 W=(T*N*103*R*((x1*log (x1))+(x2*log (x2))))*10-3;
    //calculation of the work to be done based on the
    above formula in kJ,  $\Delta S$  is computed using Eq
    .(5.47)
26
27 //OUTPUT
28 fprintf("\n Minimum work to be done to separate 1
    kmol of air at 0.1MPa and 300K into pure oxygen
    and nitrogen at the same temperature and pressure
    =%0.2f kJ\n", abs(W));

```

```
29
30
31 //=====END
    OF PROGRAM
    =====
```

Scilab code Exa 5.13 Change in the entropy of the mixture

```
1 // Y.V.C.Rao ,1997.Chemical Engineering
  Thermodynamics.Universities Press ,Hyderabad ,India
  .
2
3 //Chapter-5,Example 13,Page 179
4 //Title: Change in the entropy of the mixture
5 //
  =====
6 clear
7 clc
8
9 //INPUT
10 m_ice=10;//mass of the block of ice in kg
11 T_ice=0;//temperature of the ice in degree celsius
12 m_water=100;//mass of watre in the tank in kg
13 T_water=30;//temperature of the water in the tank in
   degree celsius
14 Cp=4.23;//heat capacity of water in kJ/kgK
15 lambda_melting=333.44;//latent heat of melting of
   ice in kJ/kg
16
17 //CALCULATION
18 Ti_ice=T_ice+273.15;//conversion of temperature in K
19 Ti_water=T_water+273.15;//conversion of temperature
   in K
```

```

20
21 //applying the first law of thermodynamics, an
    energy balance on the system is established from
    which the final temperature of water is
    determined
22
23 T_final=((m_water*Cp*Ti_water)+(m_ice*Cp*Ti_ice)-(
    m_ice*lambda_melting))/((m_ice*Cp)+(m_water*Cp));
    //calculation of final temperature of water in K
24 del_S_ice=((m_ice*lambda_melting)/(Ti_ice))+(m_ice*
    Cp*log (T_final/Ti_ice));//calculation of entropy
    change of ice in kJ/K
25 del_S_water=m_water*Cp*log (T_final/Ti_water);//
    calculation of entropy change of water in kJ/K
26 del_S_G=del_S_ice+del_S_water;//calculation of
    entropy generated using Eq.(5.54) in kJ/K
27
28 //OUTPUT
29 mprintf("\n The change in entropy of ice = %f kJ/K\n
    ",del_S_ice);
30 mprintf("\n The change in entropy of water = %f kJ/K
    \n",del_S_water);
31 mprintf("\n The entropy generated= %f kJ/K\n",
    del_S_G);
32
33 //=====END
    OF PROGRAM
    =====

```

Scilab code Exa 5.14 Power output of turbine

```

1 // Y.V.C.Rao ,1997.Chemical Engineering
    Thermodynamics. Universities Press ,Hyderabad ,India
    .

```



```

2
3 //Chapter -5,Example 14,Page 182
4 //Title: Power output of turbine
5 //

```

```

6 clear
7 clc
8
9 //INPUT
10 P=3;//pressure of superheated steam in MPa
11 T_enter=300;//entrance temperature of superheated
    steam in degree celsius
12 T_exit=45;//final temperature at which the steam
    leaves in degree celsius
13 m=1;//mass flow rate of steam in kg/s
14
15 //CALCULATION
16
17 //From steam tables corresponding to P and T_enter
18 si=6.5422;//entropy of steam at the entrance in kJ/
    kgK
19 hi=2995.1;//entahlpy of steam at the entrance in kJ/
    kg
20
21 //From steam tables corresponding to T_exit
22 sf=0.6383;//entropy of saturated liquid in kJ/kgK
23 hf=188.35;//enthalpy of saturated liquid in kJ/kg
24 sg=8.1661;//entropy of saturated vapour in kJ/kgK
25 hg=2583.3;//entahlpy of saturayed vapour in kJ/kg
26
27 Xe=(si-sf)/(sg-sf);//calculation of quality of steam
    at the exit (no unit)
28 he=((1-Xe)*hf)+(Xe*hg);//calculation of enthalpy of
    steam at the exit in kJ/kg
29 Ws=-m*(he-hi);//calculation of power output from
    turbine using the first law of thermodynamics on
    the control-volume in kW

```

```

30
31 //OUTPUT
32 mprintf("\n The power output from the turbine=%0.1f
      kW\n",Ws);
33
34
35 //=====END
      OF PROGRAM
=====

```

Scilab code Exa 5.15 Exit velocity of steam

```

1 // Y.V.C.Rao ,1997.Chemical Engineering
  Thermodynamics.Universities Press ,Hyderabad ,India
  .
2
3 //Chapter -5,Example 15,Page 183
4 //Title: Exit velocity of steam
5 //
=====

6 clear
7 clc
8
9 //INPUT
10 Pi=3;//pressure of dry saturated steam when it
    enters the nozzle in bar
11 Pe=2;//pressure of dry saturated steam at the exit
    in bar
12
13 //CALCULATION
14 //From steam tables corresponding to Pi
15 si=6.9909;//entropy of steam at the entrance in kJ/
    kgK

```

```

16 hi=2724.7; //enthalpy of steam at the entrance in kJ/
    kg
17
18 //From steam tables corresponding to Pe
19 sf=1.5301; //entropy of saturated liquid in kJ/kgK
20 hf=504.70; //enthalpy of saturated liquid in kJ/kg
21 sg=7.1268; //entropy of saturated vapour in kJ/kgK
22 hg=2706.3; //enthalpy of saturated vapour in kJ/kg
23
24 se=6.9909; //From Eq.(5.67), se=si (i.e. entropy of
    the fluid remains constant), where se is in kJ/
    kgK
25 Xe=(se-sf)/(sg-sf); //calculation of the quality of
    steam at the exit (no unit)
26 he=((1-Xe)*hf)+(Xe*hg); //calculation of enthalpy of
    steam at the exit in kJ/kg
27 Ve=sqrt (2*(hi-he)*10^3); //calculation of exit
    velocity of steam in m/s by applying the first
    law of thermodynamics
28
29 //OUTPUT
30 mprintf("\n The exit velocity of steam=%f m/s\n",Ve)
    ;
31
32
33 //=====END
    OF PROGRAM
    =====

```

Scilab code Exa 5.16 Rate at which entropy is generated

```

1 // Y.V.C.Rao ,1997.Chemical Engineering
    Thermodynamics. Universities Press ,Hyderabad ,India
    .

```

```

2
3 //Chapter-5,Example 16,Page 183
4 //Title: Rate at which entropy is generated
5 //

```

```

6 clear
7 clc
8
9 //INPUT
10 N_glycerol=100;//molar flow rate of glycerol in mol/
    s
11 Ti_gly=227;//inlet temperature of glycerol in degree
    celsius
12 Te_gly=40;//outlet temperature of glycerol in degree
    celsius
13 Ti_water=25;//inlet temperature of cooling water in
    degree celsius
14 Te_water=50;//outlet temperature of cooling water in
    degree celsius
15 Cp_gly=280;//heat capacity of glycerol in J/molK
16 Cp_water=77;//heat capacity of water in J/molK
17
18 //CALCULATION
19 Ti_gly=Ti_gly+273.15;//conversion of temperature in
    K
20 Te_gly=Te_gly+273.15;//conversion of temperature in
    K
21 Ti_water=Ti_water+273.15;//conversion of temperature
    in K
22 Te_water=Te_water+273.15;//conversion of temperature
    in K
23 //calculation of the molar flow rate of water in mol
    /s by applying the first law of thermodynamics on
    the control-volume
24 N_water=-(N_glycerol*Cp_gly*(Te_gly-Ti_gly))/(
    Cp_water*(Te_water-Ti_water));
25 del_S_gly=N_glycerol*Cp_gly*log (Te_gly/Ti_gly)

```

```

    *10^-3; // calculation of change in entropy of
    glycerol in kJ/K s
26 del_S_water=N_water*Cp_water*log (Te_water/Ti_water)
    *10^-3; // calculation of change in entropy of
    water in kJ/K s
27 S_G=del_S_gly+del_S_water; // calculation of the rate
    at which entropy is generated in the heat
    exchanger in kJ/K s
28
29 //OUTPUT
30 mprintf("\n The rate at which entropy is generated
    in the heat exchanger=%0.3f kJ/K s\n",S_G);
31
32
33 //=====END
    OF PROGRAM
    =====

```

Scilab code Exa 5.17 Device and its feasibility

```

1 // Y.V.C.Rao ,1997.Chemical Engineering
    Thermodynamics.Universities Press ,Hyderabad ,India
    .
2
3 //Chapter -5,Example 17,Page 183
4 //Title: Device and its feasibility
5 //
    =====

6 clear
7 clc
8
9 //INPUT
10 T_i=150; //temperature of saturated steam taken up by

```

```

    the device in degree celsius
11 T_e=200; //temperature of superheated steam delivered
    by the device in degree celsius
12 P_e=0.2; //pressure of superheated steam delivered by
    the device in MPa
13 me2=0.949; //mass of superheated steam leaving the
    device in kg
14 me1=0.051; //mass of saturated liquid leaving the
    device in kg
15 T_liq=100; //temperature of saturated liquid leaving
    the device in degree celsius
16 mi=1; //mass of saturated steam fed to the device in
    kg
17
18 //CALCULATION
19 //From steam tables corresponding to T_i
20 hi=2745.4 //enthalpy of saturated vapour in kJ/kg
21 si=6.8358; //entropy of saturated vapour in kJ/kgK
22
23 //For saturated liquid at T_liq
24 he1=419.06; //enthalpy of saturated liquid in kJ/kg
25 se1=1.3069; //entropy of saturated vapour in kJ/kgK
26
27 //For superheated steam at P_e and T_e
28 he2=2870.5; //enthalpy of superheated steam in kJ/kg
29 se2=7.5072; //entropy of superheated steam in kJ/kgK
30
31 //Test to see if the device obeys the first law of
    thermodynamics
32 //Application of the first law of thermodynamics to
    the flow device gives:  $mi*hi=(me1*he1)+(me2*he2)$ 
33 LHS=mi*hi;
34 RHS=(me1*he1)+(me2*he2);
35
36 //Test to see if the device obeys the second law of
    thermodynamics
37 //Application of the second law of thermodynamics to
    the flow device gives:  $(Ne1*se1)+(Ne2*se2)-(Ni*$ 

```

```

    si)>|0
38 S_G=(me1*se1)+(me2*se2)-(mi*si);
39
40 //OUTPUT
41 mprintf("\n The LHS of the equation applied to the
    flow device to check if the first law of
    thermodynamics is satisfied=%0.1f kJ\n",LHS);
42 mprintf("\n The RHS of the equation applied to the
    flow device to check if the first law of
    thermodynamics is satisfied=%0.1f kJ\n",RHS);
43 mprintf("\n The entropy generated by applying the
    second law of thermodynamics to the flow device=
    %0.4f kJ/kgK\n",S_G);
44 if int(LHS)== int(RHS)& S_G>0 | S_G==0 then
45     mprintf("\n As the first and second law of
        thermodynamics are satisfied , the device is
        theoretically feasible \n");
46 else
47 mprintf("\n As both the first and second law or
        either the first or second law of thermodynamics
        are not satisfied , the device is not feasible \n"
        );
48 end
49
50
51 //=====END
    OF PROGRAM
=====

```

Scilab code Exa 5.18 Isentropic efficiency

```

1 // Y.V.C.Rao ,1997.Chemical Engineering
    Thermodynamics. Universities Press ,Hyderabad ,India
    .

```

```

2
3 //Chapter -5,Example 18,Page 185
4 //Title: Isentropic efficiency
5 //

```

```

6 clear
7 clc
8
9 //INPUT
10 Pi=30;//pressure of superheated steam entering the
    turbine in bar
11 Ti=300;//temperature of superheated steam entering
    the turbine in degree celsius
12 Pe=0.1;//pressure at which steam exits the turbine
    in bar
13 Xe=0.9;//quality of steam at the exit (no unit)(for
    the actual turbine)
14
15 //CALCULATION
16 //For superheated steam at Pi and Ti
17 hi=2995.1;//enthalpy of superheated steam at the
    entrance in kJ/kg
18 si=6.5422;//entropy of superheated steam at the
    entrance in kJ/kgK
19
20 //For steam at Pe
21 hf=191.83;//enthalpy of saturated liquid in kJ/kg
22 hg=2584.8;//enthalpy of saturated vapour in kJ/kg
23 sf=0.6493;//entropy of saturated liquid in kJ/kgK
24 sg=8.1511;//entropy of saturated vapour in kJ/kgK
25
26 //For isentropic turbine s1=s2 i.e. si=se, where si
    is the entropy at the entrance and se is the
    entropy at the exit
27 X2=(si-sf)/(sg-sf);//calculation of the quality of
    steam at the exit for the isentropic process (no
    unit)

```



```

28 h2=(hf*(1-X2))+(X2*hg); // calculation of the enthalpy
    of steam at the exit for the isentropic process
    in kJ/kg
29 he=(hf*(1-Xe))+(Xe*hg); // calculation of the enthalpy
    of steam at the exit for the actual turbine in
    kJ/kg
30 n_T=(hi-he)/(hi-h2); // calculation of isentropic
    efficiency of the turbine using Eq.(5.68) (no
    unit)
31
32 //OUTPUT
33 mprintf("\n The isentropic efficiency of the turbine
    =%f \n",n_T);
34
35
36 //=====END
    OF PROGRAM
    =====

```

Scilab code Exa 5.19 Power consumed by the compressor

```

1 // Y.V.C.Rao ,1997.Chemical Engineering
    Thermodynamics. Universities Press ,Hyderabad ,India
    .
2
3 //Chapter -5,Example 19,Page 186
4 //Title: Power consumed by the compressor
5 //
    =====
6 clear
7 clc
8
9 //INPUT

```

```

10 Ti=25;//temperature of air taken in by the adiabatic
    air compressor in degree celsius
11 Pi=0.1;//pressure of air taken in by the adiabatic
    air compressor in MPa
12 Pe=1;//discharge pressure of air in MPa
13 n_c=0.8;//isentropic efficiency of the compressor (
    no unit)
14 gaamma=1.4;//ratio of molar specific heat capacities
    (no unit)
15 R=8.314;//universal gas constant in J/molK
16
17 //CALCULATION
18 Ti=Ti+273.15;//conversion of temperature in K
19 Te=Ti*(((Pe*10^6)/(Pi*10^6))^((gaamma-1)/gaamma));//
    calculation of the discharge temperature of air
    using Eq.(4.35) in K (for reversible and
    adiabatic compression)
20 W_s=(((R*gaamma)/(gaamma-1))*(Te-Ti))*10^-3;//
    calculation of the power consumed by the
    isentropic compressor using Eq.(5.69) in kW
21 Ws=W_s/n_c;//calculation of the power consumed by an
    actual compressor per mole of air using Eq
    .(5.68) in kW
22 Te_actual=((Ws*10^3*(gaamma-1))/(R*gaamma))+Ti;//
    calculation of the exit temperature of air in K
23
24 //OUTPUT
25 mprintf("\n The exit temperature of air=%0.2f K\n",
    Te_actual);
26 mprintf("\n The power consumed by the compressor =%f
    kW/mol\n",Ws);
27
28
29 //=====END
    OF PROGRAM
    =====

```

Scilab code Exa 5.20 Power consumed by the pump

```
1 // Y.V.C.Rao ,1997.Chemical Engineering
   Thermodynamics.Universities Press ,Hyderabad ,India
   .
2
3 //Chapter -5,Example 20,Page 187
4 //Title: Power consumed by the pump
5 //


---


6 clear
7 clc
8
9 //INPUT
10 Ti=30;//temperature of saturated liquid water in
    degree celsius
11 m=500;//mass flow rate of water being pumped in kg/s
12 P2=3;//preesure maintained in the boiler in MPa
13 n_p=0.75;//isentropic efficiency of the pump (no
    unit)
14
15 //CALCULATION
16 //For saturated liquid water at Ti
17 vf=0.0010043;//specific volume in m^3/kg
18 P1=4.241;//pressure in kPa
19
20 //Assuming that the liquid is incompressible , the
    power input required for an isentropic pump is
    calculated as:
21 Ws_m=(vf*((P2*10^6)-(P1*10^3)))*10^-3;//power input
    required by the isentropic pump in kJ/kg
22 Ws_act_m=Ws_m/n_p;//power input required by an
    actual pump in kJ/kg
```

```

23 P=((Ws_act_m*10^3)*m)*10^-6;//calculation of the
    total power consumed by the pump in MW
24
25 //OUTPUT
26 mprintf("\n The power consumed by the pump = %d MW\n
    ",P);
27
28
29 //=====END
    OF PROGRAM
    =====

```

Scilab code Exa 5.21 Isentropic efficiency of nozzle

```

1 // Y.V.C.Rao ,1997.Chemical Engineering
    Thermodynamics.Universities Press ,Hyderabad ,India
    .
2
3 //Chapter -5,Example 21,Page 188
4 //Title: Isentropic efficiency of nozzle
5 //
    =====

6 clear
7 clc
8
9 //INPUT
10 Pi=3;//pressure of dry saturated steam entering the
    nozzle in bar
11 Xe=0.98;//quality of steam exiting the nozzle (no
    unit)
12 Pe=2;//pressure of steam exiting the nozzle in bar
13
14 //CALCULATION

```

```

15 //For steam at Pi
16 hi=2724.7;//enthalpy of dry saturated steam in kJ/kg
17 he=2652.8;//enthalpy of steam at the exit for an
    isentropic nozzle,from Example 5.15,in kJ/kg
18 V2_2_s=hi-he;//calculation of the specific kinetic
    energy of steam at the nozzle exit (for
    isentropic nozzle) in kJ/kg
19
20 //For steam at Pe
21 hf=504.70;//enthalpy of saturated liquid in kJ/kg
22 hg=2706.3;//enthalpy of saturated vapour in kJ/kg
23 he_act=((1-Xe)*hf)+(Xe*hg);//calculation of enthalpy
    of steam at the exit in kJ/kg
24 V2_2=hi-he_act;//calculation of the actual specific
    kinetic energy of steam leaving the nozzle in kJ/
    kg
25 n_N=(V2_2)/(V2_2_s);//calculation of isentropic
    efficiency of the nozzle using Eq.(5.72) (no unit
    )
26
27 //OUTPUT
28 mprintf(" \n The isentropic efficiency of the nozzle=
    %0.3 f \n",n_N);
29
30
31 //=====END
    OF PROGRAM
    =====

```

Chapter 6

Thermodynamic potentials

Scilab code Exa 6.6 Work done by steam

```
1 // Y.V.C.Rao ,1997.Chemical Engineering
   Thermodynamics.Universities Press ,Hyderabad ,India
   .
2
3 //Chapter-6,Example 6,Page 218
4 //Title: Work done by steam
5 //


---


6 clear
7 clc
8
9 //INPUT
10 m=0.1;//mass of superheated steam in the piston
    cylinder assembly in kg
11 P1=1;//initial pressure of superheated steam in MPa
12 T1=300;//initial temperature of superheated steam in
    degree celsius
13 P2=0.1;//pressure of steam after expansion in MPa
14 T2=200;//temperature of steam after expansion in
    degree celsius
```

```

15
16 //CALCULATION
17 //For steam at P1 and T1:
18 h1=3052.1; //specific enthalpy of steam in kJ/kg
19 v1=0.2580; //specific volume of steam in m^3/kg
20
21 //For steam at P2 and T2:
22 h2=2875.4; //specific enthalpy of steam in kJ/kg
23 v2=2.1720; //specific volume of steam in m^3/kg
24
25 del_u=(((h1*10^3)-(P1*10^6*v1))-((h2*10^3)-(P2*10^6*
      v2)))*10^-3; //calculation of the change in
      internal energy of the steam in kJ/kg
26 W=m*(del_u); //calculation of the work done by using
      Eq.(6.77) steam in kJ
27
28 //OUTPUT
29 mprintf("\n The work done by steam=%0.2 f kJ\n",W);
30
31 //=====END
      OF PROGRAM

```

Scilab code Exa 6.8 Power output of the turbine

```

1 // Y.V.C.Rao ,1997.Chemical Engineering
      Thermodynamics. Universities Press ,Hyderabad ,India
      .
2
3 //Chapter-6,Example 8,Page 220
4 //Title: Power output of the turbine
5 //

```

```

6 clear
7 clc
8
9 //INPUT
10 P=3;//pressure of superheated steam in MPa
11 Ti=300;//temperature at which the steam enters the
    turbine in degree celsius
12 m=1;//mass flow rate of steam in kg/s
13 Te=60;//temperature of dry saturated steam when it
    leaves the turbine in degree celsius
14
15 //CALCULATION
16 //For steam at P and Ti:
17 h1=2995.1;//specific entahlpy of steam in kJ/kg
18
19 //For saturated steam at Te:
20 h2=2609.7;//specific enthalpy of saturated vapour in
    kJ/kg
21
22 Ws=m*(h1-h2);//calculation of the power output of
    the turbine using Eq.(6.83) in kW
23
24 //OUTPUT
25 mprintf("\n The power output of the turbine=%0.1f kW
    \n",Ws);
26
27 //=====END
    OF PROGRAM
    =====

```

Scilab code Exa 6.10 Maximum work obtained from steam

```

1 // Y.V.C.Rao ,1997.Chemical Engineering
    Thermodynamics.Universities Press ,Hyderabad ,India

```



```

2
3 //Chapter-6,Example 10,Page 223
4 //Title: Maximum work obtained from steam
5 //

```

```

6 clear
7 clc
8
9 //INPUT
10 m=0.1;//mass of superheated steam in the piston
    cylinder assembly in kg
11 P1=3;//initial pressure of superheated steam in MPa
12 T1=300;//initial temperature of superheated steam in
    degree celsius
13 T0=300;//temperature of the reservoir which is
    placed in thermal contact with the piston-
    cylinder assembly in degree celsius
14 P2=0.1;//pressure of steam after expansion in MPa
15
16 // ADDITIONAL DATA PROVIDED
17 //For steam at P1 and T1:
18 h1=2995.1;//specific enthalpy of steam in kJ/kg
19 v1=0.08116;//specific volume of steam in m^3/kg
20 s1=6.5422;//entropy of steam in kJ/kgK
21
22 //For steam at P2 and T2:
23 h2=3074.5;//specific enthalpy of steam in kJ/kg
24 v2=2.6390;//specific volume of steam in m^3/kg
25 s2=8.2166;//entropy of steam in kJ/kgK
26
27 //CALCULATION
28 T0=T0+273.15;//conversion of temperature in K
29
30 //The maximum work can be carried out if the process
    is carried out reversibly , which is given by:
31 W=m*(h1-h2-(((P1*v1)-(P2*v2))*10^3)-(T0*(s1-s2)));//

```

```

        calculation of maximum work obtained from the
        steam using Eq.(6.90) in kJ
32
33 //OUTPUT
34 mprintf(" \n The maximum work obtained from steam=%0
        .2 f kJ\n",W);
35
36 //=====END
        OF PROGRAM
        =====

```

Scilab code Exa 6.12 Minimum power for compression

```

1 // Y.V.C.Rao ,1997.Chemical Engineering
    Thermodynamics. Universities Press ,Hyderabad ,India
    .
2
3 //Chapter-6,Example 12,Page 226
4 //Title: Minimum power for compression
5 //
    =====
6 clear
7 clc
8
9 //INPUT
10 P1=0.1;//pressure at which air enters the compressor
    in MPa
11 T1=300;//temperature at which air enters the
    compressor in K
12 P2=1;//pressure at which air leaves the compressor
    in MPa
13 T2=300;//temperature at which air leaves the
    compressor in K

```

```

14 T0=300; //ambient temperature in K
15 N=1; //molar flow rate of air in mol/s
16 gaamma=1.4; //ratio of specific heat capacities (no
    unit)
17 R=8.314; //universal gas constant in J/molK
18
19 //CALCULATION
20
21 //T0=T1=T2 and h2-h1=Cp*(T2-T1)=0 as T2=T1
22
23 Ws=(-N*T0*(-R*log (P2/P1)))*10^-3; //calculation of
    minimum power required for compression using Eq
    .(6.99) in kW
24
25 //OUTPUT
26 mprintf("\n The minimum power required to compress
    one mole per second of air=%0.3f kW\n",Ws);
27
28 //=====END
    OF PROGRAM
    =====

```

Chapter 7

Thermodynamic property relations

Scilab code Exa 7.10 Pressure at which boiler is to be operated

```
1 // Y.V.C.Rao ,1997.Chemical Engineering
   Thermodynamics. Universities Press ,Hyderabad ,India
   .
2
3 //Chapter-7,Example 10,Page 259
4 //Title: Pressure at which boiler is to be operated
5 //


---


6 clear
7 clc
8
9 //INPUT
10 T2=150;//temperature at which water it is desired to
    boil water in degree celsius
11 P1=0.10133;//ambient pressure in MPa
12 T1=100;//temperature at which water boils
    corresponding at pressure P1 in degree celsius
13 del_hv=2256.94;//enthalpy of vaporization in kJ/kg
```

```

14 R=8.314; //universal gas constant in J/molK
15 M=18*10^-3; //molar mass of water in kg/mol
16
17 //CALCULATION
18 T1=T1+273.15; //conversion of temperature in K
19 T2=T2+273.15; //conversion of temperature in K
20 P2=P1*(exp (((del_hv*10^3*M)*((1/T1)-(1/T2)))/(R)));
    //calculation of the approximate pressure at
    //which the boiler is to be operated using Eq
    //(7.92) in MPa
21
22 //OUTPUT
23 mprintf("\n The approximate pressure at which the
    boiler is to be operated=%0.3f MPa\n",P2);
24
25 //=====END
    OF PROGRAM
    =====

```

Scilab code Exa 7.11 The skating problem

```

1 // Y.V.C.Rao ,1997.Chemical Engineering
    Thermodynamics. Universities Press ,Hyderabad ,India
    .
2
3 //Chapter -7,Example 11,Page 259
4 //Title: The skating problem
5 //
    =====
6 clear
7 clc
8
9 //INPUT

```

```

10 m=60; //mass of the person who wants to skate in kg
11 T=-2; //temperature of the ice in degree celsius
12 A=15; //area of contact between the skate edges and
    ice in mm^2
13 vs=1.091*10^-3; //specific volume of ice in m^3/kg (
    at Tref)
14 vf=1.0*10^-3; //specific volume of water in m^3/kg (
    at Tref)
15 del_hf=6.002; //enthalpy of melting of ice in kJ/mol
16 g=9.81; //acceleration due to gravity in m/s^2
17 Tref=0; //reference temperature at which the specific
    enthalpy of ice and water are taken in degree
    celsius
18
19 //CALCULATION
20 Tref=Tref+273.15; //conversion of temperature in K
21 del_P=((m*g)/(A*10^-6))*10^-6; //calculation of the
    pressure exerted on the ice by the skater in MPa
22 del_v=(vf-vs)*(18*10^-3); //calculation of the change
    in volume in m^3/mol
23 del_T=(del_P*10^6)/((del_hf*10^3)/(Tref*del_v)); //
    calculation of the reduction in melting point of
    ice using Eq.(7.86) (Clapeyron equation) in degree
    celsius
24
25 //OUTPUT
26 mprintf("\n The temperature of ice originally = %d
    degree celsius \n",T);
27 mprintf("\n The reduction in melting point of ice
    due to the additional pressure ,computed using the
    Clayperon equation = %0.2f degree celsius \n",
    del_T);
28 if del_T<T then
29     mprintf ("\n The ice can melt due to the
        additional pressure and therefore it will be
        possible to skate \n");
30 else
31     mprintf ("\n The ice will not melt and therefore

```

```

        it will be difficult to skate \n");
32 end
33
34 //=====END
    OF PROGRAM
=====

```

Scilab code Exa 7.12 Enthalpy of vaporization

```

1 // Y.V.C.Rao ,1997.Chemical Engineering
  Thermodynamics.Universities Press ,Hyderabad ,India
  .
2
3 //Chapter –7,Example 12,Page 261
4 //Title: Enthalpy of vaporization
5 //
=====

6 clear
7 clc
8
9 //INPUT
10 T1=100;//temperature of water in degree celsius
11 del_hv1=2256.94;//enthalpy of vaporization at T1 in
    kJ/kg
12 T2=150;//temperature at which the enthalpy of
    vaporization is to be determined in degree
    celsius
13 Cp_f=4.26;//isobaric heat capacity of liquid in kJ/
    kgK
14 Cp_g=1.388;//isobaric heat capacity of vapour in kJ/
    kgK
15
16 //CALCULATION

```

```

17 del_hv2=((Cp_g-Cp_f)*(T2-T1))+del_hv1;// calculation
    of the enthalpy of vaporization at T2 using Eq
    .(7.98) (Kirchhoff equation) in kJ/kg
18
19 //OUTPUT
20 mprintf("\n The enthalpy of vaporization at 150
    degree celsius=%0.2f kJ/kg\n",del_hv2);
21
22 //=====END
    OF PROGRAM
    =====

```

Scilab code Exa 7.13 Enthalpy of vaporization using Watsons correlation

```

1 // Y.V.C.Rao ,1997.Chemical Engineering
    Thermodynamics.Universities Press ,Hyderabad ,India
    .
2
3 //Chapter -7,Example 13,Page 261
4 //Title: Enthalpy of vaporization using Watson's
    correlation
5 //
    =====

6 clear
7 clc
8
9 //INPUT
10 T1=100;//temperature of water in degree celsius
11 del_hv1=2256.94;//enthalpy of vaporization at T1 in
    kJ/kg
12 T2=150;//temperature at which the enthalpy of
    vaporization is to be determined in degree
    celsius

```



```

13 del_hv_kirchoff=2113.34; //enthalpy of vaporization
    predicted by the Kirchhoff relation taken from
    Example 7.12 for comparison, in kJ/kg
14 del_hv_steam_tables=2113.25; //enthalpy of
    vaporization taken from the steam tables
    corresponding to T2, for comparison, in kJ/kg
15 Tc=647.3; //critical temperature of water in K
16
17 //CALCULATION
18 T1=T1+273.15; //conversion of temperature in K
19 T2=T2+273.15; //conversion of temperature in K
20 Tr1=T1/Tc; //calculation of reduced temperature
    corresponding to state 1 (no unit)
21 Tr2=T2/Tc; //calculation of reduced temperature
    corresponding to state 2 (no unit)
22 del_hv2=del_hv1*(((1-Tr2)/(1-Tr1))^0.38); //
    calculation of enthalpy of vaporization at T2
    using Eq.(7.101) in kJ/kg
23
24 //OUTPUT
25 mprintf("\n The enthalpy of vaporization at 150
    degree celsius using \n");
26 mprintf("\n Watson correlation \t = %f kJ/kg\n",
    del_hv2);
27 mprintf("\n Kirchhoffs relation \t = %f kJ/kg\n",
    del_hv_kirchoff);
28 mprintf("\n From steam tables \t = %f kJ/kg\n",
    del_hv_steam_tables);
29
30 //=====END
    OF PROGRAM
    =====

```

Scilab code Exa 7.14 Enthalpy of vaporization using Riedels correlation

```

1 // Y.V.C.Rao ,1997.Chemical Engineering
   Thermodynamics.Universities Press ,Hyderabad ,India
2
3 //Chapter-7,Example 14,Page 262
4 //Title: Enthalpy of vaporization using Riedel's
   correlation
5 //

```

```

6 clear
7 clc
8
9 //INPUT
10 T=373.15;//normal boiling point of water in K (
   temperature at which the enthalpy of vaporization
   is to be determined)
11 Pc=221.2//critical pressure of water in bar
12 Tc=647.3;//critical temperature of water in K
13 R=8.314;//universal gas constant in J/molK
14 del_hvn_steam_tables=2256.94;//enthalpy of
   vaporization at the normal boiling point taken
   from the steam tables , for comparison , in kJ/kg
15
16 //CALCULATION
17 Tbr=T/Tc;//calculation of the reduced normal boiling
   point (no unit)
18 //calculation of the enthalpy of vaporization at the
   normal boiling point using Eq.(7.102) in kJ/kg
19 del_hvn=((1.093*R*Tc*(Tbr*((log (Pc)-1.013)/(0.930-
   Tbr))))*10^-3)/(18*10^-3);
20 err=abs ((del_hvn-del_hvn_steam_tables)/
   del_hvn_steam_tables)*100;//calculation of
   percentage error
21
22 //OUTPUT
23 mprintf("\n The enthalpy of vaporization at the
   normal boiling point \n");

```

```
24 mprintf("\\n Using Riedels correlation \\t = %f kJ/kg\\  
    n",del_hvn);  
25 mprintf("\\n From the steam tables \\t \\t = %f kJ/kg\\n  
    ",del_hvn_steam_tables);  
26 mprintf("\\n Error \\t \\t \\t \\t = %f %% \\n",err);  
27  
28 //=====END  
    OF PROGRAM  
=====
```

Chapter 8

Thermodynamic properties of real gases

Scilab code Exa 8.2 Enthalpy and entropy departure

```
1 // Y.V.C.Rao ,1997.Chemical Engineering
   Thermodynamics. Universities Press ,Hyderabad ,India
   .
2
3 //Chapter-8,Example 2,Page 275
4 //Title: Enthalpy and entropy departure
5 //


---



---

  
6 clear
7 clc
8
9 //INPUT
10 T=427.85; //temperature of n-octane vapour in K
11 P=0.215; //pressure of n-octane vapour in MPa
12 a=3.789; //van der Waals constant in Pa (m3/mol)2
13 b=2.37*10-4; //van der Waals constant in m3/mol
14 v=15.675*10-3; //volume occupied by n-octane vapour
   taken from Example (3.8) in m3/mol
```

```

15 R=8.314; //universal gas constant in J/molK
16
17 //CALCULATION
18 //n-octane obeys the van der Waals equation of state
19 dep_h=(P*10^6*v)-(R*T)-(a/v); //calculation of the
    enthalpy departure using Example(8.1) in J/mol
20 dep_s=R*log ((P*10^6*(v-b))/(R*T)); //calculation of
    the entropy departure using Example(8.1) in J/
    molK
21
22 //OUTPUT
23 mprintf("\n The enthalpy departure for n-octane
    vapour = %0.2f J/mol\n",dep_h);
24 mprintf("\n The entropy departure for n-octane
    vapour = %0.4f J/mol K\n",dep_s);
25
26 //=====END
    OF PROGRAM
    =====

```

Scilab code Exa 8.3 Enthalpy departure using Beattie Bridgman equation of state

```

1 // Y.V.C.Rao ,1997.Chemical Engineering
    Thermodynamics. Universities Press ,Hyderabad ,India
    .
2
3 //Chapter-8,Example 3,Page 276
4 //Title: Enthalpy departure using Beattie-Bridgman
    equation of state
5 //
    =====
6 clear

```

```

7  clc
8
9  //INPUT
10 T=100; //temperature of carbon dioxide in degree
    celsius
11 P=10; //pressure of carbon dioxide in MPa
12 A0=0.5073; //Beattie–Bridgman constant for carbon
    dioxide in (Pa m^3)/mol^2
13 B0=104.76*10^-6; //Beattie–Bridgman constant for
    carbon dioxide in m^3/mol
14 a=71.32*10^-6; //Beattie–Bridgman constant for carbon
    dioxide in m^3/mol
15 b=72.35*10^-6; //Beattie–Bridgman constant for carbon
    dioxide in m^3/mol
16 C=660.0; //Beattie–Bridgman constant for carbon
    dioxide in (m^3 K^3)/mol
17 R=8.314; //universal gas constant in J/molK
18
19 //CALCULATION
20 //The virial form of the Beattie–Bridgman equation
    of state from Eq.(8.25) is given as:
21 //P=(A1/v)+(A2/v^2)+(A3/v^3)+(A4/v^4)
22
23 T=T+273.15; //conversion of temperature in K
24 A1=(R*T); //calculation of A1 using Eq.(8.27)
25 A2=(B0*R*T)-A0-((C*R)/T^2); //calculation of A2 using
    Eq.(8.28)
26 A3=(a*A0)-(b*B0*R*T)-((B0*C*R)/T^2); //calculation of
    A3 using Eq.(8.29)
27 A4=((b*C*B0*R)/T^2); //calculation of A4 using Eq
    .(8.30)
28 vguess=0.01; //taking a guess value of the volume, to
    be used for solving Eq.(8.25) using the function
    defined below, in m^3/mol
29 tolerance=1e-6; //Framing the tolerance limit for the
    convergence of the equation
30 function [fn]=solver_func(vi)
31     fn=(P*10^6)-((A1/vi)+(A2/vi^2)+(A3/vi^3)+(A4/vi

```

```

        ^4)); //Function defined for solving the
        system given by Eq.(8.25)
32 endfunction
33 [v]=fsolve(vguess,solver_func,tolerance)//using
        inbuilt function fsolve for solving the system of
        equations, to determine the volume in m^3/mol
34 Z=(P*10^6*v)/(R*T); //calculation of compressibility
        factor (no unit)
35 //calculation of the enthalpy departure using Eq
        .(8.37) in J/mol
36 dep_h=((B0*R*T)-(2*A0)-((4*C*R)/(T^2)))*(1/v)
        +(((3/2)*a*A0)-(b*B0*R*T)-((5*B0*C*R)/(2*(T^2)))
        )*(1/(v^2)))+((2*b*C*B0*R)/((T^2)*(v^3)));
37
38 //OUTPUT
39 fprintf("\n Molar volume of CO2 at %0.f MPa and %0.2
        f K = %f m^3/mol \n",P,T,v);
40 fprintf("\n The compressibility factor=%f \n",Z);
41 fprintf("\n The enthalpy departure for carbon
        dioxide using the Beattie-Bridgman equation of
        state = %f J/mol\n",dep_h);
42
43
44 //=====END
        OF PROGRAM
        =====
45
46 //DISCLAIMER: THE PROBLEM STATEMENT GIVES THE
        TEMPERATURE AS 100 DEGREE CELSIUS, WHICH
        CORRESPONDS TO A TEMPERATURE OF 373.15K. HOWEVER
        , IN THE COMPUTATION OF THE SECOND TERM IN THE
        ENTHALPY DEPARTURE EXPRESSION, THE AUTHOR HAS
        TAKEN THE TEMPERATURE TO BE 313.15K, WHICH
        CLEARLY IS A PRINTING ERROR. THE CODE ABOVE HAS
        BEEN WRITTEN FOR THE TEMPERATURE OF 373.15K, AS
        GIVEN IN THE PROBLEM STATEMENT.

```

Scilab code Exa 8.4 Entropy departure using Beattie Bridgman equation of state

```
1 // Y.V.C.Rao ,1997.Chemical Engineering
   Thermodynamics. Universities Press ,Hyderabad ,India
   .
2
3 //Chapter –8,Example 4,Page 278
4 //Title: Entropy departure using Beattie–Bridgman
   equation of state
5 //


---


6 clear
7 clc
8
9 //INPUT
10 T=100;//temperature of carbon dioxide in degree
   celsius
11 P=10;//pressure of carbon dioxide in MPa
12 B0=104.76*10^-6;//Beattie–Bridgman constant for
   carbon dioxide in m^3/mol
13 b=72.35*10^-6;//Beattie–Bridgman constant for carbon
   dioxide in m^3/mol
14 C=660.0;//Beattie–Bridgman constant for carbon
   dioxide in (m^3 K^3)/mol
15 R=8.314;//universal gas constant in J/molK
16 v=0.233*10^-3;//volume calculated in Example (8.3)
   in m^3/mol
17 Z=0.751;//compressibility factor as calculated in
   Example (8.3) (no unit)
18
19 //CALCULATION
20 T=T+273.15;//conversion of temperature in K
```



```

21 //calculation of entropy departure using Eq.(8.38)
    in J/molK
22 dep_s=(R*log (Z))-(((B0*R)+((2*C*R)/(T^3)))*(1/v))
    +(((b*B0*R)-((2*C*B0*R)/(T^3)))*(1/(2*(v^2))))
    +((2*b*C*B0*R)/(3*(T^3)*(v^3)));
23
24 //OUTPUT
25 mprintf("\n The entropy departure for carbon dioxide
    using the Beattie–Bridgman equation of state =
    %f J/mol K\n",dep_s);
26
27
28 //=====END
    OF PROGRAM
    =====
29
30 //DISCLAIMER: THE PROBLEM STATEMENT MENTIONS THE
    TEMPERATURE TO BE 100 DEGREE CELSIUS, WHICH
    CORRESPONDS TO A TEMPERATURE OF 373.15K.
    HOWEVER, THE AUTHOR HAS EVALUATED THE ENTROPY
    DEPARTURE FOR A TEMPERATURE OF 313.15K, WHICH IS
    CLEARLY A PRINTING ERROR. THE CODE ABOVE HAS BEEN
    WRITTEN FOR THE TEMPERATURE OF 373.15K AS GIVEN
    IN THE PROBLEM STATEMENT.

```

Scilab code Exa 8.5 Enthalpy and entropy departure using the generalized Redlich Kwong equation of state

```

1 // Y.V.C.Rao ,1997.Chemical Engineering
    Thermodynamics. Universities Press ,Hyderabad ,India
    .
2
3 //Chapter –8,Example 5,Page 281
4 //Title: Enthalpy and entropy departure using the

```

```

    generalized Redlich–Kwong equation of state
5 //


---


6 clear
7 clc
8
9 //INPUT
10 T=427.85; //temperature of n–octane vapour in K
11 P=0.215; //pressure of n–octane vapour in MPa
12 a=4.426; //Redlich–Kwong constant taken from Example
    (3.9) in (m6 Pa mol-2)
13 b=164.3*10-6; //Redlich–Kwong constant taken from
    Example(3.9) in m3/mol
14 Z=0.9308; //compressibility factor taken from Example
    (3.9) (no unit)
15 B=9.9306*10-3; //value of B, used in the Cardan’s
    method in Example (3.9)
16 R=8.314; //universal gas constant in J/molK
17
18 //CALCULATION
19 dep_h=(R*T*(Z-1))-(((3*a)/(2*b))*log((Z+B)/Z)); //
    calculation of the enthalpy departure using Eq
    (8.39) in J/mol
20 dep_s=(R*log(Z-B))-((a/(2*b*T))*log((Z+B)/Z)); //
    calculation of the entropy departure using Eq
    (8.40) in J/molK
21
22 //OUTPUT
23 mprintf("\n The enthalpy departure for n–octane
    vapour using the generalized Redlich–Kwong
    equation of state = %0.2f J/mol\n", dep_h);
24 mprintf("\n The entropy departure for n–octane
    vapour using the generalized Redlich–Kwong
    equation of state = %0.4f J/mol K\n", dep_s);
25
26 //=====END
    OF PROGRAM

```

Scilab code Exa 8.6 Enthalpy and entropy departure using the SRK equation of state

```
1 // Y.V.C.Rao ,1997.Chemical Engineering
   Thermodynamics.Universities Press ,Hyderabad ,India
   .
2
3 //Chapter-8,Example 6,Page 281
4 //Title: Enthalpy and entropy departure using the
   SRK equation of state
5 //

6 clear
7 clc
8
9 //INPUT
10 T=427.85;//temperature of n-octane vapour in K
11 P=0.215;//pressure of n-octane vapour in MPa
12 S=1.0786;//constant used in the SRK equation of
   state ,from Example(3.15)
13 alpha=1.3079;//constant used in the SRK equation of
   state ,from Example(3.15)
14 a=5.0180;//constant used in the SRK equation of
   state ,from Example(3.15) in (m6 Pa mol-2)
15 b=1.6426*10-4;//constant used in the SRK equation
   of state ,from Example(3.15) in m3/mol
16 B=9.9282*10-3;//factor used in the Cardan's method
   for solving the SRK equation of state ,from
   Example(3.15) (no unit)
17 Z=0.9191;//compressibility factor taken from Example
   (3.15) (no unit)
```

```

18 R=8.314; //universal gas constant in J/molK
19 Tc=569.4; //critical temperature of n-octane in K
20
21 //CALCULATION
22 da_dT=(-a*S)/(sqrt(alpha*T*Tc)); //calculation of da
    /dT using Eq.(8.44)
23 dep_h=(R*T*(Z-1))+(((T*da_dT)-a)/b)*log((Z+B)/Z);
    //calculation of the enthalpy departure using Eq
    .(8.42) in J/mol
24 dep_s=(R*log(Z-B))+((1/b)*(da_dT)*log((Z+B)/Z)); //
    calculation of the entropy departure using Eq
    .(8.43) in J/molK
25
26 //OUTPUT
27 mprintf("\n The enthalpy departure for n-octane
    vapour using the SRK equation of state = %f J/mol
    \n", dep_h);
28 mprintf("\n The entropy departure for n-octane
    vapour using the SRK equation of state = %0.4f J/
    mol K\n", dep_s);
29
30 //=====END
    OF PROGRAM
    =====
31
32 // DISCLAIMER: NUMERICAL ERROR OBSERVED IN ENTHALPY
    DEPARTURE FUNCTION CALCULATION. FOR THE GIVEN
    INPUT DATA, THE ANSWER GIVEN IN THE BOOK " -890.22
    J/mol" WAS FOUND TO BE NUMERICALLY INCORRECT.

```

Scilab code Exa 8.7 Enthalpy and entropy departure using the Peng Robinson equation of state

1 // Y.V.C.Rao ,1997. Chemical Engineering

```

2
3 //Chapter –8,Example 7,Page 282
4 //Title: Enthalpy and entropy departure using the
   Peng–Robinson equation of state
5 //

```

```

6 clear
7 clc
8
9 //INPUT
10 T=427.85; //temperature of n–octane vapour in K
11 P=0.215; //pressure of n–octane vapour in MPa
12 S=0.9457; //constant used in the Peng–Robinson
   equation of state, from Example(3.16)
13 alpha=1.2677; //constant used in the Peng–Robinson
   equation of state, from Example(3.16)
14 a=5.2024; //constant used in the Peng–Robinson
   equation of state, from Example(3.16) in (m6 Pa
   mol-2)
15 b=1.4750*10-4; //constant used in the Peng–Robinson
   equation of state, from Example(3.16) in m3/mol
16 B=8.9151*10-3; //factor used in the Cardan’s method
   for solving the Peng–Robinson equation of state,
   from Example(3.16) (no unit)
17 Z=0.9151; //compressibility factor taken from Example
   (3.16) (no unit)
18 R=8.314; //universal gas constant in J/molK
19 Tc=569.4; //critical temperature of n–octane in K
20
21 //CALCULATION
22 da_dT=(-a*S)/(sqrt(alpha*T*Tc)); //calculation of da
   /dT using Eq.(8.47)
23 //calculation of the enthalpy departure using Eq
   (8.45) in J/mol
24 dep_h=(R*T*(Z-1))+((((T*da_dT)-a)/(2*sqrt(2)*b)))*

```

```

        log ((Z+(B*(1+sqrt (2))))/(Z+(B*(1-sqrt (2))))))
    ;
25 dep_s=(R*log (Z-B))+((1/(2*sqrt (2)*b))*(da_dT)*(log
    ((Z+(B*(1+sqrt (2))))/(Z+(B*(1-sqrt (2)))))); //
    calculation of the entropy departure using Eq
    .(8.46) in J/molK
26
27 //OUTPUT
28 mprintf("\n The enthalpy departure for n-octane
    vapour using the Peng-Robinson equation of state
    = %0.1 f J/mol\n", dep_h);
29 mprintf("\n The entropy departure for n-octane
    vapour using the Peng-Robinson equation of state
    = %0.3 f J/mol K\n", dep_s);
30
31 //=====END
    OF PROGRAM
    =====

```

Scilab code Exa 8.8 Enthalpy and entropy departure using the Edmister charts

```

1 // Y.V.C.Rao ,1997.Chemical Engineering
    Thermodynamics.Universities Press ,Hyderabad ,India
    .
2
3 //Chapter -8,Example 8,Page 284
4 //Title: Enthalpy and entropy departure using the
    Edmister charts
5 //
    =====
6 clear
7 clc

```

```

8
9 //INPUT
10 T=339.7;//temperature of ethylene in K
11 P=30.7;//pressure of ethylene in bar
12 Tc=283.1;//critical temperature of ethylene in K
13 Pc=51.17;//critical pressure of ethylene in bar
14 w=0.089;//acentric factor (no unit)
15 R=8.314;//universal gas constant in J/molK
16
17 //CALCULATION
18 Pr=P/Pc;//calculation of reduced pressure (no unit)
19 Tr=T/Tc;//calculation of reduced temperature (no
    unit)
20 del_h0=0.45;//value of ((h0-h)/RTc)_0 read from Fig
    .(8.2) corresponding to Pr and Tr (no unit)
21 del_h1=0.18;//value of ((h0-h)/RTc)_1 read from Fig
    .(8.3) corresponding to Pr and Tr (no unit)
22 del_s0=0.26;//value of ((s0-s)/R)_0 read from Fig
    .(8.4) corresponding to Pr and Tr (no unit)
23 del_s1=0.20;//value of ((s0-s)/R)_1 read from Fig
    .(8.5) corresponding to Pr and Tr (no unit)
24 dep_h=((del_h0)+(w*del_h1))*R*Tc;//calculation of
    the enthalpy departure using Eq.(8.52) in J/mol
25 dep_s=((del_s0)+(w*del_s1))*R;//calculation of the
    entropy departure using Eq.(8.56) in J/molK
26
27 //OUTPUT
28 mprintf("\\n The enthalpy departure for ethylene
    using the Edmister charts = %0.3f J/mol\\n",dep_h)
    ;
29 mprintf("\\n The entropy departure for ethylene using
    the Edmister charts = %0.4f J/mol K\\n",dep_s);
30
31 //=====END
    OF PROGRAM
    =====

```

Scilab code Exa 8.9 Enthalpy and entropy departure using the Lee Kesler data

```
1 // Y.V.C.Rao ,1997.Chemical Engineering
   Thermodynamics.Universities Press ,Hyderabad ,India
   .
2
3 //Chapter –8,Example 9,Page 297
4 //Title: Enthalpy and entropy departure using the
   Lee–Kesler data
5 //


---


6 clear
7 clc
8
9 //INPUT
10 T=339.7;//temperature of ethylene in K
11 P=30.7;//pressure of ethylene in bar
12 Tc=283.1;//critical temperature of ethylene in K
13 Pc=51.17;//critical pressure of ethylene in bar
14 w=0.089;//acentric factor (no unit)
15 R=8.314;//universal gas constant in J/molK
16
17 //CALCULATION
18 Pr=P/Pc;//calculation of reduced pressure (no unit)
19 Tr=T/Tc;//calculation of reduced temperature (no
   unit)
20 del_h0=0.474;//value of  $((h_0-h)/RTc)_0$  read from Fig
   .(8.6) corresponding to Pr and Tr (no unit)
21 del_h1=0.232;//value of  $((h_0-h)/RTc)_1$  read from Fig
   .(8.8) corresponding to Pr and Tr (no unit)
22 del_s0=0.277;//value of  $((s_0-s)/R)_0$  read from Fig
   .(8.10) corresponding to Pr and Tr (no unit)
```



```

23 del_s1=0.220; //value of ((s0-s)/R)_1 read from Fig
    .(8.12) corresponding to Pr and Tr (no unit)
24 dep_h=((del_h0)+(w*del_h1))*R*Tc; //calculation of
    the enthalpy departure using Eq.(8.62) in J/mol
25 dep_s=((del_s0)+(w*del_s1))*R; //calculation of the
    entropy departure using Eq.(8.65) in J/molK
26
27 //OUTPUT
28 mprintf("\n The enthalpy departure for ethylene
    using the Lee-Kesler data = %f J/mol\n",dep_h);
29 mprintf("\n The entropy departure for ethylene using
    the Lee-Kesler data = %f J/mol K\n",dep_s);
30
31 //=====END
    OF PROGRAM
    =====

```

Scilab code Exa 8.10 Enthalpy and entropy departure using the general-
ized virial coefficient correlation

```

1 // Y.V.C.Rao ,1997.Chemical Engineering
    Thermodynamics.Universities Press ,Hyderabad ,India
    .
2
3 //Chapter-8,Example 10,Page 299
4 //Title: Enthalpy and entropy departure using the
    generalized virial coefficient correlation
5 //
    =====

6 clear
7 clc
8
9 //INPUT

```

```

10 T=339.7; //temperature of ethylene in K
11 P=1; //pressure of ethylene in bar
12 Tc=283.1; //critical temperature of ethylene in K
13 Pc=51.17; //critical pressure of ethylene in bar
14 w=0.089; //acentric factor (no unit)
15 R=8.314; //universal gas constant in J/molK
16
17 //CALCULATION
18 Pr=P/Pc; //calculation of reduced pressure (no unit)
19 Tr=T/Tc; //calculation of reduced temperature (no
    unit)
20 dep_h=R*Tc*Pr*((0.083-(1.097/(Tr^1.6)))+(w
    *(0.139-(0.894/(Tr^4.2)))); //calculation of the
    enthalpy departure using Eq.(8.75) in J/mol
21 dep_s=-Pr*R*((0.675/(Tr^2.6))+(w*(0.722/(Tr^5.2))));
    //calculation of the entropy departure using Eq
    .(8.76) in J/molK
22
23 //OUTPUT
24 mprintf("\n The enthalpy departure for ethylene
    using the generalized virial coefficient
    correlation = %f J/mol\n", dep_h);
25 mprintf("\n The entropy departure for ethylene using
    the generalized virial coefficient correlation =
    %e J/mol K\n", dep_s);
26
27 //=====END
    OF PROGRAM
    =====

```

Scilab code Exa 8.11 Volume Enthalpy and Entropy departure using the Peng Robinson equation of state

1 // Y.V.C.Rao ,1997. Chemical Engineering

```
2
3 //Chapter –8,Example 11,Page 299
4 //Title: Volume,Enthalpy and entropy departure using
   the Peng–Robinson equation of state
5 //


---


6 clear
7 clc
8
9 //INPUT
10 T=427.85;//temperature of n–octane vapour in K
11 P=0.215;//pressure of n–octane vapour in MPa
12 T_ref=0;//reference state saturated liquid
   temperature in degree celsius
13 h0=0;//enthalpy of saturated liquid in J/mol (
   reference state)
14 s0=0;//entropy of saturated liquid in J/molK (
   reference state)
15 Tc=569.4;//critical temperature of n–octane in K
16 Pc=24.97;//critical pressure of n–octane in bar
17 w=0.398;//acentric factor (no unit)
18 NBP=398.8;//normal boiling point of n–octane (
   saturated liquid)
19 [Cp
   ]=[6.907;741.770*10^-3;-397.204*10^-6;82.629*10^-9;0];
   //coefficients to compute the isobaric molar heat
   capacity, where Cp=a+bT+cT^2+dT^3+eT^-2,in J/
   molK
20 S=0.9457;//value of S taken from Example (3.16)
21 b=1.4750*10^-4;//value of the Peng–Robinson constant
   in m^3/mol from Example (3.16)
22 v=15.14*10^-3;//volume of saturated vapour in m^3/
   mol from Example (3.16)
23 R=8.314;//universal gas constant in J/molK
24 P_amb=101.325;//pressure at which the normal boiling
```

```

    point is computed in kPa
25
26 //CALCULATION
27
28 //Step a: Vaporization of n-octane at T_ref
29 T_ref=T_ref+273.15; //conversion of temperature in K
30 //calculation of the enthalpy of vaporization using
    Eq.(7.92) (Clausius-Clayperon equation) in kJ/mol
31 del_hv=((R*log ((Pc*10^5)/(P_amb*10^3)))/((1/NBP)
    -(1/Tc)))*10^-3;
32 P2=P_amb*exp (((del_hv*10^3)/(R))*((1/NBP)-(1/T_ref)
    )); //calculation of the vapour pressure at T_ref
    using Eq.(7.92) (Clausius-Clayperon equation) in
    kPa
33 Tbr=NBP/Tc; //calculation of the reduced normal
    boiling point (no unit)
34 //calculation of the enthalpy of vaporization at the
    normal boiling point using Eq.(7.102) (Riedel's
    correlation) in kJ/mol
35 del_hvn=(1.093*R*Tc*(Tbr*(((log (Pc))-1.013)/(0.930-
    Tbr))))*10^-3;
36 Tr2=T_ref/Tc; //calculation of the reduced
    temperature with reference to T_ref (no unit)
37 //calculation of the enthalpy of vaporization (Step
    a) at T_ref using Eq.(7.101) (Watson's correlation)
    in kJ/mol
38 del_ha=((del_hvn*10^3)*(((1-Tr2)/(1-Tbr))^(0.38)))
    *10^-3;
39 del_sa=(del_ha*10^3)/T_ref; //calculation of the
    entropy change in the conversion from saturated
    liquid to saturated vapour (Step a) at T_ref in J
    /molK
40
41 //Step b: Change from real state of n-octane at T_ref
    and P2 to ideal gas state at the same
    temperature and pressure
42 alpha=(1+(S*(1-sqrt (Tr2))))^2; //calculation of
    alpha so as to compute the Peng-Robinson constant

```

```

(a)
43 a=(0.45724*(R^2)*(Tc^2)*alpha)/(Pc*10^5);//
    calculation of the Peng–Robinson constant using
    Eq.(3.76) in Pa(m^3/mol)^2
44 //Using the Cardan's method to evaluate Z
45 A=(a*P2*10^3)/(R*T_ref)^2;//calculation of A to
    determine alpha,beeta and gaamma by using Eq
    .(3.25)
46 B=(b*P2*10^3)/(R*T_ref);//calculation of B to
    determine alpha,beeta and gaamma by using Eq
    .(3.26)
47 alpha=-1+B;//calculation of alpha for Peng–Robinson
    equation of state using Table (3.2)
48 beeta=A-(2*B)-(3*B^2);//calculation of beeta for
    Peng–Robinson equation of state using Table (3.2)
49 gaamma=- (A*B)+(B^2)+(B^3);//calculation of gaamma
    for Peng–Robinson equation of state using Table
    (3.2)
50 p=beeta-(alpha^2)/3;//calculation of p to determine
    the roots of the cubic equation using Eq.(3.29)
51 q=((2*alpha^3)/27)-((alpha*beeta)/3)+gaamma;//
    calculation of q to determine the roots of the
    cubic equation using Eq.(3.30)
52 D=((q)^2/4)+((p)^3/27);//calculation of D to
    determine the nature of roots using Eq.(3.31)
53
54 if D>0 then
55     Z=((-q/2)+(sqrt(D)))^(1/3)+((-q/2)-(sqrt(D))
        )^(1/3)-(alpha/3);//One real root given
        by Eq.(3.32)
56 else if D==0 then
57     Z1=((-2*(q/2))^(1/3))-(alpha/3);//Three real
        roots and two equal given by Eq.(3.33)
58     Z2=((q/2)^(1/3))-(alpha/3);
59     Z3=((q/2)^(1/3))-(alpha/3);
60     Za=[Z1 Z2 Z3];
61     Z=max(Za);
62 else

```

```

63     theta=acos((-q/2)*(sqrt((-27)/((p)^3))))
        ;//calculation of theta in radians using
        Eq.(3.37)
64     r=sqrt((-p^3)/27); //calculation of r using
        Eq.(3.38)
65     Z1=(2*(r^(1/3))*cos(theta/3))-(alpha/3);
66     Z2=(2*(r^(1/3))*cos((2*pi)+theta/3))-(
        alpha/3); //Three unequal real roots given
        by Eqs.(3.34,3.35 and 3.36)
67     Z3=(2*(r^(1/3))*cos((4*pi)+theta/3))-(
        alpha/3);
68     Za=[Z1 Z2 Z3];
69     Z=max(Za);
70     end
71 end
72 da_dT=(-a*S)/(sqrt(alpha*T_ref*Tc)); //calculation
        of da/dT using Eq.(8.47)
73 //calculation of the enthalpy departure using Eq
        (8.45) in J/mol
74 dep_h=(R*T_ref*(Z-1))+((((T_ref*da_dT)-a)/(2*sqrt
        (2)*b)))*(log((Z+(B*(1+sqrt(2))))/(Z+(B*(1-sqrt
        (2))))));
75 //calculation of the entropy departure using Eq
        (8.46) in J/molK
76 dep_s=(R*log(Z-B))+((1/(2*sqrt(2)*b))*(da_dT)*(log
        ((Z+(B*(1+sqrt(2))))/(Z+(B*(1-sqrt(2))))));
77 del_hb=-dep_h; //calculation of the enthalpy change
        corresponding to Step b in J/mol
78 del_sb=-dep_s; //calculation of the entropy change
        corresponding to Step b in J/molK
79
80 //Step c:Change n-octane in the ideal gas state at
        T_ref and P2 to n-octane in the ideal gas state
        at T and P
81 //Calculation of the enthalpy change corresponding
        to Step c using Eq.(4.25) in kJ/mol
82 del_hc=((Cp(1,:)*(T-T_ref))+(((Cp(2,:))/2)*((T^2)-(
        T_ref^2)))+(((Cp(3,:))/3)*((T^3)-(T_ref^3)))+(((

```

```

      Cp(4,:)/4)*((T^4)-(T_ref^4))-((Cp(5,:))*((1/T)
      -(1/T_ref)))*10^-3;
83 del_sc=((Cp(1,:))*log (T/T_ref))+((Cp(2,:))*(T-T_ref
      ))+(((Cp(3,:))/2)*((T^2)-(T_ref^2)))+(((Cp(4,:))
      /3)*((T^3)-(T_ref^3)))-(((Cp(5,:))/2)*((1/(T^2))
      -(1/(T_ref^2)))))-(R*log ((P*10^6)/(P2*10^3)));//
      calculation of the entropy change corresponding
      to Step c using Eq.(5.43) in J/molK
84
85 //Step d: Change n-octane from the ideal gas state
      to the real state at T and P
86 Z=0.9151;//compressibility factor taken from Example
      (3.16) (no unit)
87 da_dT=(-a*S)/(sqrt (alpha*T*Tc));//calculation of da
      /dT using Eq.(8.47)
88 //calculation of the enthalpy change corresponding
      to Step d using Eq.(8.45) in J/mol
89 del_hd=(R*T*(Z-1))+((((T*da_dT)-a)/(2*sqrt (2)*b))*
      log ((Z+(B*(1+sqrt (2))))/(Z+(B*(1-sqrt (2))))));
90 //calculation of the entropy change corresponding to
      Step d using Eq.(8.46) in J/molK
91 del_sd=(R*log (Z-B))+((1/(2*sqrt (2)*b))*(da_dT)*
      log ((Z+(B*(1+sqrt (2))))/(Z+(B*(1-sqrt (2))))))
      ;
92
93 h=h0+del_ha+(del_hb*10^-3)+del_hc+(del_hd*10^-3);//
      calculation of the enthalpy of n-octane vapour at
      T and P in kJ/mol
94 s=s0+del_sa+del_sb+del_sc+del_sd;//calculation of
      the entropy of n-octane vapour at T and P in J/
      molK
95
96 //OUTPUT
97 mprintf("\n The enthalpy of n-octane vapour at
      427.85K and 0.215MPa using the Peng-Robinson
      equation of state = %f kJ/mol\n",h);
98 mprintf("\n The entropy of n-octane vapour at 427.85
      K and 0.215MPa using the Peng-Robinson equation

```

```
    of state = %f J/mol K\n",s);
99  mprintf(" \n The volume of n-octane vapour at 427.85K
    and 0.215MPa using the Peng-Robinson equation of
    state = %f m^3/mol\n",v)
100
101 //=====END
    OF PROGRAM
    =====

102
103 //DISCLAIMER: THE VOLUME OF n-OCTANE VAPOUR AS
    COMPUTED IN EXAMPLE 3.16 IS  $15.14 \times 10^{-3} \text{ m}^3/\text{mol}$ 
    AND NOT  $15.41 \times 10^{-3} \text{ m}^3/\text{mol}$  AS PRINTED IN THIS
    EXAMPLE IN THE TEXTBOOK.
```

Chapter 9

Multicomponent mixtures

Scilab code Exa 9.1 Partial molar volume

```
1 // Y.V.C.Rao ,1997.Chemical Engineering
   Thermodynamics. Universities Press ,Hyderabad ,India
   .
2
3 //Chapter-9,Example 1,Page 313
4 //Title: Partial molar volume
5 //


---


6 clear
7 clc
8
9 //INPUT
10 per_ethanol=60;//mole percent of ethanol in a
   ethanol-water system
11 per_water=40;//mole percent of water in a ethanol-
   water system
12 v1=57.5*10^-6;//partial molar volume of ethanol in
   the ethanol-water system in m^3
13 rho=849.4;//density of the mixture in kg/m^3
14 M_ethanol=46*10^-3;//molar mass of ethanol in kg/mol
```

```

15 M_water=18*10^-3; //molar mass of ethanol in kg/mol
16
17 //CALCULATION
18 X1=per_ethanol/100; //calculation of the mole
    fraction of ethanol (no unit)
19 X2=per_water/100; //calculation of the mole fraction
    of water (no unit)
20 M=(X1*M_ethanol)+(X2*M_water); //calculation of the
    molar mass of the ethanol-water mixture in kg/mol
21 v=M/rho; //calculation of the molar volume of the
    mixture in m^3/mol
22 v2=(v-(X1*v1))/(X2); //calculation of the partial
    molar volume of water using Eq.(9.10) in m^3/mol
23
24 //OUTPUT
25 mprintf("\n The partial molar volume of water = %f m
    ^3/mol\n",v2);
26
27 //=====END
    OF PROGRAM
    =====

```

Scilab code Exa 9.2 Volumes to be mixed

```

1 // Y.V.C.Rao ,1997.Chemical Engineering
    Thermodynamics.Universities Press ,Hyderabad ,India
    .
2
3 //Chapter -9,Example 2,Page 313
4 //Title: Volumes to be mixed
5 //
    =====
6 clear

```

```

7  clc
8
9  //INPUT
10 V=3;//volume of mixture to be prepared in m3
11 per_ethanol=60;//mole percent of ethanol in a
    ethanol-water system
12 per_water=40;//mole percent of water in a ethanol-
    water system
13 v1=57.5*10-6;//partial molar volume of ethanol in
    the ethanol-water system in m3/mol
14 v2=16*10-6;//partial molar volume of water in the
    ethanol-water system in m3/mol
15 v1_pure=57.9*10-6;//molar volume of pure ethanol in
    m3/mol
16 v2_pure=18*10-6;//molar volume of pure water in m
    3/mol
17
18 //CALCULATION
19 X1=per_ethanol/100;//calculation of the mole
    fraction of ethanol (no unit)
20 X2=per_water/100;//calculation of the mole fraction
    of water (no unit)
21 v=(X1*v1)+(X2*v2);//calculation of the molar volume
    of the solution using Eq.(9.10) in m3/mol
22 N=V/v;//calculation of the mole number of solution
    required in mol
23 N1=N*X1;//calculation of the mole number of ethanol
    in solution in mol
24 N2=N*X2;//calculation of the mole number of water in
    solution in mol
25 V1=N1*v1_pure;//calculation of the volume of pure
    ethanol required in m3
26 V2=N2*v2_pure;//calculation of the volume of pure
    water required in m3
27
28 //OUTPUT
29 fprintf("\n The volume of pure ethanol required = %0
    .3f m3\n",V1);

```

```

30 mprintf(" \n The volume of pure water required = %0.3
    f m^3\n",V2);
31
32 //=====END
    OF PROGRAM
    =====

```

Scilab code Exa 9.3 Fugacity and fugacity coefficient

```

1 // Y.V.C.Rao ,1997.Chemical Engineering
  Thermodynamics. Universities Press ,Hyderabad ,India
  .
2
3 //Chapter -9,Example 3,Page 318
4 //Title: Fugacity and fugacity coefficient
5 //
  =====

6 clear
7 clc
8
9 //INPUT
10 T=427.85; //temperature of n-octane vapour in K
11 P=0.215; //pressure of n-octane vapour in MPa
12 a=3.789; //van der Waals constant in Pa(m^3/mol)^2
13 b=2.37*10^-4; //van der Waals constant in m^3/mol
14 v=15.675*10^-3; //molar volume of n-octane saturated
    vapour taken from Example 3.8 in m^3/mol
15 R=8.314; //universal gas constant in J/molK
16
17 //CALCULATION
18 Z=(P*10^6*v)/(R*T); //calculation of the
    compressibility factor (no unit)
19 //calculation of the fugacity coefficient (f/P)

```

```

    using the expression derived in Example 9.3 (no
    unit)
20 phi=exp (Z-1-log (((P*10^6)*(v-b))/(R*T))-a/(R*T*v))
    ;
21 f=(P*10^6*phi)*10^-6; //calculation of fugacity using
    Eq.(9.37) in MPa
22
23 //OUTPUT
24 mprintf("\n The fugacity coefficient of n-octane
    vapour = %0.2 f \n",phi);
25 mprintf("\n The fugacity of n-octane vapour = %0.4 f
    MPa\n",f);
26
27 //=====END
    OF PROGRAM
    =====

```

Scilab code Exa 9.5 Fugacity and fugacity coefficient from the Lee Kesler data

```

1 // Y.V.C.Rao ,1997.Chemical Engineering
    Thermodynamics.Universities Press ,Hyderabad ,India
    .
2
3 //Chapter-9,Example 5,Page 322
4 //Title: Fugacity and fugacity coefficient from the
    Lee-Kesler data
5 //
    =====

6 clear
7 clc
8
9 //INPUT

```

```

10 T=427.85; //temperature of n-octane vapour in K
11 P=0.215; //pressure of n-octane vapour in MPa
12 Tc=569.4; //critical temperature of n-octane in K
13 Pc=24.97; //critical pressure of n-octane in bar
14 w=0.398; //acentric factor (no unit)
15
16 //CALCULATION
17 Tr=T/Tc; //calculation of reduced temperature (no
    unit)
18 Pr=(P*10^6)/(Pc*10^5); //calculation of reduced
    pressure (no unit)
19 log_phi0=-0.032; //value of log_phi0 taken from
    Figure(9.2) (no unit)
20 log_phi1=-0.025; //value of log_phi1 taken from
    Figure(9.4) (no unit)
21 phi=10^(log_phi0+(w*log_phi1)); //calculation of the
    fugacity coefficient using Eq.(9.54) (no unit)
22 f=P*phi; //calculation of the fugacity using Eq
    .(9.37) in MPa
23
24 //OUTPUT
25 mprintf("\n The fugacity coefficient of n-octane
    vapour = %f \n",phi);
26 mprintf("\n The fugacity of n-octane vapour = %f MPa
    \n",f);
27
28 //=====END
    OF PROGRAM
    =====
29
30 // DISCLAIMER: THE VALUE OF FUGACITY COEFFICIENT AS
    CALCULATED IN THE TEXTBOOK UPON TAKING THE
    ANTILOG IS WRONG. THE ANTILOG OF -0.042 IS A
    VALUE LESS THAN 1. THIS HAS BEEN CORRECTED
    ACCORDINGLY IN THIS PROGRAM AND THE VALUE OF
    FUGACITY COEFFICIENT AND FUGACITY HAVE BEEN
    COMPUTED.

```

Scilab code Exa 9.6 Fugacity and fugacity coefficient using the virial coefficient correlation

```
1 // Y.V.C.Rao ,1997.Chemical Engineering
   Thermodynamics.Universities Press ,Hyderabad ,India
2
3 //Chapter –9,Example 6,Page 327
4 //Title: Fugacity and fugacity coefficient using the
   virial coefficient correlation
5 //
6 clear
7 clc
8
9 //INPUT
10 T=339.7; //temperature of ethylene in K
11 P=1; //pressure of ethylene in bar
12 Tc=283.1; //critical temperature of ethylene in K
13 Pc=51.17; //critical pressure of ethylene in bar
14 w=0.089; //acentric factor (no unit)
15
16 //CALCULATION
17 Tr=T/Tc; //calculation of reduced temperature (no
   unit)
18 Pr=P/Pc; //calculation of reduced pressure (no unit)
19 B0=0.083-(0.422/(Tr^1.6)); //calculation of B0 using
   Eq.(3.95) so as to compute fugacity coefficient
   using Eq.(9.58)
20 B1=0.139-(0.172/(Tr^4.2)); //calculation of B1 using
   Eq.(3.96) so as to compute fugacity coefficient
   using Eq.(9.58)
21 phi=exp ((B0+(w*B1))*(Pr/Tr)); //calculation of the
```

```

    fugacity coefficient using Eq.(9.58) (no unit)
22 f=P*phi;//calculation of the fugacity using Eq
    .(9.37) in bar
23
24 //OUTPUT
25 mprintf("\n The fugacity coefficient of ethylene =
    %0.4 f \n",phi);
26 mprintf("\n The fugacity of ethylene = %0.4 f bar\n",
    f);
27
28 //=====END
    OF PROGRAM
=====

```

Scilab code Exa 9.7 Second virial coefficient

```

1 // Y.V.C.Rao ,1997.Chemical Engineering
    Thermodynamics.Universities Press ,Hyderabad ,India
    .
2
3 //Chapter -9,Example 7,Page 330
4 //Title: Second virial coefficient
5 //
=====
6 clear
7 clc
8
9 //INPUT
10 T=600;//temperature of the equimolar n-butane and n-
    octane mixture in K
11 Tc=[425.2;569.4];//critical temperature of n-butane
    and n-octane in K
12 Pc=[37.97;24.97];//critical pressure of n-butane and

```



```

n-octane in bar
13 vc=[255.0*10^-6;486.0*10^-6]; //critical molar volume
    of n-butane and n-octane in m^3/mol
14 Zc=[0.274;0.256]; //compressibility factor of n-
    butane and n-octane corresponding to Tc,Pc (no
    unit)
15 w=[0.199;0.398]; //acentric factor of n-butane and n-
    octane (no unit)
16 R=8.314; //universal gas constant in J/molK
17
18 //CALCULATION
19 //For convenience, n-butane is taken as 1 and n-
    octane as 2
20 y1=0.5; //mole fraction of n-butane in the equimolar
    mixture
21 y2=0.5; //mole fraction of n-octane in the equimolar
    mixture
22 K_12=1-(((8*((vc(1,:)*vc(2,:))^(1/2))))/(((vc(1,:))
    ^ (1/3))+((vc(2,:))^(1/3)))^3)); //calculation of
    the binary interaction parameter using Eq.(9.94)
23 Tc_12=(((Tc(1,:))*(Tc(2,:)))^(1/2))*(1-K_12); //
    calculation of Tc_ij using Eq.(9.89) in K
24 w_12=(w(1,:)+w(2,:))/2; //calculation of w_ij using
    Eq.(9.92) (no unit)
25 Zc_12=(Zc(1,:)+Zc(2,:))/2; //calculation of Zc_ij
    using Eq.(9.91) (no unit)
26 vc_12=(((vc(1,:))^(1/3))+((vc(2,:))^(1/3)))/2)^3; //
    calculation of vc_ij using Eq.(9.90) in m^3/mol
27 Pc_12=((Zc_12*R*Tc_12)/vc_12)*10^-6; //calculation of
    Pc_ij using Eq.(9.93) in MPa
28 Tr_12=T/Tc_12; //calculation of reduced temperature
    for computing the mixture interaction virial
    coefficient (no unit)
29 B_12_0=0.083-(0.422/(Tr_12^(1.6))); //calculation of
    B_ij0 using Eq.(9.87)
30 B_12_1=0.139-(0.172/(Tr_12^(4.2))); //calculation of
    B_ij1 using Eq.(9.88)
31 B_12=((R*Tc_12)/(Pc_12*10^6))*(B_12_0+(w_12*B_12_1))

```

```

        ;//calculation of the mixture interaction virial
        coefficient using Eq.(9.86) in m^3/mol
32 Tr1=T/Tc(1,:); //calculation of reduced temperature
        of n-butane (no unit)
33 B_11_0=0.083-(0.422/(Tr1^(1.6))); //calculation of
        B_i0 for the pure component (n-butane) using Eq
        .(9.87)
34 B_11_1=0.139-(0.172/(Tr1^(4.2))); //calculation of
        B_i1 for the pure component (n-butane) using Eq
        .(9.88)
35 B_11=((R*Tc(1,:))/(Pc(1,:)*10^5))*(B_11_0+(w(1,:)*
        B_11_1)); //calculation of the pure component (n-
        butane) second virial coefficient using Eq.(9.86)
        in m^3/mol
36 Tr2=T/Tc(2,:); //calculation of reduced temperature
        of n-octane (no unit)
37 B_22_0=0.083-(0.422/(Tr2^(1.6))); //calculation of
        B_i0 for the pure component (n-octane) using Eq
        .(9.87)
38 B_22_1=0.139-(0.172/(Tr2^(4.2))); //calculation of
        B_i1 for the pure component (n-octane) using Eq
        .(9.88)
39 B_22=((R*Tc(2,:))/(Pc(2,:)*10^5))*(B_22_0+(w(2,:)*
        B_22_1)); //calculation of the pure component (n-
        octane) second virial coefficient using Eq.(9.86)
        in m^3/mol
40 Bm=((y1^2)*B_11)+((2*y1*y2)*B_12)+((y2^2)*B_22); //
        calculation of the second virial coefficient
        using Eq.(9.85) in m^3/mol
41
42 //OUTPUT
43 mprintf(" \n The second virial coefficient for an
        equimolar mixture of n-butane and n-octane at 600
        K = %f m^3/mol\n", Bm);
44
45 //=====END
        OF PROGRAM
        =====

```

Scilab code Exa 9.8 van der Waals constants

```
1 // Y.V.C.Rao ,1997.Chemical Engineering
   Thermodynamics.Universities Press ,Hyderabad ,India
2
3 //Chapter-9,Example 8,Page 331
4 //Title: van der Waals constants
5 //
6 clear
7 clc
8
9 //INPUT
10 a=[1.3874;3.7890]; //van der Waals constant of n-
   butane and n-octane in Pa(m^3/mol)^2
11 b=[0.1163*10^-3;0.237*10^-3]; //van der Waals
   constant of n-butane and n-octane in m^3/mol
12
13 //CALCULATION
14 //For convenience , n-butane is taken as 1 and n-
   octane as 2
15 //Set K_ij=0 in Eq.(9.64) to compute the van der
   Waals constant (a_m) for an equimolar mixture of
   n-butane and n-octane
16 y1=0.5; //mole fraction of n-butane in the equimolar
   mixture
17 y2=0.5; //mole fraction of n-octane in the equimolar
   mixture
18 a_m=((y1^2)*a(1,:))+((2*y1*y2)*sqrt (a(1,:)*a(2,:)))
   +((y2^2)*a(2,:)); //calculation of the van der
   Waals constant (a_m) using Eq.(9.64) in Pa(m^3/
```

```

    mol)^2
19 b_m=(y1*b(1,:)+(y2*b(2,:)); // calculation of the van
    der Waals constant (b_m) using Eq.(9.65) in m^3/
    mol
20
21 //OUTPUT
22 mprintf("\n The van der Waals constant for an
    equimolar mixture of n-butane and n-octane , a_m =
    %0.4 f Pa(m^3/mol)^2\n",a_m);
23 mprintf("\n The van der Waals constant for an
    equimolar mixture of n-butane and n-octane , b_m =
    %f m^3/mol\n",b_m);
24
25 //=====END
    OF PROGRAM
    =====

```

Scilab code Exa 9.9 Molar volume of an equimolar mixture

```

1 // Y.V.C.Rao ,1997.Chemical Engineering
    Thermodynamics.Universities Press ,Hyderabad ,India
    .
2
3 //Chapter -9,Example 9,Page 333
4 //Title: Molar volume of an equimolar mixture
5 //
    =====

6 clear
7 clc
8
9 //INPUT
10 T=600; //temperature of the equimolar n-butane and n-
    octane mixture in K

```

```

11 P=16; //pressure of the equimolar n-butane and n-
    octane mixture in bar
12 Tc=[425.2;569.4]; //critical temperature of n-butane
    and n-octane in K
13 Pc=[37.97;24.97]; //critical pressure of n-butane and
    n-octane in bar
14 R=8.314; //universal gas constant in J/molK
15
16 //CALCULATION
17 //Calculation by Amagat's law of additive volumes
18 //For convenience, n-butane is taken as 1 and n-
    octane as 2
19 y1=0.5; //mole fraction of n-butane in the equimolar
    mixture
20 y2=0.5; //mole fraction of n-octane in the equimolar
    mixture
21 Tr1=T/Tc(1,:); //calculation of reduced temperature
    of n-butane (no unit)
22 Pr1=P/Pc(1,:); //calculation of reduced pressure of n
    -butane (no unit)
23 Z1_0=0.95; //value of Z1_0 taken from the generalized
    compressibility chart, Figure(3.11)
    corresponding to Tr1 and Pr1 (no unit)
24 Tr2=T/Tc(2,:); //calculation of reduced temperature
    of n-octane (no unit)
25 Pr2=P/Pc(2,:); //calculation of reduced pressure of n
    -octane (no unit)
26 Z2_0=0.785; //value of Z2_0 taken from the
    generalized compressibility chart, Figure(3.11)
    corresponding to Tr2 and Pr2 (no unit)
27 //Part a: Using the Amagat's law of additive volumes
28 Zm=(y1*Z1_0)+(y2*Z2_0); //calculation of the
    compressibility of the mixture using Eq.(9.96) (
    no unit)
29 vm=(Zm*R*T)/(P*10^5); //calculation of the molar
    volume of the equimolar mixture in m^3/mol
30
31 //Calculation by Dalton's law of additive pressures

```

```

32 //The compressibility factors for the pure
    components are to be evaluated at the mixture
    temperature and pure component pressure in Dalton
    's law of additive pressures. As the pure
    component pressures are not known, they are
    assumed to be equal to the partial pressure
33 P1=y1*P;//pure component pressure in bar
34 P2=y2*P;//pure component pressure in bar
35 Pr1=P1/Pc(1,:);//calculation of reduced pressure of
    n-butane (no unit)
36 Pr2=P2/Pc(2,:);//calculation of reduced pressure of
    n-octane (no unit)
37 Z1_0=0.97;//value of Z1_0 taken from the generalized
    compressibility chart , Figure(3.11)
    corresponding to Tr1 and Pr1 (no unit)
38 Z2_0=0.91;//value of Z2_0 taken from the generalized
    compressibility chart , Figure(3.11)
    corresponding to Tr2 and Pr2 (no unit)
39 Zm=(y1*Z1_0)+(y2*Z2_0);//calculation of the
    compressibility of the mixture using Eq.(9.96) (
    no unit)
40 vm_dalton=(Zm*R*T)/(P*10^5);//calculation of the
    molar volume of the equimolar mixture in m^3/mol
41 //Recalculation of P1 and P2 to verify the initial
    assumption
42 P1=((Z1_0*y1*R*T)/(vm_dalton))*10^-2;//P1
    recalculated in bar
43 P2=((Z2_0*y2*R*T)/(vm_dalton))*10^-2;//P2
    recalculated in bar
44 Pr1=P1/Pc(1,:);//recalculation of reduced pressure
    of n-butane (no unit)
45 Pr2=P2/Pc(2,:);//recalculation of reduced pressure
    of n-octane (no unit)
46 Z1_0_new=0.97;//value of Z1_0_new taken from the
    generalized compressibility chart , Figure(3.11)
    corresponding to Tr1 and Pr1 (no unit)
47 Z2_0_new=0.91;//value of Z2_0_new taken from the
    generalized compressibility chart , Figure(3.11)

```

```

        corresponding to Tr2 and Pr2 (no unit)
48 if Z1_0_new==Z1_0 & Z2_0_new==Z2_0 then
49     vm_new=vm_dalton;//molar volume of the equimolar
        mixture in m^3/mol
50 else
51     Zm=(y1*Z1_0_new)+(y2*Z2_0_new);//calculation of
        the compressibility of the mixture using Eq
        .(9.96) (no unit)
52     vm_new=(Zm*R*T)/(P*10^5);//calculation of the
        molar volume of the equimolar mixture in m^3/
        mol
53 end
54
55 //OUTPUT
56 mprintf("\n The molar volume of an equimolar mixture
        of n-butane and n-octane found using the Amagats
        law of additive volumes = %0.4e m^3/mol\n",vm);
57 mprintf("\n The molar volume of an equimolar mixture
        of n-butane and n-octane found using the Daltons
        law of additive pressures = %0.2e m^3/mol\n",
        vm_new);
58
59 //=====END
        OF PROGRAM
        =====

```

Scilab code Exa 9.10 Molar volume of an equimolar mixture using pseudocritical properties

```

1 // Y.V.C.Rao ,1997. Chemical Engineering
    Thermodynamics. Universities Press ,Hyderabad ,India
    .
2
3 // Chapter –9, Example 10, Page 334

```

```

4 //Title: Molar volume of an equimolar mixture using
   pseudocritical properties
5 //

```

```

6 clear
7 clc
8
9 //INPUT
10 T=600;//temperature of the equimolar n-butane and n-
    octane mixture in K
11 P=16;//pressure of the equimolar n-butane and n-
    octane mixture in bar
12 Tc=[425.2;569.4];//critical temperature of n-butane
    and n-octane in K
13 Pc=[37.97;24.97];//critical pressure of n-butane and
    n-octane in bar
14 R=8.314;//universal gas constant in J/molK
15
16 //CALCULATION
17 //For convenience, n-butane is taken as 1 and n-
    octane as 2
18 y1=0.5;//mole fraction of n-butane in the equimolar
    mixture
19 y2=0.5;//mole fraction of n-octane in the equimolar
    mixture
20 Tcm=(y1*Tc(1,:))+(y2*Tc(2,:));//calculation of
    pseudocritical temperature of mixture using Eq
    (9.100) in K
21 Pcm=(y1*Pc(1,:))+(y2*Pc(2,:));//calculation of
    pseudocritical pressure of mixture using Eq
    (9.101) in bar
22 Trm=T/Tcm;//calculation of pseudoreduced temperature
    of the mixture using Eq.(9.102) (no unit)
23 Prm=P/Pcm;//calculation of pseudoreduced pressure of
    the mixture using Eq.(9.103) (no unit)
24 Zm0=0.9;//value of Zm0 is taken from the generalized
    compressibility chart, Figure(3.11)

```



```

    corresponding to Trm and Prm (no unit)
25  vm=(Zm0*R*T)/(P*10^5); //calculation of the molar
    volume of the equimolar mixture in m^3/mol
26
27  //OUTPUT
28  mprintf("\n The molar volume of an equimolar mixture
    of n-butane and n-octane using the
    pseudocritical properties estimated through Kays
    rule = %0.2e m^3/mol\n",vm);
29
30  //=====END
    OF PROGRAM
    =====

```

Scilab code Exa 9.11 Molar volume of mixture using Prausnitz Gunn rule

```

1  // Y.V.C.Rao ,1997.Chemical Engineering
    Thermodynamics. Universities Press ,Hyderabad ,India
    .
2
3  //Chapter -9,Example 11,Page 335
4  //Title: Molar volume of mixture using Prausnitz-
    Gunn rule
5  //
    =====

6  clear
7  clc
8
9  //INPUT
10 T=600; //temperature of the equimolar n-butane and n-
    octane mixture in K
11 P=16; //pressure of the equimolar n-butane and n-
    octane mixture in bar

```

```

12 Tc=[425.2;569.4]; //critical temperature of n-butane
    and n-octane in K
13 Pc=[37.97;24.97]; //critical pressure of n-butane and
    n-octane in bar
14 vc=[255.0*10^-6;486.0*10^-6]; //critical molar volume
    of n-butane and n-octane in m^3/mol
15 Zc=[0.274;0.256]; //compressibility factor of n-
    butane and n-octane corresponding to Tc,Pc (no
    unit)
16 R=8.314; //universal gas constant in J/molK
17
18 //CALCULATION
19 //For convenience, n-butane is taken as 1 and n-
    octane as 2
20 y1=0.5; //mole fraction of n-butane in the equimolar
    mixture
21 y2=0.5; //mole fraction of n-octane in the equimolar
    mixture
22 Tcm=(y1*Tc(1,:))+(y2*Tc(2,:)); //calculation of
    pseudocritical temperature of mixture using Eq
    .(9.104) in K
23 Pcm=((R*((y1*Zc(1,:))+(y2*Zc(2,:)))*Tcm)/((y1*vc
    (1,:))+(y2*vc(2,:))))*10^-5; //calculation of the
    pseudocritical pressure of mixture using Eq
    .(9.105) in bar
24 Trm=T/Tcm; //calculation of pseudoreduced temperature
    using Eq.(9.102) (no unit)
25 Prm=P/Pcm; //calculation of pseudoreduced pressure
    using Eq.(9.103) (no unit)
26 Zm0=0.89; //value of Zm0 is taken from the
    generalized compressibility chart, Figure(3.11)
    corresponding to Trm and Prm (no unit)
27 vm=(Zm0*R*T)/(P*10^5); //calculation of the molar
    volume of the equimolar mixture in m^3/mol
28
29 //OUTPUT
30 mprintf("\n The molar volume of an equimolar mixture
    of n-butane and n-octane at 600K and 16bar

```

```

    estimated using the Prausnitz–Gunn rule = %0.2e m
    ^3/mol\n”,vm);
31
32 //=====END
    OF PROGRAM
=====

```

Scilab code Exa 9.12 Molar volume of mixture using van der Waals equation of state

```

1 // Y.V.C.Rao ,1997.Chemical Engineering
    Thermodynamics.Universities Press ,Hyderabad ,India
    .
2
3 //Chapter–9,Example 12,Page 335
4 //Title: Molar volume of mixture using van der Waals
    equation of state
5 //
=====

6 clear
7 clc
8
9 //INPUT
10 T=600;//temperature of the equimolar n–butane and n–
    octane mixture in K
11 P=16;//pressure of the equimolar n–butane and n–
    octane mixture in bar
12 a_m=2.4405;//van der Waals constant for the mixture
    as determined in Example 9.8 in Pa(m^3/mol)^2
13 b_m=0.1767*10^-3;//van der Waals constant for the
    mixture as determined in Example 9.8 in m^3/mol
14 R=8.314;//universal gas constant in J/molK
15

```

```

16 //CALCULATION
17 //The problem is solved by using the Cardan's method
18 A=(a_m*P*10^5)/(R*T)^2;//calculation of A to
    determine alpha, beeta and gaamma by using Eq
    .(3.25)
19 B=(b_m*P*10^5)/(R*T);//calculation of B to determine
    alpha, beeta and gaamma by using Eq.(3.26)
20 alpha=-1-B;//calculation of alpha for van der Waals
    equation of state using Table (3.2)
21 beeta=A;//calculation of beeta for van der Waals
    equation of state using Table (3.2)
22 gaamma=-A*B;//calculation of gaamma for van der
    Waals equation of state using Table (3.2)
23 p=beeta-((alpha^2)/3);//calculation of p to
    determine the roots of the cubic equaton using Eq
    .(3.29)
24 q=((2*alpha^3)/27)-((alpha*beeta)/3)+gaamma;//
    calculation of q to determine the roots of the
    cubic equaton using Eq.(3.30)
25 D=(((q)^2)/4)+(((p)^3)/27);//calculation of D to
    determine the nature of roots using Eq.(3.31)
26
27 if D>0 then
28     Z=(((-(q)/2)+(sqrt(D)))^(1/3))+(((-(q)/2)-(
        sqrt(D)))^(1/3))-alpha/3;//One real
        root given by Eq.(3.32)
29 else if D==0 then
30     Z1=((-2*(q/2))^(1/3))-alpha/3;//Three real
        roots and two equal given by Eq.(3.33)
31     Z2=((q/2)^(1/3))-alpha/3;
32     Z3=((q/2)^(1/3))-alpha/3;
33     Za=[Z1 Z2 Z3];
34     Z=max(Za);
35 else
36     r=sqrt((-p^3)/27);//calculation of r using
        Eq.(3.38)
37     theta=acos(-(q/2)*(1/r));//calculation of
        theta in radians using Eq.(3.37)

```

```

38     Z1=(2*(r^(1/3))*cos(theta/3))-(alpha/3);
39     Z2=(2*(r^(1/3))*cos(((2*%pi)+theta)/3))-(
        alpha/3);//Three unequal real roots given
        by Eqs.(3.34,3.35 and 3.36)
40     Z3=(2*(r^(1/3))*cos(((4*%pi)+theta)/3))-(
        alpha/3);
41     Za=[Z1 Z2 Z3];
42     Z=max(Za);
43     end
44 end
45 vm=(Z*R*T)/(P*10^5);//calculation of the molar
        volume of the equimolar mixture in m^3/mol
46
47 //OUTPUT
48 mprintf("\n The molar volume of an equimolar mixture
        of n-butane and n-octane at 600K and 16bar found
        using the van der Waals equation of state = %e m
        ^3/mol\n",vm);
49
50 //=====END
        OF PROGRAM
        =====

51 // DISCLAIMER: VALUE OF Z COMPUTED IN PROGRAM IS NOT
        AS THAT REPORTED IN THE TEXTBOOK. HOWEVER,
        VALUES OF ALL OTHER PERTINENT VARIABLES A, B,
        alpha, beeta, p, q etc. AGREE WELL WITH THE
        TEXTBOOK ANSWER. COMPUTATION WAS ALSO VERIFIED
        MANUALLY AND GAVE THE ANSWER AS COMPUTED IN
        PROGRAM. ONE POSSIBLE REASON FOR DEVIATION COULD
        BE ROUND OFF ERROR.

```

Scilab code Exa 9.13 Molar volume of mixture using the generalized virial coefficient correlation

```

1 // Y.V.C.Rao ,1997.Chemical Engineering
   Thermodynamics.Universities Press ,Hyderabad ,India
2
3 //Chapter-9,Example 13,Page 336
4 //Title: Molar volume of mixture using the
   generalized virial coefficient correlation
5 //

```

```

6 clear
7 clc
8
9 //INPUT
10 T=600;//temperature of the equimolar n-butane and n-
   octane mixture in K
11 P=16;//pressure of the equimolar n-butane and n-
   octane mixture in bar
12 Bm=-309*10^-6;//second virial coefficient for the
   mixture taken from Example(9.7) in m^3/mol
13 R=8.314;//universal gas constant in J/molK
14
15 //CALCULATION
16 Zm=1+((Bm*P*10^5)/(R*T));//calculation of the
   compressibility factor for the mixture (no unit)
17 vm=(Zm*R*T)/(P*10^5);//calculation of the molar
   volume of the equimolar mixture in m^3/mol
18
19 //OUTPUT
20 mprintf("\n The molar volume of an equimolar mixture
   of n-butane and n-octane found using the
   generalized virial coefficient correlation = %0.4
   e m^3/mol\n",vm);
21
22 //=====END
   OF PROGRAM

```

Scilab code Exa 9.14 Enthalpy and entropy departure

```
1 // Y.V.C.Rao ,1997.Chemical Engineering
   Thermodynamics.Universities Press ,Hyderabad ,India
2
3 //Chapter -9,Example 14,Page 337
4 //Title: Enthalpy and entropy departure
5 //
6 clear
7 clc
8
9 //INPUT
10 T=600;//temperature of the equimolar n-butane and n-
    octane mixture in K
11 P=16;//pressure of the equimolar n-butane and n-
    octane mixture in bar
12 am=2.4405;//van der Waals constant for the mixture
    taken from Example 9.8 in Pa(m^3/mol)^2
13 bm=0.1767*10^-3;//van der Waals constant for the
    mixture taken from Example 9.8 in m^3/mol
14 vm=2.8933*10^-3;//molar volume of the mixture taken
    from Example 9.12 in m^3/mol
15 R=8.314;//universal gas constant in J/molK
16
17 //CALCULATION
18 dep_h=((P*10^5*vm)-(R*T)-(am/vm))*10^-3;//
    calculation of the enthalpy departure using
    Example(8.1) in kJ/mol
19 dep_s=R*(log ((P*10^5*(vm-bm))/(R*T)));//calculation
    of the entropy departure using Example(8.1) in J
    /molK
```

```

20
21 //OUTPUT
22 mprintf("\n The enthalpy departure of an equimolar
    mixture of n-butane and n-octane = %0.3f kJ/mol\n
    ",dep_h);
23 mprintf("\n The entropy departure of an equimolar
    mixture of n-butane and n-octane = %0.3f J/mol K\n
    n",dep_s);
24
25 //=====END
    OF PROGRAM
    =====

```

Scilab code Exa 9.15 Enthalpy and entropy departure using the generalized compressibility factor correlation

```

1 // Y.V.C.Rao ,1997.Chemical Engineering
    Thermodynamics. Universities Press ,Hyderabad ,India
    .
2
3 //Chapter -9,Example 15,Page 338
4 //Title: Enthalpy and entropy departure using the
    generalized compressibility factor correlation
5 //
    =====

6 clear
7 clc
8
9 //INPUT
10 T=600;//temperature of the equimolar n-butane and n-
    octane mixture in K
11 P=16;//pressure of the equimolar n-butane and n-
    octane mixture in bar

```



```

12 Tcm=497.3; //pseudocritical temperature of mixture
    taken from Example(9.10) in K
13 Pcm=31.47; //pseudocritical pressure of mixture taken
    from Example(9.10) in bar
14 Trm=1.21; //pseudoreduced temperature of the mixture
    taken from Example(9.10) (no unit)
15 Prm=0.51; //pseudoreduced pressure of the mixture
    taken from Example(9.10) (no unit)
16 w_butane=0.199; //acentric factor for n-butane (no
    unit)
17 w_octane=0.398; //acentric factor for n-octane (no
    unit)
18 R=8.314; //universal gas constant in J/molK
19
20 //CALCULATION
21 //For convenience, n-butane is taken as 1 and n-
    octane as 2
22 y1=0.5; //mole fraction of n-butane in the equimolar
    mixture
23 y2=0.5; //mole fraction of n-octane in the equimolar
    mixture
24 wm=(y1*w_butane)+(y2*w_octane); //calculation of the
    acentric factor for the mixture (no unit)
25 del_h0=0.380; //value of ((h0-h)/RTcm)_0 read from
    Fig.(8.6) corresponding to Prm and Trm (no unit)
26 del_h1=0.188; //value of ((h0-h)/RTcm)_1 read from
    Fig.(8.8) corresponding to Prm and Trm (no unit)
27 del_s0=0.22; //value of ((s0-s)/R)_0 read from Fig
    .(8.10) corresponding to Prm and Trm (no unit)
28 del_s1=0.18; //value of ((s0-s)/R)_1 read from Fig
    .(8.12) corresponding to Prm and Trm (no unit)
29 dep_h=((R*Tcm)*(del_h0+(wm*del_h1)))*10^-3; //
    calculation of the enthalpy departure using Eq
    .(8.62) in kJ/mol
30 dep_s=(R)*(del_s0+(wm*del_s1)); //calculation of the
    entropy departure using Eq.(8.65) in J/molK
31
32 //OUTPUT

```

```

33 mprintf(" \n The enthalpy departure of an equimolar
    mixture of n-butane and n-octane using the
    generalized compressibility factor correlation =
    %0.3f kJ/mol\n",dep_h);
34 mprintf(" \n The entropy departure of an equimolar
    mixture of n-butane and n-octane using the
    generalized compressibility factor correlation =
    %f J/mol K\n",dep_s);
35
36 //=====END
    OF PROGRAM
    =====

```

Scilab code Exa 9.16 Enthalpy and entropy departure using the virial coefficient correlation

```

1 // Y.V.C.Rao ,1997.Chemical Engineering
    Thermodynamics. Universities Press ,Hyderabad ,India
    .
2
3 //Chapter -9,Example 16,Page 339
4 //Title: Enthalpy and entropy departure using the
    virial coefficient correlation
5 //
    =====

6 clear
7 clc
8
9 //INPUT
10 T=600; //temperature of the equimolar n-butane and n-
    octane mixture in K
11 P=16; //pressure of the equimolar n-butane and n-
    octane mixture in bar

```

```

12 Tc=[425.2;569.4]; //critical temperature of n-butane
    and n-octane in K
13 Pc=[37.97;24.97]; //critical pressure of n-butane and
    n-octane in bar
14 w=[0.199;0.398]; //acentric factor of n-butane and n-
    octane (no unit)
15 Tr1=1.411; //reduced temperature of n-butane (no unit
    ) taken from Example (9.7)
16 Tr2=1.054; //reduced temperature of n-octane (no unit
    ) taken from Example (9.7)
17 Tr_12=1.24; //reduced temperature for computing the
    mixture interaction virial coefficient (no unit)
    taken from Example(9.7)
18 Pc_12=2.978; //Pc_ij in MPa taken from Example(9.7)
19 Tc_12=483.9; //Tc_ij in K taken from Example(9.7)
20 w_12=0.2985; // w_ij (no unit) taken from Example
    (9.7)
21 Bm=-309*10^-6; //second virial coefficient in m^3/mol
    taken from Example (9.7)
22 R=8.314; //universal gas constant in J/molK
23
24 //CALCULATION
25 //For convenience, n-butane is taken as 1 and n-
    octane as 2
26 y1=0.5; //mole fraction of n-butane in the equimolar
    mixture
27 y2=0.5; //mole fraction of n-octane in the equimolar
    mixture
28 dB0_dTr1=0.675/(Tr1^2.6); //calculation of dBij0/
    dTrij using Eq.(8.73) (no unit)
29 dB0_dTr2=0.675/(Tr2^2.6); //calculation of dBij0/
    dTrij using Eq.(8.73) (no unit)
30 dB1_dTr1=0.722/(Tr1^5.2); //calculation of dBij1/
    dTrij using Eq.(8.74) (no unit)
31 dB1_dTr2=0.722/(Tr2^5.2); //calculation of dBij1/
    dTrij using Eq.(8.74) (no unit)
32 dB0_dTr12=0.675/(Tr_12^2.6); //calculation of dBij0/
    dTrij using Eq.(9.114) (no unit)

```

```

33 dB1_dTr12=0.722/(Tr_12^5.2); // calculation of dBij1/
    dTrij using Eq.(9.115) (no unit)
34 dB1_dT=(R/(Pc(1,:)*10^5))*((dB0_dTr1)+(w(1,:)*(
    dB1_dTr1))); // calculation of dBij/dT using Eq
    .(9.112) (m^3/molK)
35 dB2_dT=(R/(Pc(2,:)*10^5))*((dB0_dTr2)+(w(2,:)*(
    dB1_dTr2))); // calculation of dBij/dT using Eq
    .(9.112) (m^3/molK)
36 dB12_dT=(R/(Pc_12*10^6))*((dB0_dTr12)+(w_12*(
    dB1_dTr12))); // calculation of dBij/dT using Eq
    .(9.112) (m^3/molK)
37 dBm_dT=((y1^2)*(dB1_dT))+((2*y1*y2)*(dB12_dT))+((y2
    ^2)*(dB2_dT)); // calculation of dBm/dT using Eq
    .(9.110) (m^3/molK)
38 dep_h=((Bm-(T*dBm_dT))*P*10^5)*10^-3; // calculation
    of enthalpy departure using Eq.(8.69) in kJ/mol
39 dep_s=-P*10^5*(dBm_dT); // calculation of entropy
    departure using Eq.(8.70) in J/molK
40
41 //OUTPUT
42 mprintf("\n The enthalpy departure of an equimolar
    mixture of n-butane and n-octane using the virial
    coefficient correlation = %f kJ/mol\n",dep_h);
43 mprintf("\n The entropy departure of an equimolar
    mixture of n-butane and n-octane using the virial
    coefficient correlation = %0.3f J/mol K\n",dep_s
    );
44
45 //=====END
    OF PROGRAM
    =====

```

Scilab code Exa 9.17 Fugacity and fugacity coefficient using van der Waals equation of state

```

1 // Y.V.C.Rao ,1997.Chemical Engineering
   Thermodynamics.Universities Press ,Hyderabad ,India
2
3 //Chapter-9,Example 17,Page 340
4 //Title: Fugacity and fugacity coefficient using van
   der Waals equation of state
5 //

```

```

6 clear
7 clc
8
9 //INPUT
10 T=600;//temperature of the equimolar n-butane and n-
   octane mixture in K
11 P=16;//pressure of the equimolar n-butane and n-
   octane mixture in bar
12 a_m=2.4405;//van der Waals constant (a_m) in Pa(m^3/
   mol)^2 taken from Example(9.8)
13 b_m=0.1767*10^-3;//van der Waals constant (b_m) in m
   ^3/mol taken from Example(9.8)
14 Z=0.928;//compressibility factor taken from Example
   (9.12)
15 vm=2.8933*10^-3;//molar volume of the equimolar
   mixture in m^3/mol taken from Example(9.12)
16 R=8.314;//universal gas constant in J/molK
17
18 //CALCULATION
19 phi=exp (Z-1-log ((P*10^5*(vm-b_m))/(R*T))-(a_m/(R*T
   *vm)));//calculation of the fugacity coefficient
   (f/P) using the expression derived in Example 9.3
   (no unit)
20 f=phi*P;//calculation of fugacity using Eq.(9.37) in
   bar
21
22
23 //OUTPUT

```

```

24 mprintf("\\n The fugacity coefficient of an equimolar
      mixture of n-butane and n-octane using the van
      der Waals equation of state = %0.4f \\n",phi);
25 mprintf("\\n The fugacity of an equimolar mixture of
      n-butane and n-octane using the van der Waals
      equation of state = %0.2f bar\\n",f);
26
27 //=====END
      OF PROGRAM
      =====

```

Scilab code Exa 9.18 Fugacity and fugacity coefficient using the pseudo-critical constants method

```

1 // Y.V.C.Rao ,1997.Chemical Engineering
  Thermodynamics.Universities Press ,Hyderabad ,India
  .
2
3 //Chapter -9,Example 18,Page 341
4 //Title: Fugacity and fugacity coefficient using the
  pseudocritical constants method
5 //
  =====

6 clear
7 clc
8
9 //INPUT
10 T=600;//temperature of the equimolar n-butane and n-
    octane mixture in K
11 P=16;//pressure of the equimolar n-butane and n-
    octane mixture in bar
12 Tcm=497.3;//pseudocritical temperature of mixture in
    K taken from Example(9.10)

```

```

13 Pcm=31.47; //pseudocritical pressure of mixture in
    bar taken from Example(9.10)
14 Trm=1.21; //pseudoreduced temperature of the mixture
    (no unit) taken from Example(9.10)
15 Prm=0.51; //pseudoreduced pressure of the mixture (no
    unit) taken from Example(9.10)
16 w=[0.199;0.398]; //acentric factor of n-butane and n-
    octane (no unit)
17
18 //CALCULATION
19 wm=(w(1,:)+w(2,:))/2; //calculation of the acentric
    factor for the mixture (no unit)
20 log_phi0=-0.042; //value of log_phi0 taken from
    Figure(9.2) (no unit)
21 log_phi1=0.01; //value of log_phi1 taken from Figure
    (9.4) (no unit)
22 phi=10^(log_phi0+(wm*log_phi1)); //calculation of the
    fugacity coefficient using Eq.(9.54) (no unit)
23 f=P*phi; //calculation of the fugacity using Eq
    .(9.37) in bar
24
25 //OUTPUT
26 mprintf("\n The fugacity coefficient of an equimolar
    mixture of n-butane and n-octane using the
    pseudocritical constants method = %0.3f \n",phi);
27 mprintf("\n The fugacity of an equimolar mixture of
    n-butane and n-octane using the pseudocritical
    constants method = %f bar\n",f);
28
29 //=====END
    OF PROGRAM
    =====

```

Scilab code Exa 9.19 Fugacity and fugacity coefficient using the virial coefficient correlation

```
1 // Y.V.C.Rao ,1997.Chemical Engineering
   Thermodynamics.Universities Press ,Hyderabad ,India
2
3 //Chapter-9,Example 19,Page 341
4 //Title: Fugacity and fugacity coefficient using the
   virial coefficient correlation
5 //


---


6 clear
7 clc
8
9 //INPUT
10 T=600;//temperature of the equimolar n-butane and n-
   octane mixture in K
11 P=16;//pressure of the equimolar n-butane and n-
   octane mixture in bar
12 Bm=-309*10^-6;//second virial coefficient in m^3/mol
   taken from Example (9.7)
13 R=8.314;//universal gas constant in J/molK
14
15 //CALCULATION
16 //Using Eq.(3.91) and Eq.(9.58)  $\ln(\phi)=BP/RT$ , which
   is used to compute phi
17 phi=(exp((Bm*P*10^5)/(R*T)));//calculation of the
   fugacity coefficient using the above expression (
   no unit)
18 f=phi*P;//calculation of the fugacity using Eq
   .(9.37) in bar
19
20 //OUTPUT
21 mprintf("\n The fugacity coefficient of an equimolar
   mixture of n-butane and n-octane using the
   virial coefficient correlation = %f \n",phi);
```



```

22 mprintf("\\n The fugacity of an equimolar mixture of
    n-butane and n-octane using the virial
    coefficient correlation = %f bar\\n",f);
23
24 //=====-----END
    OF PROGRAM
=====-----

```

```

25
26 //DISCLAIMER: THE VALUE OF FUGACITY COEFFICIENT AS
    CALCULATED IN THE TEXTBOOK IS WRONG.THIS HAS BEEN
    CORRECTED IN THIS PROGRAM.

```

Scilab code Exa 9.20 Fugacity coefficients of the components in a mixture using Redlich Kwong Equation of state

```

1 // Y.V.C.Rao ,1997.Chemical Engineering
    Thermodynamics.Universities Press ,Hyderabad ,India
    .
2
3 //Chapter-9,Example 20,Page 344
4 //Title: Fugacity coefficients of the components in
    a mixture using Redlich-Kwong Equation of state
5 //
=====-----=====-----

6 clear
7 clc
8
9 //INPUT
10 T=600; //temperature of the equimolar n-butane and n-
    octane mixture in K
11 P=16; //pressure of the equimolar n-butane and n-
    octane mixture in bar
12 Tc=[425.2;569.4]; //critical temperature of n-butane

```

```

    and n-octane in K
13 Pc=[37.97;24.97]; //critical pressure of n-butane and
    n-octane in bar
14 R=8.314; //universal gas constant in J/molK
15
16 //CALCULATION
17 //For convenience, n-butane is taken as 1 and n-
    octane as 2
18 y1=0.5; //mole fraction of n-butane in the equimolar
    mixture
19 y2=0.5; //mole fraction of n-octane in the equimolar
    mixture
20 a1=(0.42748*R^2*Tc(1,:) ^2.5)/(Pc(1, :)*10^5*sqrt(T));
    //calculation of Redlich-Kwong constant for n-
    butane in (m^6 Pa mol^-2)
21 a2=(0.42748*R^2*Tc(2,:) ^2.5)/(Pc(2, :)*10^5*sqrt(T));
    //calculation of Redlich-Kwong constant for n-
    octane in (m^6 Pa mol^-2)
22 b1=(0.08664*R*Tc(1, :))/(Pc(1, :)*10^5); //calculation
    of Redlich-Kwong constant for n-butane in m^3/mol
23 b2=(0.08664*R*Tc(2, :))/(Pc(2, :)*10^5); //calculation
    of Redlich-Kwong constant for n-octane in m^3/mol
24 //Set Kij=0 and evaluate a using Eq.(9.64)
25 a=((y1^2)*a1)+(2*y1*y2*sqrt(a1*a2))+((y2^2)*a2); //
    calculation of Redlich-Kwong constant for the
    mixture using Eq.(9.64) in (m^6 Pa mol^-2)
26 b=(y1*b1)+(y2*b2); //calculation of Redlich-Kwong
    constant for the mixture using Eq.(9.65) in m^3/
    mol
27
28 //The Cardans method can be used to determine Z
29 A=(a*P*10^5)/(R*T)^2; //calculation of A to determine
    alpha, beeta and gaamma by using Eq.(3.25)
30 B=(b*P*10^5)/(R*T); //calculation of B to determine
    alpha, beeta and gaamma by using Eq.(3.26)
31 alpha=-1; //calculation of alpha for Redlich-Kwong
    equation of state using Table (3.2)
32 beeta=A-B-B^2; //calculation of beeta for Redlich-

```

```

Kwong equation of state using Table (3.2)
33 gaamma=-(A*B); //calculation of gaamma for Redlich-
    Kwong equation of state using Table (3.2)
34 p=beeta-(alpha^2)/3; //calculation of p to determine
    the roots of the cubic equation using Eq.(3.29)
35 q=((2*alpha^3)/27)-((alpha*beeta)/3)+gaamma; //
    calculation of q to determine the roots of the
    cubic equation using Eq.(3.30)
36 D=(((q)^2)/4)+(((p)^3)/27); //calculation of D to
    determine the nature of roots using Eq.(3.31)
37
38 if D>0 then
39     Z=((-q/2)+(sqrt(D)))^(1/3)+((-q/2)-(sqrt(D))
        )^(1/3)-(alpha/3); //One real root given
        by Eq.(3.32)
40 else if D==0 then
41     Z1=((-2*(q/2))^(1/3))-(alpha/3); //Three real
        roots and two equal given by Eq.(3.33)
42     Z2=((q/2)^(1/3))-(alpha/3);
43     Z3=((q/2)^(1/3))-(alpha/3);
44     Za=[Z1 Z2 Z3];
45     Z=max(Za);
46 else
47     r=sqrt((-p^3)/27); //calculation of r using
        Eq.(3.38)
48     theta=acos((-q/2)*(1/r)); //calculation of
        theta in radians using Eq.(3.37)
49     Z1=(2*(r^(1/3))*cos(theta/3))-(alpha/3);
50     Z2=(2*(r^(1/3))*cos((2*pi)+theta/3))-(
        alpha/3); //Three unequal real roots given
        by Eqs.(3.34,3.35 and 3.36)
51     Z3=(2*(r^(1/3))*cos((4*pi)+theta/3))-(
        alpha/3);
52     Za=[Z1 Z2 Z3];
53     Z=max(Za);
54 end
55 end
56 //calculation of the fugacity coefficient of n-

```

```

butane in the mixture using Eq.(9.126) (no unit)
57 phi1=exp (((b1/b)*(Z-1))-log(Z-B)+((a/(b*R*T))*((b1/
    b)-(2*sqrt(a1/a)))*log((Z+B)/Z)));
58 // calculation of the fugacity coefficient of n-
    octane in the mixture using Eq.(9.126) (no unit)
59 phi2=exp (((b2/b)*(Z-1))-log(Z-B)+((a/(b*R*T))*((b2/
    b)-(2*sqrt(a2/a)))*log((Z+B)/Z)));
60
61 //OUTPUT
62 mprintf("\n The fugacity coefficient of n-butane in
    the equimolar mixture using the Redlich-Kwong
    Equation of state = %0.4f \n",phi1);
63 mprintf("\n The fugacity coefficient of n-octane in
    the equimolar mixture using the Redlich-Kwong
    Equation of state = %0.4f \n",phi2);
64
65 //=====END
    OF PROGRAM
    =====

```

Scilab code Exa 9.21 Fugacity coefficients of the components in a mixture using the Virial Equation of state

```

1 // Y.V.C.Rao ,1997.Chemical Engineering
    Thermodynamics. Universities Press ,Hyderabad ,India
    .
2
3 //Chapter-9,Example 21,Page 346
4 //Title: Fugacity coefficients of the components in
    a mixture using the Virial Equation of state
5 //
    =====
6 clear

```

```

7  clc
8
9  //INPUT
10 T=600; //temperature of the equimolar n-butane and n-
    octane mixture in K
11 P=16; //pressure of the equimolar n-butane and n-
    octane mixture in bar
12 B_11=-131*10^-6; //pure component (n-butane) second
    virial coefficient in m^3/mol taken from Example
    (9.7)
13 B_22=-577*10^-6; //pure component (n-octane) second
    virial coefficient in m^3/mol taken from Example
    (9.7)
14 B_12=-264*10^-6; //mixture interaction virial
    coefficient in m^3/mol taken from Example(9.7)
15 Bm=-309*10^-6; //second virial coefficient in m^3/mol
    taken from Example(9.7)
16 R=8.314; //universal gas constant in J/molK
17
18 //CALCULATION
19 //For convenience, n-butane is taken as 1 and n-
    octane as 2
20 y1=0.5; //mole fraction of n-butane in the equimolar
    mixture
21 y2=0.5; //mole fraction of n-octane in the equimolar
    mixture
22 Zm=(1/2)*(1+sqrt(1+((4*Bm*P*10^5)/(R*T)))); //
    calculation of compressibility for the mixture(Zm
    ) using Eq.(9.136) (no unit)
23 phi1=exp((((2*P*10^5)/(Zm*R*T))*((y1*B_11)+(y2*B_12)
    ))-log(Zm)); //calculation of the fugacity
    coefficient of n-butane in the mixture using Eq
    .(9.135) (no unit)
24 phi2=exp((((2*P*10^5)/(Zm*R*T))*((y1*B_12)+(y2*B_22)
    ))-log(Zm)); //calculation of the fugacity
    coefficient of n-octane in the mixture using Eq
    .(9.135) (no unit)
25

```

```

26 //OUTPUT
27 mprintf("\n The fugacity coefficient of n-butane in
    the equimolar mixture using the Virial Equation
    of state = %0.3f \n",phi1);
28 mprintf("\n The fugacity coefficient of n-octane in
    the equimolar mixture using the Virial Equation
    of state = %f \n",phi2);
29
30 //=====END
    OF PROGRAM
=====

```

Scilab code Exa 9.22 Fugacity of liquid n octane

```

1 // Y.V.C.Rao ,1997.Chemical Engineering
    Thermodynamics.Universities Press ,Hyderabad ,India
    .
2
3 //Chapter -9,Example 22,Page 349
4 //Title: Fugacity of liquid n-octane
5 //
=====

6 clear
7 clc
8
9 //INPUT
10 T=427.85;//temperature of n-octane vapour in K
11 Psat=0.215;//saturation pressure of n-octane vapour
    at T in MPa
12 P=1;//pressure at which the fugacity of liquid n-
    octane is to be determined in MPa
13 f_sat=0.2368;//fugacity of n-octane vapour at T and
    Psat taken from Example(9.5) in MPa

```

```

14 v1=0.2003*10^-3;//molar volume of n-octane liquid at
    T and Psat taken from Example(3.16) in m^3/mol
15 R=8.314;//universal gas constant in J/molK
16
17 //CALCULATION
18 f_1=(0.2368*exp((v1*(P-Psat)*10^6)/(R*T)));//
    calculation of fugacity of n-octane liquid using
    Eq.(9.150) in MPa
19
20 //OUTPUT
21 mprintf("\n The fugacity of liquid n-octane at
    427.85K and 1MPa = %0.4f MPa\n",f_1);
22
23 //=====END
    OF PROGRAM
    =====

```

Chapter 10

Stability and phase transition in thermodynamic systems

Scilab code Exa 10.2 Number of degrees of freedom

```
1 // Y.V.C.Rao ,1997.Chemical Engineering  
   Thermodynamics. Universities Press ,Hyderabad ,India  
   .  
2  
3 //Chapter-10,Example 2,Page 369  
4 //Title:Number of degrees of freedom  
5 //  


---

  
6 clear  
7 clc  
8  
9 //INPUT  
10 P=2;//number of phases (no unit)  
11 C=2;//number of components (no unit)  
12  
13 //CALCULATION  
14 F=C+2-P;//calculation of the number of degrees of  
   freedom using Eq.(10.35) (no unit)
```



```

15
16 //As the number of degrees of freedom is 2, two
    intensive properties of the system are to be
    specified to describe the thermodynamic state of
    the system. Therefore, the fundamental relation in
    the Gibbs free energy representation for this
    system is of the type  $G=G(T,P,N1,N2)$ 
17
18 //OUTPUT
19 mprintf(" \n The number of degrees of freedom = %d \n
    ",F);
20 mprintf("Two intensive properties are required to be
    specified to describe the thermodynamic state of
    the system, and \n the fundamental relation in the
    Gibbs free energy representation for this system
    is of the type,  $G=G(T,P,N1,N2)$ ");
21
22 //=====END
    OF PROGRAM
    =====

```

Scilab code Exa 10.3 Vapour Pressure of n octane using the Peng Robin-
son equation of state

```

1 // Y.V.C.Rao ,1997.Chemical Engineering
    Thermodynamics. Universities Press ,Hyderabad ,India
    .
2
3 //Chapter –10,Example 3,Page 370
4 //Title:Vapour Pressure of n–octane using the Peng–
    Robinson equation of state
5 //

```

```

6 clear
7 clc
8
9 //INPUT
10 T=427.85; //temperature of n-octane vapour in K
11 R=8.314; //universal gas constant in J/molK
12 Tc=569.4; //critical temperature of n-octane in K
13 Pc=24.97; //critical pressure of n-octane in bar
14 w=0.398; //acentric factor (no unit)
15
16 //CALCULATION
17 Pguess=0.215; //taking a guess value of vapour
    pressure (P) to check the criterion of
    equilibrium given by Eq.(10.37) in MPa
18 //Using the Cardans method to calculate Z_l and Z_v
19 Tr=T/Tc; //calculation of reduced temperature (no
    unit)
20 Pr=(Pguess*10^6)/(Pc*10^5); //calculation of reduced
    pressure (no unit)
21 S=0.37464+(1.54226*w)-(0.26992*w^2); //calculation of
    S using Eq.(3.79)
22 alpha1=(1+(S*(1-sqrt(Tr))))^2; //calculation of
    alpha1 using Eq.(3.78)
23 a=(0.45724*R^2*Tc^2*alpha1)/(Pc*10^5); //calculation
    of the Peng-Robinson constant in (m^6 Pa mol^-2)
    using Eq.(3.76)
24 b=(0.07780*R*Tc)/(Pc*10^5); //calculation of the Peng
    -Robinson constant in m^3/mol using Eq.(3.77)
25 A=(a*Pguess*10^6)/(R*T)^2; //calculation of A to
    determine alpha, beeta and gamma by using Eq
    .(3.25)
26 B=(b*Pguess*10^6)/(R*T); //calculation of B to
    determine alpha, beeta and gamma by using Eq
    .(3.26)
27 alpha=-1+B; //calculation of alpha for Peng-Robinson
    equation of state using Table (3.2)
28 beeta=A-(2*B)-(3*B^2); //calculation of beeta for
    Peng-Robinson equation of state using Table (3.2)

```

```

29 gaamma=- (A*B)+(B^2)+(B^3); // calculation of gaamma
    for Peng–Robinson equation of state using Table
    (3.2)
30 p=beeta-(alpha^2)/3; // calculation of p to determine
    the roots of the cubic equation using Eq.(3.29)
31 q=((2*alpha^3)/27)-((alpha*beeta)/3)+gaamma; //
    calculation of q to determine the roots of the
    cubic equation using Eq.(3.30)
32 D=(((q)^2)/4)+(((p)^3)/27); // calculation of D to
    determine the nature of roots using Eq.(3.31)
33
34 if D>0 then
35     Z=((-q/2)+(sqrt(D)))^(1/3)+((-q/2)-(sqrt(D)))
        ^ (1/3)-(alpha/3); // One real root given
        by Eq.(3.32)
36     Z_l=Z;
37     Z_v=Z;
38 else if D==0 then
39     Z1=((-2*(q/2))^(1/3))-(alpha/3); // Three real
        roots and two equal given by Eq.(3.33)
40     Z2=((q/2)^(1/3))-(alpha/3);
41     Z3=((q/2)^(1/3))-(alpha/3);
42     Z=[Z1 Z2 Z3];
43     Z_l=min(Z);
44     Z_v=max(Z);
45 else
46     r=sqrt((- (p^3)/27)); // calculation of r using
        Eq.(3.38)
47     theta=acos((- (q)/2)*(1/r)); // calculation of
        theta in radians using Eq.(3.37)
48     Z1=(2*(r^(1/3))*cos(theta/3))-(alpha/3);
49     Z2=(2*(r^(1/3))*cos(((2*%pi)+theta)/3))-
        (alpha/3); // Three unequal real roots given
        by Eqs.(3.34, 3.35 and 3.36)
50     Z3=(2*(r^(1/3))*cos(((4*%pi)+theta)/3))-
        (alpha/3);
51     Z=[Z1 Z2 Z3];
52     Z_l=min(Z);

```

```

53         Z_v=max(Z);
54
55     end
56 end
57 //calculation of fugacity coefficient for the liquid
    using Eq.(9.48) (no unit)
58 phi_l=exp (Z_l-1-log(Z_l-B)-((a/(2*sqrt(2)*b*R*T))*
    log((Z_l+(B*(1+sqrt(2))))/(Z_l+(B*(1-sqrt(2))))))
    );
59 //calculation of fugacity coefficient for the vapour
    using Eq.(9.48) (no unit)
60 phi_v=exp (Z_v-1-log(Z_v-B)-((a/(2*sqrt(2)*b*R*T))*
    log((Z_v+(B*(1+sqrt(2))))/(Z_v+(B*(1-sqrt(2))))))
    );
61 fl=Pguess*phi_l;//calculation of the fugacity of the
    liquid in MPa
62 fv=Pguess*phi_v;//calculation of the fugacity of the
    vapour in MPa
63 tolerance=1e-6;//defining the tolerance to compare
    fl and fv
64 if abs(fl-fv)<tolerance then
65     P=Pguess;//the vapour pressure (in MPa) is taken
        as the guess value as the criterion of
        equilibrium given by Eq.(10.37) is
        established
66 else
67     Prevised=Pguess*(fl/fv);//calculation of the
        revised value of P to check for the criterion
        of equilibrium given by Eq.(10.37) in MPa,
        if it fails for Pguess
68 while abs(fl-fv)>tolerance
69     //Using the Cardans method to calculate Z_l and
        Z_v
70 Tr=T/Tc;//calculation of reduced temperature (no
    unit)
71 Pr=(Prevised*10^6)/(Pc*10^5);//calculation of
    reduced pressure (no unit)
72 S=0.37464+(1.54226*w)-(0.26992*w^2);//calculation of

```

```

      S using Eq.(3.79)
73 alpha1=(1+(S*(1-sqrt(Tr))))^2;//calculation of
      alpha1 using Eq.(3.78)
74 a=(0.45724*R^2*Tc^2*alpha1)/(Pc*10^5);//calculation
      of the Peng-Robinson constant in m^6*Pa*mol^-2
      using Eq.(3.76)
75 b=(0.07780*R*Tc)/(Pc*10^5);//calculation of the Peng
      -Robinson constant in m^3/mol using Eq.(3.77)
76 A=(a*Prevised*10^6)/(R*T)^2;//calculation of A to
      determine alpha, beeta and gaamma by using Eq
      .(3.25)
77 B=(b*Prevised*10^6)/(R*T);//calculation of B to
      determine alpha, beeta and gaamma by using Eq
      .(3.26)
78 alpha=-1+B;//calculation of alpha for Peng-Robinson
      equation of state using Table (3.2)
79 beeta=A-(2*B)-(3*B^2);//calculation of beeta for
      Peng-Robinson equation of state using Table (3.2)
80 gaamma=-((A*B)+(B^2)+(B^3));//calculation of gaamma
      for Peng-Robinson equation of state using Table
      (3.2)
81 p=beeta-(alpha^2)/3;//calculation of p to determine
      the roots of the cubic equation using Eq.(3.29)
82 q=((2*alpha^3)/27)-((alpha*beeta)/3)+gaamma;//
      calculation of q to determine the roots of the
      cubic equation using Eq.(3.30)
83 D=(((q)^2)/4)+(((p)^3)/27);//calculation of D to
      determine the nature of roots using Eq.(3.31)
84
85 if D>0 then
86     Z=((-q/2)+(sqrt(D)))^(1/3)+((-q/2)-(sqrt(D))
      )^(1/3)-(alpha/3);//One real root given
      by Eq.(3.32)
87     Z_l=Z;
88     Z_v=Z;
89 else if D==0 then
90     Z1=((-2*(q/2))^(1/3))-(alpha/3);//Three real
      roots and two equal given by Eq.(3.33)

```

```

91         Z2=((q/2)^(1/3))-(alpha/3);
92         Z3=((q/2)^(1/3))-(alpha/3);
93         Z=[Z1 Z2 Z3];
94         Z_l=min(Z);
95         Z_v=max(Z);
96     else
97         r=sqrt((-p^3)/27); // calculation of r using
                               Eq.(3.38)
98         theta=acos(-(q/2)*(1/r)); // calculation of
                               theta in radians using Eq.(3.37)
99         Z1=(2*(r^(1/3))*cos(theta/3))-(alpha/3);
100        Z2=(2*(r^(1/3))*cos(((2*%pi)+theta)/3))-(
            alpha/3); // Three unequal real roots given
            by Eqs.(3.34,3.35 and 3.36)
101        Z3=(2*(r^(1/3))*cos(((4*%pi)+theta)/3))-(
            alpha/3);
102        Z=[Z1 Z2 Z3];
103        Z_l=min(Z);
104        Z_v=max(Z);
105
106    end
107 end
108 // calculation of fugacity coefficient for the liquid
        using Eq.(9.48) (no unit)
109 phi_l=exp (Z_l-1-log(Z_l-B)-((a/(2*sqrt(2))*b*R*T))*
            log((Z_l+(B*(1+sqrt(2))))/(Z_l+(B*(1-sqrt(2))))))
        );
110 // calculation of fugacity coefficient for the vapour
        using Eq.(9.48) (no unit)
111 phi_v=exp (Z_v-1-log(Z_v-B)-((a/(2*sqrt(2))*b*R*T))*
            log((Z_v+(B*(1+sqrt(2))))/(Z_v+(B*(1-sqrt(2))))))
        );
112 fl=Prevised*phi_l; // calculation of the fugacity of
        the liquid in MPa
113 fv=Prevised*phi_v; // calculation of the fugacity of
        the vapour in MPa
114 Revised=Prevised*fl/fv; // updating the value of
        Revised for the next iteration

```

```
115 end
116 P=Prevised;//the vapour pressure (in MPa) is taken
    as the revised value as the criterion of
    equilibrium given by Eq.(10.37) is established
117 end
118
119 //OUTPUT
120 mprintf("\n The vapour pressure of n-octane at
    427.85K = %f MPa\n",P);
121
122
123 //=====END
    OF PROGRAM
=====
```

Chapter 11

Properties of solutions

Scilab code Exa 11.1 Pxy and Txy diagram for a Benzene Toluene system

```
1 // Y.V.C.Rao ,1997.Chemical Engineering
   Thermodynamics.Universities Press ,Hyderabad ,India
   .
2
3 //Chapter-11,Example 1,Page 378
4 //Title:P-x-y and T-x-y diagram for a Benzene
   Toluene system
5 //


---



---


6 clear
7 clc
8
9 //INPUT
10 antoine_const_benzene=[6.87987;1196.760;219.161]; //
   Antoine's constants for Benzene from Table A.7
11 antoine_const_toluene=[6.95087;1342.310;219.187]; //
   Antoine's constants for Toluene from Table A.7
12 t=95;//temperature at which the P-x-y diagram has to
   be prepared in degree celsius
13 P=101.325;//pressure at which the T-x-y diagram has
```



```

    to be prepared in kPa
14
15 //CALCULATION
16 //P-x-y diagram:
17 //For convenience Benzene is denoted as 1 and
    Toluene as 2
18 //The form of the Antoine's equation used is  $\log P = A - (B/(t+C))$ , where P is in Torr and t is in degree
    celsius
19
20 P1_s=10^(antoine_const_benzene(1,:)-(
    antoine_const_benzene(2,:)/(t+
    antoine_const_benzene(3,:))); //calculation of
    saturation pressure of benzene at t in Torr
21 P2_s=10^(antoine_const_toluene(1,:)-(
    antoine_const_toluene(2,:)/(t+
    antoine_const_toluene(3,:))); //calculation of
    saturation pressure of toluene at t in Torr
22 x1=0:0.1:1; //mole fraction of benzene in the liquid
    phase (no unit)
23 i=1; //iteration parameter
24 n=length(x1); //iteration parameter
25 while i<n | i==n
26     P_tot(i)=P2_s+((P1_s-P2_s)*x1(:,i)); //
        calculation of the total pressure using Eq.B,
        Page 379 in Torr
27     y1(i)=(x1(:,i)*P1_s)/(P_tot(i)); //
        calculation of the mole fraction of
        Benzene in the vapour phase (no unit)
28     i=i+1;
29 end
30
31 //T-x-y diagram:
32 P=760; //converting pressure from kPa to Torr. 760
    Torr=101.325 kPa
33 //calculation of the saturation temperature of
    benzene at P in degree celsius
34 t1_s=((antoine_const_benzene(2,:))/(

```

```

    antoine_const_benzene(1,:)-log10(P)))-
    antoine_const_benzene(3,:);
35 //calculation of the saturation temperature of
    toluene at P in degree celsius
36 t2_s=((antoine_const_toluene(2,:))/(
    antoine_const_toluene(1,:)-log10(P)))-
    antoine_const_toluene(3,:);
37 //calculation of the saturation vapour pressures of
    Benzene (P1s) and Toluene (P2s)
38 //At T=t1_s , P=P1s=760.0 Torr, and at T=t2_s , P=P2s
    =760.0 Torr.
39 //X1 is given by  $X1=(P-P2s)/(P1s-P2s)$ . Therefore at
    T=t1_s , X1=1.0 and at T=t2_s , X1=0.0
40 //As  $Y1=X1*P1s/P$ , Y1=1.0, when X1=1.0 and Y1=0.0,
    when X1=0.0. Therefore x1_initial=y1_initial=0.0(
    corresponding to t=t2_s) and x1_final=y1_final
    =1.0(corresponding to t=t1_s) where X1,x1_initial
    ,x1_final are the mole fractions of benzene in
    the liquid phase (no unit) and Y1,y1_initial ,
    y1_final are the mole fractions of benzene in the
    vapour phase (no unit).
41 x1_initial=0.0;
42 y1_initial=0.0;
43 x1_final=1.0;
44 y1_final=1.0;
45 // An intermediate temperature is chosen such that
    t1_s<T<t2_s , and at different temperatures upto
    t2_s , the values of P1s, P2s, X1 and X1 are found
    out
46 T=85:5:105;//temepertaures at which P1s, P2s, X1 and
    Y1 are to be determined in degree celsius. The
    initial T is taken as 85 degree celsius , such
    that t1_s<T<t2_s
47 k=1;
48 l=length(T);
49 while k<l|k==l
50 P1s(k)=10^((antoine_const_benzene(1,:))-((
    antoine_const_benzene(2,:))/(T(:,k)+

```

```

    antoine_const_benzene(3,:)); // calculation of
    saturation pressure of benzene in Torr
51 P2s(k)=10^((antoine_const_toluene(1,:))-((
    antoine_const_toluene(2,:))/(T(:,k)+
    antoine_const_toluene(3,:))); // calculation of
    saturation pressure of toluene in Torr
52 X1(k)=(P-P2s(k))/(P1s(k)-P2s(k)); // calculation
    of mole fraction of Benzene in liquid phase (
    no unit)
53 Y1(k)=(X1(k)*P1s(k))/P; // calculation of mole
    fraction of Benzene in vapour phase (no unit)
54 k=k+1;
55 end
56 //Generating the T-x-y data
57 j=1;
58 while j<1+2|j==1+2
59     if j==1 then
60         temp(j)=t1_s;
61         x1_benzene(j)=x1_final;
62         y1_benzene(j)=y1_final;
63     else if j==1+2 then
64         temp(j)=t2_s;
65         x1_benzene(j)=x1_initial;
66         y1_benzene(j)=y1_initial;
67     else
68         temp(j)=T(j-1);
69         x1_benzene(j)=X1(j-1);
70         y1_benzene(j)=Y1(j-1);
71     end
72     end
73     j=j+1;
74 end
75
76 //OUTPUT
77 mprintf('P-x-y results \n');
78 i=1;
79 for i = 1 : n
80     mprintf('x1=%f \t y1=%f\t P=%f Torr \n\n',x1(i

```

```

        ),y1(i),P_tot(i));
81  end
82  mprintf('T-x-y results \n t=%f degree celsius\t
        P1_s=760.0 Torr \t P2_s=(-) Torr \t\t x1=1.0 \t
        y1=1.0 \n\n',t1_s);
83  k=1;
84  for k= 1:1
85      mprintf('t=%f degree celsius\t P1_s=%f Torr \t
        t P2_s=%f Torr \t x1=%f \t y1=%f \n\n',T(k)
        ),P1s(k),P2s(k),X1(k),Y1(k));
86  end
87  mprintf('t=%f degree celsius\t P1_s=(-)Torr \t\t
        P2_s=760.0 Torr \t x1=0.0 \t y1=0.0 \n',t2_s);
88  f1=scf(1);
89  scf(f1);
90  plot(x1,P_tot,y1,P_tot);//generating the P-x-y plot
91  xtitle('P-x-y diagram for benzene-toluene system at
        95 degree celsius ','x1,y1','P(Torr)');
92  f2=scf(2);
93  scf(f2);
94  plot(x1_benzene,temp,y1_benzene,temp);//generating
        the T-x-y plot
95  xtitle('T-x-y diagram for benzene-toluene sytem at
        760 Torr ','x1,y1','t (degree celsius)');
96
97  //=====END
        OF PROGRAM
        =====

```

Scilab code Exa 11.2 Composition of liquid

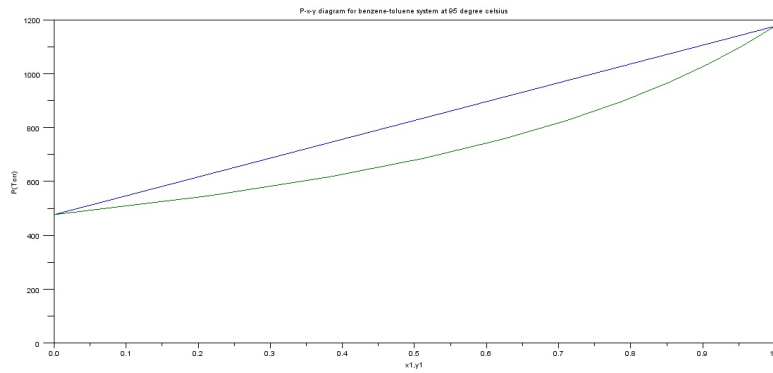


Figure 11.1: Pxy and Txy diagram for a Benzene Toluene system

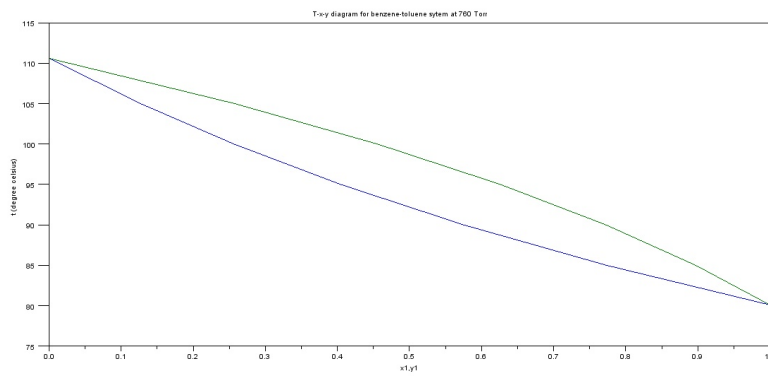


Figure 11.2: Pxy and Txy diagram for a Benzene Toluene system

```

1 // Y.V.C.Rao ,1997.Chemical Engineering
   Thermodynamics.Universities Press ,Hyderabad ,India
2
3 //Chapter-11,Example 2,Page 384
4 //Title:Composition of liquid
5 //

```

```

6 clear
7 clc
8
9 //INPUT
10 //For convenience , benzene is taken as 1 and toluene
   as 2
11 T=95;//temperature of the equimolar vapour mixture
   of benzene and toluene in degree celsius
12 y1=0.5;//mole fraction of benzene in vapour phase (
   no unit)
13 y2=0.5;//mole fraction of toluene in vapour phase (
   no unit)
14 P1_s=1176.21;//saturation pressure of benzene at T,
   taken from Example 11.1 in Torr
15 P2_s=477.03;//saturation pressure of toluene at T,
   taken from Example 11.1 in Torr
16
17 //CALCULATION
18 P=1/((y1/P1_s)+(y2/P2_s));//calculation of the total
   pressure using Eq.(11.21) in Torr
19 x1=(y1*P)/P1_s;//calculation of mole fraction of
   benzene in liquid phase using Eq.(11.15)(no unit)
20 x2=1-x1;//calculation of mole fraction of toluene in
   liquid phase using Eq.(11.15)(no unit)
21
22 //OUTPUT
23 fprintf('The composition of the liquid which is in
   equilibrium with the equimolar vapour mixture of
   benzene and toluene at 95 degree celsius is \n

```

```

    mole fraction of benzene in liquid phase (x1)=%f
    \n mole fraction of toluene in liquid phase (x2)=
    %f \n ',x1,x2);
24
25 //=====END
    OF PROGRAM
=====

```

Scilab code Exa 11.3 Bubble temperature

```

1 // Y.V.C.Rao ,1997.Chemical Engineering
  Thermodynamics.Universities Press,Hyderabad,India
  .
2
3 //Chapter-11,Example 3,Page 384
4 //Title:Bubble temperature
5 //
=====

6 clear
7 clc
8
9 //INPUT
10 //For convenience, benzene is taken as 1 and toluene
   as 2
11 P=760;//pressure of the binary liquid mixture of
   benzene and toluene in Torr
12 x1=0.4047;//mole fraction of benzene in liquid phase
   (no unit)
13 antoine_const_benzene=[6.87987;1196.760;219.161];//
   Antoine's constants for Benzene from Table A.7
14 antoine_const_toluene=[6.95087;1342.310;219.187];//
   Antoine's constants for Toluene from Table A.7
15

```

```

16 //CALCULATION
17
18 //The form of the Antoine's equation used is  $\log P = A - (B/(t+C))$ , where P is in Torr and t is in degree
    celsius
19 //Based on the procedure given in the texbook, the
    criterion of summation of  $(y_i) = 1.0$  will be
    checked, where  $y_i = (x_i \cdot P_i^s) / P$ , where  $P_i^s$  is
    the saturation pressure obtained from the Antoine
    's equation.
20
21  $x_2 = 1 - x_1$ ; //mole fraction of toluene in liquid phase (
    no unit)
22  $tol = 1e-6$ ; //tolerance limit for convergence of the
    system using fsolve
23  $t_{guess} = 100$ ; //taking a guess value for the bubble
    temperature to be used in the fsolve function in
    degree celsius
24 function [fn]=solver_func(ti)
25 fn=(( $(x_1/P) \cdot (10^{(antoine\_const\_benzene(1,:) - ($ 
    antoine_const_benzene(2, :)/(ti+
    antoine_const_benzene(3, :)))))))+(x2/P)*(10^(
    antoine_const_toluene(1, :)-
    antoine_const_toluene(2, :)/(ti+
    antoine_const_toluene(3, :)))))))-1.0; //Function
    defined for solving the system
26 endfunction
27 [t]=fsolve(tguess,solver_func,tol)//using inbuilt
    function fsolve for solving the system of
    equations
28
29 //OUTPUT
30 mprintf('The bubble temperature of a binary liquid
    mixture of benzene and toluene at 760 Torr=%d
    degree celsius \n',t);
31
32 //=====END
    OF PROGRAM

```

Scilab code Exa 11.4 Dew temperature

```
1 // Y.V.C.Rao ,1997.Chemical Engineering
   Thermodynamics. Universities Press ,Hyderabad ,India
   .
2
3 //Chapter –11,Example 4,Page 385
4 //Title:Dew temperature
5 //
6 clear
7 clc
8
9 //INPUT
10 //For convenience , benzene is taken as 1 and toluene
   as 2
11 P=760;//pressure of the binary liquid mixture of
   benzene and toluene in Torr
12 y1=0.6263;//mole fraction of benzene in vapour phase
   (no unit)
13 antoine_const_benzene=[6.87987;1196.760;219.161];//
   Antoine's constants for Benzene from Table A.7
14 antoine_const_toluene=[6.95087;1342.310;219.187];//
   Antoine's constants for Toluene from Table A.7
15
16 //CALCULATION
17
18 //The form of the Antoine's equation used is  $\log P=A$ 
    $-(B/(t+C))$ , where P is in Torr and t is in degree
   celsius
19 //Based on the procedure given in the texbook , the
```

```

criterion of summation of (x_i)=1.0 will be
checked, where x_i=(y_i*P)/(P_i_s), P_i_s is the
saturation pressure obtained from the Antoine's
Equation.
20
21 y2=1-y1;//mole fraction of toluene in vapour phase (
    no unit)
22 tol=1e-6;//tolerance limit for convergence of the
    system using fsolve
23 tguess=100;//taking a guess value for the dew
    temperature to be used in the fsolve function in
    degree celsius
24 function [fn]=solver_func(ti)
25   fn=((y1*P)/(10^(antoine_const_benzene(1,:)-(
        antoine_const_benzene(2,:)/(ti+
        antoine_const_benzene(3,:)))))))+(y2*P)/(10^(
        antoine_const_toluene(1,:)-(
        antoine_const_toluene(2,:)/(ti+
        antoine_const_toluene(3,:)))))))-1.0;//Function
    defined for solving the system
26 endfunction
27 [t]=fsolve(tguess,solver_func,tol)//using inbuilt
    function fsolve for solving the system of
    equations
28
29 //OUTPUT
30 mprintf('The dew temperature of a binary vapour
    mixture of benzene and toluene at 760 Torr=%d
    degree celsius \n',t);
31
32 //=====END
    OF PROGRAM
    =====

```

Scilab code Exa 11.5 Composition of the liquid and vapor streams leaving the flash unit

```
1 // Y.V.C.Rao ,1997.Chemical Engineering
   Thermodynamics.Universities Press ,Hyderabad ,India
   .
2
3 //Chapter-11,Example 5,Page 386
4 //Title:Composition of the liquid and vapor streams
   leaving the flash unit
5 //


---


6 clear
7 clc
8
9 //INPUT
10 //For convenience , n-pentane is taken as 1 , n-
   hexane as 2, and n-heptane as 3
11 P=200;//pressure at which the flash vaporizer is
   maintained in kPa
12 T=90;//temperature at which the flash vaporizer is
   maintained in degree celsius
13 zf1=0.3//mole fraction of n-pentane in feed stream (
   no unit)
14 zf2=0.3//mole fraction of n-hexane in feed stream (
   no unit)
15 zf3=0.4//mole fraction of n-heptane in feed stream (
   no unit)
16 antoine_const_pentane=[6.87632;1075.780;233.205];//
   Antoine's constants for n-pentane from Table A.7
17 antoine_const_hexane=[6.91058;1189.640;226.280];//
   Antoine's constants for n-hexane from Table A.7
18 antoine_const_heptane=[6.89386;1264.370;216.640];//
   Antoine's constants for n-heptane from Table A.7
19
20 //CALCULATION
21
```

```

22 //The form of the Antoine's equation used is  $\log P = A - (B/(t+C))$ , where P is in Torr and t is in degree
    celsius
23 P1_s=10^(antoine_const_pentane(1,:)-(
    antoine_const_pentane(2,)/(T+
    antoine_const_pentane(3,:))); //calculation of
    saturation pressure of n-pentane at T in Torr
24 P1_s=P1_s*133.322*10^-3; //conversion from Torr to
    kPa
25 P2_s=10^(antoine_const_hexane(1,:)-(
    antoine_const_hexane(2,)/(T+antoine_const_hexane
    (3,:))); //calculation of saturation pressure of
    n-hexane at T in Torr
26 P2_s=P2_s*133.322*10^-3; //conversion from Torr to
    kPa
27 P3_s=10^(antoine_const_heptane(1,:)-(
    antoine_const_heptane(2,)/(T+
    antoine_const_heptane(3,:))); //calculation of
    saturation pressure of n-heptane at T in Torr
28 P3_s=P3_s*133.322*10^-3; //conversion from Torr to
    kPa
29 K1=P1_s/P; //calculation of K factor using Eq.(11.22)
    (no unit)
30 K2=P2_s/P; //calculation of K factor using Eq.(11.22)
    (no unit)
31 K3=P3_s/P; //calculation of K factor using Eq.(11.22)
    (no unit)
32 tol=1e-6; //tolerance limit for convergence of the
    system using fsolve
33 L_F_guess=0.1; //taking a guess value for the L/F
    ratio, where L is the mole number of liquid
    stream leaving the unit at T and P, and F is the
    mole number of feed stream
34 function [fn]=solver_func(L_F)
35 fn=((zf1/((L_F)+((1-L_F)*K1)))+(zf2/((L_F)+((1-L_F)
    *K2)))+(zf3/((L_F)+((1-L_F)*K3)))-1.0; //
    Function defined for solving the system
36 endfunction

```

```

37 [L_F]=fsolve(L_F_guess,solver_func,tol)//using
    inbuilt function fsolve for solving the system of
    equations
38 x1=(zf1/((L_F)+((1-L_F)*K1)));//calculation of mole
    fraction of n-pentane in liquid stream leaving
    the unit at T and P (no unit)
39 x2=(zf2/((L_F)+((1-L_F)*K2)));//calculation of mole
    fraction of n-hexane in liquid stream leaving the
    unit at T and P (no unit)
40 x3=(zf3/((L_F)+((1-L_F)*K3)));//calculation of mole
    fraction of n-heptane in liquid stream leaving
    the unit at T and P (no unit)
41 y1=K1*x1;//calculation of mole fraction of n-pentane
    in the vapour stream leaving the unit at T and P
    (no unit)
42 y2=K2*x2;//calculation of mole fraction of n-hexane
    in the vapour stream leaving the unit at T and P
    (no unit)
43 y3=K3*x3;//calculation of mole fraction of n-heptane
    in the vapour stream leaving the unit at T and P
    (no unit)
44 V_F=1-(L_F);//calculation of the fraction that has
    vaporized
45
46 //OUTPUT
47 fprintf('The composition of the liquid leaving the
    flash unit is : x1=%f \t\t x2=%f \t\t x3=%f\n',x1
    ,x2,x3);
48 fprintf('The composition of the vapour leaving the
    flash unit is : y1=%f \t\t y2=%f \t\t y3=%f\n',y1
    ,y2,y3);
49 fprintf('The fraction of feed that has vaporized in
    the unit=%f \n ',V_F);
50
51 //=====END
    OF PROGRAM

```

Scilab code Exa 11.7 Activity coefficients

```
1 // Y.V.C.Rao ,1997.Chemical Engineering
   Thermodynamics.Universities Press ,Hyderabad ,India
2
3 //Chapter –11,Example 7,Page 397
4 //Title:Activity coefficients
5 //
6 clear
7 clc
8
9 //INPUT
10 //For convenience , nitromethane is taken as 1 and
   carbon tetrachloride as 2
11 T=45;//temperature of the mixture in degree celsius
12 A=2.230;//van laar constant for the system at T (no
   unit)
13 B=1.959;//van laar constant for the system at T (no
   unit)
14 n1=30;//mole percentage of nitromethane in the
   mixture ( in percentage)
15
16 //CALCULATION
17 n2=100-n1;//calculation of mole percentage of carbon
   tetrachloride in the mixture (in percentage)
18 x1=n1/100;//calculation of mole fraction of
   nitromethane in the mixture (no unit)
19 x2=1-x1;//calculation of mole fraction of carbon
   tetrachloride in the mixture(no unit)
20 gamma1=exp (A/(1+((A/B)*(x1/x2)))^2);//calculation
   of activity coefficient using Eq.(11.82) (no unit
```

```

)
21 gaamma2=exp (B/(1+((B/A)*(x2/x1)))^2); // calculation
    of activity coefficient using Eq.(11.83) (no unit
)
22
23 //OUTPUT
24 mprintf('The activity coefficients for the system
    using van laar equation is : gamma1=%f \t gamma2=
    %f \t\n ', gaamma1,gaamma2);
25
26 //=====END
    OF PROGRAM
=====

```

Scilab code Exa 11.8 van Laar constants and Activity coefficients

```

1 // Y.V.C.Rao ,1997.Chemical Engineering
    Thermodynamics. Universities Press ,Hyderabad ,India
    .
2
3 //Chapter –11,Example 8,Page 397
4 //Title:van Laar constants and Activity coefficients
5 //
=====

6 clear
7 clc
8
9 //INPUT
10 //For convenience , ethanol is taken as 1 and benzene
    as 2
11 n_azeo=44.8; //azeotropic composition given as mole
    percentage
12 Tb=68.24; //boiling point of mixture in degree

```

```

    celsius
13 P=760;//pressure in Torr
14 P1_s=506;//saturation pressure of ethanol at Tb in
    Torr
15 P2_s=517;//saturation pressure of benzene at Tb in
    Torr
16 n1=10;//mole percentage of ethanol in the mixture (
    in percentage)
17
18 //CALCULATION
19 //At azeotropic composition ,  $y_i=x_i$  , therefore
    gaamma_i=P/Pi_s
20 x1=n_azeo/100;//calculation of the mole fraction of
    ethanol (azeotropic composition) (no unit)
21 x2=1-x1;//calculation of the mole fraction of
    benzene (azeotropic composition) (no unit)
22 gaamma1=P/P1_s;//calculation of the activity
    coefficient at the azeotropic composition (no
    unit)
23 gaamma2=P/P2_s;//calculation of the activity
    coefficient at the azeotropic composition (no
    unit)
24 A=log(gaamma1)*(1+((x2*log(gaamma2))/(x1*log(gaamma1
    ))))^2;//calculation of the van Laar constant
    using Eq.(11.84) (no unit)
25 B=log(gaamma2)*(1+((x1*log(gaamma1))/(x2*log(gaamma2
    ))))^2;//calculation of the van Laar constant
    using Eq.(11.85) (no unit)
26 x1=n1/100;//calculation of the mole fraction of
    ethanol (no unit)
27 x2=1-x1;//calculation of the mole fraction of
    benzene (no unit)
28 gaamma1=exp (A/(1+((A/B)*(x1/x2))))^2);//calculation
    of activity coefficient at the given composition
    using Eq.(11.82) (no unit)
29 gaamma2=exp (B/(1+((B/A)*(x2/x1))))^2);//calculation
    of activity coefficient at the given composition
    using Eq.(11.83) (no unit)

```



```

30
31
32 //OUTPUT
33 mprintf('The van Laar constants for the system are :
      A=%f \t B=%f \n',A,B)
34 mprintf('The activity coefficients for the system
      using van laar equation are : gamma1=%f \t gamma2
      =%f \t\n ', gaamma1,gaamma2);
35
36 //=====END
      OF PROGRAM
=====

```

Scilab code Exa 11.9 Activity coefficients using the Wilsons parameters

```

1 // Y.V.C.Rao ,1997.Chemical Engineering
      Thermodynamics.Universities Press ,Hyderabad ,India
      .
2
3 //Chapter-11,Example 9,Page 399
4 //Title: Activity coefficients using the Wilson's
      parameters
5 //
=====

6 clear
7 clc
8
9 //INPUT
10 //For convenience , nitromethane is taken as 1 and
      carbon tetrachloride as 2
11 T=45;//temperature of the system in degree celsius
12 A_12=0.1156;//Wilson's parameter for the system at T
      (no unit)

```

```

13 A_21=0.2879; //Wilson's parameter for the system at T
    (no unit)
14 x1=0.3; //mole fraction of nitromethane in the liquid
    mixture (no unit)
15
16 //CALCULATION
17 x2=1-x1; //calculation of the mole fraction of carbon
    tetrachloride in the liquid mixture (no unit)
18 ln_gaamma1=-log(x1+(A_12*x2))+(x2*((A_12/(x1+(A_12*
    x2)))-(A_21/((A_21*x1)+x2))))); //calculation of ln
    (activity coefficient) using Eq.(11.89) (no unit)
19 gaamma1=exp(ln_gaamma1); //calculation of activity
    coefficient (no unit)
20 ln_gaamma2=-log(x2+(A_21*x1))-(x1*((A_12/(x1+(A_12*
    x2)))-(A_21/((A_21*x1)+x2))))); //calculation of ln
    (activity coefficient) using Eq.(11.90) (no unit)
21 gaamma2=exp(ln_gaamma2); //calculation of activity
    coefficient (no unit)
22
23 //OUTPUT
24
25 mprintf('The activity coefficients for the system
    using Wilsons parameters are : gamma1=%f \t
    gamma2=%f \t\n ', gaamma1,gaamma2);
26
27 //=====END
    OF PROGRAM
    =====

```

Scilab code Exa 11.10 Activity coefficients using the UNIQUAC equation

```

1 // Y.V.C.Rao ,1997.Chemical Engineering
    Thermodynamics. Universities Press ,Hyderabad ,India

```

```

2
3 //Chapter-11,Example 10,Page 401
4 //Title: Activity coefficients using the UNIQUAC
    equation
5 //

```

```

6 clear
7 clc
8
9 //INPUT
10 //For convenience, ethanol is taken as 1 and benzene
    as 2
11 T=345;//temperature of the mixture in K
12 x1=0.8;//mole fraction of ethanol in the liquid
    phase (no unit)
13
14 //Ethanol (CH3CH2OH) has 1 CH3 group, 1 CH2 group
    and 1 OH group, while Benzene has 6 ACH groups.
    The group identification and the parameters R_k
    and Q_k are given below:
15 //Molecule: Ethanol : Group identification: Name:
    CH3, Main No. 1, Sec.No.1, Name: CH2, Main No. 1,
    Sec.No.2, Name: OH, Main No.5, Sec.No.14
16 //Molecule: Benzene : Group identification: Name:
    ACH, Main No. 3, Sec.No. 9
17 nu_ki=[1;1;1;6];//number of groups of type: CH3, CH2
    , OH and ACH respectively (no unit)
18 R_k=[0.9011;0.6744;1.0000;0.5313];//Group volume
    parameter for CH3, CH2, OH and ACH respectively (
    no unit)
19 Q_k=[0.848;0.540;1.200;0.400];//Area parameter for
    CH3, CH2, OH and ACH respectively (no unit)
20 R=8.314;//universal gas constant in J/molK
21 u12_u22=-241.2287;//UNIQUAC parameter for the system
    in J/molK
22 u21_u11=2799.5827;//UNIQUAC parameter for the system
    in J/molK

```

```

23 z=10; //co-ordination number usually taken as 10 (no
    unit)
24
25 //CALCULATION
26 x2=1-x1; //calculation of mole fraction of benzene in
    liquid phase (no unit)
27 r1=(nu_ki(1,:) * R_k(1,:)) + (nu_ki(2,:) * R_k(2,:)) + (
    nu_ki(3,:) * R_k(3,:)); //calculation of volume
    parameter using Eq.(11.108) (no unit)
28 r2=(nu_ki(4,:) * R_k(4,:)); //calculation of volume
    parameter using Eq.(11.108) (no unit)
29 phi1=(x1*r1)/((x1*r1)+(x2*r2)); //calculation of
    volume fraction of component using Eq.(11.101) (
    no unit)
30 phi2=(x2*r2)/((x2*r2)+(x1*r1)); //calculation of
    volume fraction of component using Eq.(11.101) (
    no unit)
31 q1=(nu_ki(1,:) * Q_k(1,:)) + (nu_ki(2,:) * Q_k(2,:)) + (
    nu_ki(3,:) * Q_k(3,:)) //calculation of surface area
    parameter using Eq.(11.109) (no unit)
32 q2=(nu_ki(4,:) * Q_k(4,:)) //calculation of surface
    area parameter using Eq.(11.109) (no unit)
33 theta1=(x1*q1)/((x1*q1)+(x2*q2)); //calculation of
    area fraction of component using Eq.(11.102) (no
    unit)
34 theta2=(x2*q2)/((x1*q1)+(x2*q2)); //calculation of
    area fraction of component using Eq.(11.102) (no
    unit)
35 l1=((z/2)*(r1-q1)) - (r1-1); //calculation of l_i using
    Eq.(11.107) (no unit)
36 l2=((z/2)*(r2-q2)) - (r2-1); //calculation of l_i using
    Eq.(11.107) (no unit)
37 tau_12=exp(-(u12_u22)/(R*T)); //calculation of the
    adjustable parameter using Eq.(11.103) (no unit)
38 tau_21=exp(-(u21_u11)/(R*T)); //calculation of the
    adjustable parameter using Eq.(11.103) (no unit)
39 tau_11=1.0; //by convention taken as 1.0
40 tau_22=1.0; //by convention taken as 1.0

```

```

41 //calculation of the combinatorial part of the
    activity coefficient using Eq.(11.105) (no unit)
42 ln_gaamma1_c=log(phi1/x1)+((z/2)*q1*log(theta1/phi1)
    )+l1-((phi1/x1)*((x1*l1)+(x2*l2)));
43 //calculation of the combinatorial part of the
    activity coefficient using Eq.(11.105) (no unit)
44 ln_gaamma2_c=log(phi2/x2)+((z/2)*q2*log(theta2/phi2)
    )+l2-((phi2/x2)*((x1*l1)+(x2*l2)));
45 //calculation of the residual part of the activity
    coefficient using Eq.(11.106) (no unit)
46 ln_gaamma1_r=q1*(1-log((theta1*tau_11)+(theta2*
    tau_21))-(((theta1*tau_11)/((theta1*tau_11)+(
    theta2*tau_21)))+((theta2*tau_12)/((theta1*tau_12
    )+(theta2*tau_22)))));
47 //calculation of the residual part of the activity
    coefficient using Eq.(11.106) (no unit)
48 ln_gaamma2_r=q2*(1-log((theta1*tau_12)+(theta2*
    tau_22))-(((theta1*tau_21)/((theta1*tau_11)+(
    theta2*tau_21)))+((theta2*tau_22)/((theta1*tau_12
    )+(theta2*tau_22)))));
49 ln_gaamma1=ln_gaamma1_c+ln_gaamma1_r;//calculation
    of the ln(activity coefficient) using Eq.(11.104)
    (no unit)
50 ln_gaamma2=ln_gaamma2_c+ln_gaamma2_r;//calculation
    of the ln(activity coefficient) using Eq.(11.104)
    (no unit)
51 gaamma1=exp(ln_gaamma1);//calculation of the
    activity coefficient (no unit)
52 gaamma2=exp(ln_gaamma2);//calculation of the
    activity coefficient (no unit)
53
54 //OUTPUT
55
56 mprintf('The activity coefficients for the system
    using the UNIQUAC equation are : gamma1=%f \t
    gamma2=%f \t\n ', gaamma1,gaamma2);
57
58 //=====END

```

OF PROGRAM

Scilab code Exa 11.11 Activity coefficients using the UNIFAC method

```
1 // Y.V.C.Rao ,1997. Chemical Engineering
   Thermodynamics. Universities Press ,Hyderabad ,India
   .
2
3 //Chapter –11,Example 11,Page 405
4 //Title: Activity coefficients using the UNIFAC
   method
5 //
   

---



---


6 clear
7 clc
8
9 //INPUT
10 //For convenience , acetone is taken as 1 and n-
   pentane as 2
11 T=307;//temperature of the mixture in K
12 x1=0.3;//mole fraction of acetone in the liquid
   phase (no unit)
13
14 //Acetone (CH3COCH3) has 1 CH3 group and 1 CH3CO
   group , while n-Pentane (C5H12) has 2 CH3 groups
   and 3 CH2 groups .
15 //The group identification and the parameters Rk
   and Qk are given below:
16 //Component: Acetone : Group identification: Name:
   CH3, Main No. 1, Sec.No. 1, Name: CH3CO, Main No.
   9, Sec.No. 18
17 //Component: n-Pentane : Group identification: Name:
```

```

    CH3, Main No. 1, Sec.No. 1, Name: CH2, Main No.
    1, Sec.No. 2
18 nu_ki=[1;1;2;3]; //no.of groups of type : CH3, CH3CO,
    CH3, CH2 respectively in the two components
    making up the system (no unit)
19 R_k=[0.9011;1.6724;0.6744]; //Group volume parameter
    for CH3, CH3CO and CH2 respectively (no unit)
20 Q_k=[0.848;1.488;0.540]; //Area parameter for CH3,
    CH3CO and CH2 respectively (no unit)
21 a_19=476.40; //group interaction parameter for the
    system in K
22 a_91=26.760; //group interaction parameter for the
    system in K
23 z=10; //co-ordination number usually taken as 10 (no
    unit)
24
25 //CALCULATION
26 x2=1-x1; //calculation of mole fraction of benzene in
    liquid phase (no unit)
27 r1=(nu_ki(1,:)*R_k(1,:))+(nu_ki(2,:)*R_k(2,:)); //
    calculation of volume parameter using Eq.(11.108)
    (no unit)
28 r2=(nu_ki(3,:)*R_k(1,:))+(nu_ki(4,:)*R_k(3,:)); //
    calculation of volume parameter using Eq.(11.108)
    (no unit)
29 phi1=(x1*r1)/((x1*r1)+(x2*r2)); //calculation of
    volume fraction of component using Eq.(11.101) (
    no unit)
30 phi2=(x2*r2)/((x2*r2)+(x1*r1)); //calculation of
    volume fraction of component using Eq.(11.101) (
    no unit)
31 q1=(nu_ki(1,:)*Q_k(1,:))+(nu_ki(2,:)*Q_k(2,:)) //
    calculation of surface area parameter using Eq
    .(11.109) (no unit)
32 q2=(nu_ki(3,:)*Q_k(1,:))+(nu_ki(4,:)*Q_k(3,:)) //
    calculation of surface area parameter using Eq
    .(11.109) (no unit)
33 theta1=(x1*q1)/((x1*q1)+(x2*q2)); //calculation of

```

```

        area fraction of component using Eq.(11.102) (no
        unit)
34 theta2=(x2*q2)/((x1*q1)+(x2*q2)); // calculation of
        area fraction of component using Eq.(11.102) (no
        unit)
35 l1=((z/2)*(r1-q1))-(r1-1); // calculation of l_i using
        Eq.(11.107) (no unit)
36 l2=((z/2)*(r2-q2))-(r2-1); // calculation of l_i using
        Eq.(11.107) (no unit)
37 // calculation of the combinatorial part of the
        activity coefficient using Eq.(11.105) (no unit)
38 ln_gaamma1_c=log(phi1/x1)+((z/2)*q1*log(theta1/phi1)
        )+l1-((phi1/x1)*((x1*l1)+(x2*l2)));
39 // calculation of the combinatorial part of the
        activity coefficient using Eq.(11.105) (no unit)
40 ln_gaamma2_c=log(phi2/x2)+((z/2)*q2*log(theta2/phi2)
        )+l2-((phi2/x2)*((x1*l1)+(x2*l2)));
41 a_11=0; //by convention taken as 0.0, in K
42 a_99=0; //by convention taken as 0.0, in K
43 psi_19=exp(-(a_19)/(T)); // calculation of psi_mn
        using Eq.(11.119) (no unit)
44 psi_91=exp(-(a_91)/(T)); // calculation of psi_mn
        using Eq.(11.119) (no unit)
45 psi_11=1; //as a_11=0, psi_11=1 (no unit)
46 psi_99=1; //as a_99=0, psi_99=1 (no unit)
47 // calculation of the residual activity coefficient(
        tau_k) of group k, in a reference solution
        containing molecules of type i
48 x1_1=nu_ki(1,:)/(nu_ki(1,:)+nu_ki(2,:)); //
        calculation of mole fraction of CH3 group (pure
        acetone(1)) (no unit)
49 x1_18=nu_ki(2,:)/(nu_ki(1,:)+nu_ki(2,:)); //
        calculation of mole fraction of CH3CO group (pure
        acetone(1)) (no unit)
50 theta1_1=(Q_k(1,:)*x1_1)/((Q_k(1,:)*x1_1)+(Q_k(2,:)*
        x1_18)); // calculation of surface area fraction of
        CH3 group (pure acetone) using Eq.(11.118) (no
        unit)

```



```

51 theta1_18=(Q_k(2,:)*x1_18)/((Q_k(2,:)*x1_18)+(Q_k
    (1,:)*x1_1)); //calculation of surface area
    fraction of CH3CO group (pure acetone) using Eq
    .(11.118) (no unit)
52 //calculation of the residual activity coefficient(
    tau_k(i))of CH3 group ,in a reference solution of
    (pure acetone) using Eq.(11.117)(no unit)
53 ln_tau1_1=Q_k(1,:)*(1-log((theta1_1*psi_11)+(
    theta1_18*psi_91))-(((theta1_1*psi_11)/((theta1_1
    *psi_11)+(theta1_18*psi_91)))+((theta1_18*psi_19)
    /((theta1_1*psi_19)+(theta1_18*psi_11)))));
54 //calculation of the residual activity coefficient(
    tau_k(i))of CH3CO group ,in a reference solution
    of (pure acetone) using (Eq.11.117)(no unit)
55 ln_tau1_18=Q_k(2,:)*(1-log((theta1_1*psi_19)+(
    theta1_18*psi_99))-(((theta1_1*psi_91)/((theta1_1
    *psi_99)+(theta1_18*psi_91)))+((theta1_18*psi_99)
    /((theta1_1*psi_19)+(theta1_18*psi_99)))));
56 x2_1=nu_ki(3,)/(nu_ki(3,)+nu_ki(4,)); //
    calculation of mole fraction of CH3 group (pure n
    -pentane(2)) (no unit)
57 x2_2=nu_ki(4,)/(nu_ki(3,)+nu_ki(4,)); //
    calculation of mole fraction of CH2 group (pure n
    -pentane(2)) (no unit)
58 //As n-pentane contains only one main group (1)
59 ln_tau2_1=0;
60 ln_tau2_2=0;
61 //calculation of group residual activity
    coefficients for the given mole fraction of
    acetone in liquid phase (x1)(no unit)
62 //calculation of group mole fraction for CH3 group
    in Acetone and n-pentane using Eq.(11.115)(no
    unit)
63 x_1=((x1*nu_ki(1,))+(x2*nu_ki(3,)))/(((x1*nu_ki
    (1,))+(x1*nu_ki(2,)))+((x2*nu_ki(3,))+(x2*
    nu_ki(4,))));
64 //calculation of group mole fraction for CH2 group
    in n-Pentane using Eq.(11.115)(no unit)

```

```

65 x_2=((x2*nu_ki(4,:)))/((((x1*nu_ki(1,:))+(x1*nu_ki
    (2,:)))+(x2*nu_ki(3,:))+(x2*nu_ki(4,:))));
66 //calculation of group mole fraction for CH3CO group
    in Acetone using Eq.(11.115)(no unit)
67 x_18=((x1*nu_ki(2,:)))/((((x1*nu_ki(1,:))+(x1*nu_ki
    (2,:)))+(x2*nu_ki(3,:))+(x2*nu_ki(4,:))));
68 theta_1=(Q_k(1,:)*x_1)/((Q_k(1,:)*x_1)+(Q_k(2,:)*
    x_18)+(Q_k(3,:)*x_2));//calculation of surface
    area fraction of CH3 group (using Eq.11.118)(no
    unit)
69 theta_2=(Q_k(3,:)*x_2)/((Q_k(1,:)*x_1)+(Q_k(2,:)*
    x_18)+(Q_k(3,:)*x_2));//calculation of surface
    area fraction of CH2 group (using Eq.11.118)(no
    unit)
70 theta_18=(Q_k(2,:)*x_18)/((Q_k(1,:)*x_1)+(Q_k(2,:)*
    x_18)+(Q_k(3,:)*x_2));//calculation of surface
    area fraction of CH3CO group (using Eq.11.118)(no
    unit)
71 //calculation of group residual activity coefficient
    of CH3 using Eq.(11.117)(no unit)
72 ln_tau_1=Q_k(1,:)*(1-log((theta_1*psi_11)+(theta_2*
    psi_11)+(theta_18*psi_91))-((((theta_1*psi_11)+(
    theta_2*psi_11))/((((theta_1*psi_11)+(theta_2*
    psi_11)+(theta_18*psi_91)))+(theta_18*psi_19)
    /((theta_1*psi_19)+(theta_2*psi_19)+(theta_18*
    psi_11))))));
73 //calculation of group residual activity coefficient
    of CH2 using Eq.(11.117)(no unit)
74 ln_tau_2=Q_k(3,:)*(1-log((theta_1*psi_11)+(theta_2*
    psi_11)+(theta_18*psi_91))-((((theta_1*psi_11)+(
    theta_2*psi_11))/((((theta_1*psi_11)+(theta_2*
    psi_11)+(theta_18*psi_91)))+(theta_18*psi_19)
    /((theta_1*psi_19)+(theta_2*psi_19)+(theta_18*
    psi_11))))));
75 //calculation of group residual activity coefficient
    of CH3CO using Eq.(11.117)(no unit)
76 ln_tau_18=Q_k(2,:)*(1-log((theta_1*psi_19)+(theta_2*
    psi_19)+(theta_18*psi_99))-((((theta_1+theta_2)*

```

```

    psi_91)/((theta_1*psi_11)+(theta_2*psi_11)+(
    theta_18*psi_91)))+((theta_18*psi_99)/((theta_1*
    psi_19)+(theta_2*psi_19)+(theta_18*psi_11)))));
77 // calculation of the residual contributions to the
    activity coefficients using Eq.(11.116)(no unit)
78 ln_gaamma1_r=(nu_ki(1, :)*(ln_tau_1-ln_tau1_1))+
    nu_ki(2, :)*(ln_tau_18-ln_tau1_18));
79 ln_gaamma2_r=(nu_ki(3, :)*(ln_tau_1-ln_tau2_1))+
    nu_ki(4, :)*(ln_tau_2-ln_tau2_2));
80 ln_gaamma1=ln_gaamma1_c+ln_gaamma1_r;// calculation
    of the ln(activity coefficient) using Eq.(11.104)
    (no unit)
81 ln_gaamma2=ln_gaamma2_c+ln_gaamma2_r;// calculation
    of the ln(activity coefficient) using Eq.(11.104)
    (no unit)
82 gaamma1=exp(ln_gaamma1);// calculation of the
    activity coefficient (no unit)
83 gaamma2=exp(ln_gaamma2);// calculation of the
    activity coefficient (no unit)
84
85 //OUTPUT
86
87 mprintf('The activity coefficients for the system
    using the UNIFAC method are : gamma1=%f \t gamma2
    =%f \t\n ', gaamma1, gaamma2);
88
89 //=====END
    OF PROGRAM
=====

```

Chapter 12

Vapor liquid Equilibrium

Scilab code Exa 12.1 Margules parameters

```
1 // Y.V.C.Rao ,1997.Chemical Engineering
  Thermodynamics.Universities Press ,Hyderabad ,India
  .
2
3 //Chapter-12,Example 1,Page 423
4 //Title: Margules parameters
5 //


---


6 clear
7 clc
8
9 //INPUT
10 //For convenience Benzene is taken as 1 and heptane
   is taken as 2
11 T=60;//temperature of the system in degree celsius
12 P=[237.60;265.20;317.50;333.00;368.70;387.20];//
   Pressure data in Torr (from Danneil et al.)
13 x1=[0.0870;0.1800;0.4040;0.4790;0.7130;0.9070];//
   mole fraction of benzene in the liquid phase
   corresponding to the given pressure (no unit) (
```

```

    from Danneil et al.)
14 y1=[0.1870;0.3400;0.5780;0.6420;0.7960;0.9220]; //
    mole fraction of benzene in the vapour phase
    corresponding to the given pressure (no unit) (
    from Danneil et al.)
15 antoine_const_benzene=[6.87987;1196.760;219.161]; //
    Antoine's constants for Benzene from Table A.7
16 antoine_const_heptane=[6.89386;1264.370;216.640]; //
    Antoine's constants for heptane from Table A.7
17
18 //CALCULATION
19 //The form of the Antoine's equation used is  $\log P=A$ 
     $-(B/(t+C))$ , where P is in Torr and t is in degree
    celsius
20 P1_s=10^(antoine_const_benzene(1,:)-(
    antoine_const_benzene(2,:)/(T+
    antoine_const_benzene(3,:))); //calculation of
    saturation pressure of benzene at T in Torr
21 P2_s=10^(antoine_const_heptane(1,:)-(
    antoine_const_heptane(2,:)/(T+
    antoine_const_heptane(3,:))); //calculation of
    saturation pressure of heptane at T in Torr
22 l=length(P); //iteration parameter
23 i=1; //iteration parameter
24 while i<l|i==l
25     gaamma1(i)=(y1(i,:)*P(i,:))/(x1(i,:)*P1_s); //
    calculation of activity coefficient using the
    data points (no unit)
26     gaamma2(i)=((1-y1(i,:))*P(i,:))/((1-x1(i,:))*
    P2_s); //calculation of activity coefficient
    using the data points (no unit)
27     ln_gaamma1_expt(i)=log(gaamma1(i));
28     ln_gaamma2_expt(i)=log(gaamma2(i));
29     gE_RT_x1x2(i)=((x1(i,:)*ln_gaamma1_expt(i))+((1-
    x1(i,:))*ln_gaamma2_expt(i)))/(x1(i,:)*(1-x1(
    i,:))); //calculation of gE/RT using Eq
    .(11.36) (no unit)
30     i=i+1;

```

```

31 end
32 plot(x1,gE_RT_x1x2,'o'); //Plot of gE/RTx1x2 vs x1 to
    determine A12 and A21
33 xtitle('Plot of gE/RTx1x2 vs x1','x1','gE/RTx1x2');
34 //The three suffix Margules equation is given by gE/
    RTx1x2=(A21*x1)+(A12*x2), upon plotting gE/RTx1x2
    vs x1 , the values of A12 and A21 were found (
    corresponding to x1=0 and x1=1.0. At x1=0, we get
    the value of A12 and at x1=1.0 i.e. x2=0, we get
    A21)
35 A21=0.555; //value of A21 obtained from the plot of
    gE/RTx1x2 vs x1 (no unit)
36 A12=0.315; //value of A12 obtained from the plot of
    gE/RTx1x2 vs x1 (no unit)
37 //From the Margules equations (Eq. 11.79 and 11.80),
    the activity coefficients , Pressure and the mole
    fraction of benzene in the vapour phase in the
    vapour phase are recalculated using the
    experimental values of the mole fraction of
    benzene in the liquid phase (x1) reported earlier
    and the Margules parameters found above.
38 j=1; //iteration parameter
39 while j<1||j==1
40     ln_gaamma1(j)=((1-x1(j,:))^2)*(A12+(2*(A21-A12)*
        x1(j,:))); //calculation of ln(activity
        coefficient) (no unit)
41     ln_gaamma2(j)=(x1(j,:)^2)*(A21+(2*(A12-A21)*(1-
        x1(j,:)))); //calculation of ln(activity
        coefficient) (no unit)
42     gaamma1(j)=exp(ln_gaamma1(j)); //calculation of
        the activity coefficient (no unit)
43     gaamma2(j)=exp(ln_gaamma2(j)); //calculation of
        the activity coefficient (no unit)
44     P_calc(j)=(gaamma1(j)*x1(j,:)*P1_s)+(gaamma2(j)
        *(1-x1(j,:))*P2_s); //pressure recalculated in
        Torr
45     y1_calc(j)=(gaamma1(j)*x1(j,:)*P1_s)/P(j); //
        recalculation of mole fraction of benzene in

```

```

        vapour phase (no unit)
46     j=j+1;
47 end
48
49 //OUTPUT
50 mprintf('Data for the plot of gE/RTx1x2 vs x1: \n\n'
        );
51 i=1;
52 for i=1:l
53     mprintf('P=%f Torr\t x1=%f\t y1=%f \t ln(gamma1)
        =%f\t\t ln(gamma2)=%f\t\t gE/RTx1x2=%f\n\n',P
        (i),x1(i),y1(i),ln_gaamma1_expt(i),
        ln_gaamma2_expt(i),gE_RTx1x2(i));
54 end
55 mprintf('Results: \n\n');
56 i=1;
57 for i=1:l
58     mprintf('x1=%f \t gamma1=%f \t gamma2=%f \t
        P_Exptl.=%f Torr\t P_Calc=%f Torr\t y1_Exptl=
        %f \t y1_calc=%f \n\n',x1(i),gaamma1(i),
        gaamma2(i),P(i),P_calc(i),y1(i),y1_calc(i));
59 end
60
61 //=====END
        OF PROGRAM
        =====

62 //DISCLAIMER:ONE OF THE VALUES OF y1(Exptl) GIVEN IN
        THE ANSWER HAS A TYPO ERROR. THE VALUE AS GIVEN
        IN THE QUESTION IS 0.7960,WHILE WHAT IS GIVEN IN
        THE ANSWER IS 0.7920 THIS HAS BEEN CORRECTED IN
        THIS CODE.

```

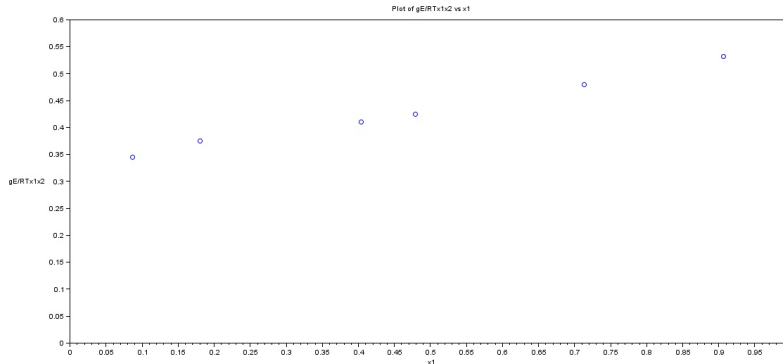


Figure 12.1: Margules parameters

Scilab code Exa 12.2 van Laar parameters and txy data

```

1 // Y.V.C.Rao ,1997.Chemical Engineering
  Thermodynamics.Universities Press ,Hyderabad ,India
  .
2
3 //Chapter –12,Example 2,Page 427
4 //Title: van Laar parameters and t–x–y data
5 //

```

```

6 clear
7 clc
8
9 //INPUT
10 //For convenience methanol is taken as 1 and
  nitromethane is taken as 2
11 P=760;//pressure of the system in Torr
12 t=[96.90;68.20;65.10;64.50];//temperature of the
  system in degree celsius (from Nakanishi et al.)
13 x1=[0.0150;0.4260;0.7470;0.9140];//mole fraction of
  methanol in the liquid phase corresponding to the
  given temperature (no unit) (from Nakanishi et

```



```

    al.)
14 y1=[0.1330;0.7470;0.8380;0.9210]; //mole fraction of
    methanol in the vapour phase corresponding to the
    given temperature (no unit) (from Nakanishi et
    al.)
15 antoine_const_methanol=[8.08097;1582.271;239.726]; //
    Antoine's constants for methanol from Table A.7
16 antoine_const_nmethane=[7.28166;1446.937;227.600]; //
    Antoine's constants for nitromethane from Table A
    .7
17
18 //CALCULATION
19 //The form of the Antoine's equation used is  $\log P = A - (B/(t+C))$ , where P is in Torr and t is in degree
    celsius
20 l=length(t); //iteration parameter
21 i=1;
22 while i<l|i==l
23 //calculation of saturation pressure of methanol at
    t in Torr
24 P1_s(i)=10^(antoine_const_methanol(1,:)-(
    antoine_const_methanol(2,:)/(t(i,:)+
    antoine_const_methanol(3,:))));
25 //calculation of saturation pressure of nitromethane
    at t in Torr
26 P2_s(i)=10^(antoine_const_nmethane(1,:)-(
    antoine_const_nmethane(2,:)/(t(i,:)+
    antoine_const_nmethane(3,:))));
27 gaamma1(i)=(y1(i,:)*P)/(x1(i,:)*P1_s(i)); //
    calculation of activity coefficient using the
    data points (no unit)
28 gaamma2(i)=((1-y1(i,:))*P)/((1-x1(i,:))*P2_s(i)); //
    calculation of activity coefficient using the
    data points (no unit)
29 ln_gaamma1(i)=log(gaamma1(i)); //calculating the
    value of ln(activity coefficient) (no unit)
30 ln_gaamma2(i)=log(gaamma2(i)); //calculating the
    value of ln(activity coefficient) (no unit)

```

```

31 gE_RT(i)=((x1(i,:)*ln_gaamma1(i))+((1-x1(i,:))*
    ln_gaamma2(i))); // calculation of gE/RT using Eq
    .(11.36) (no unit)
32 x1x2_gE_RT(i)=(x1(i,:)*(1-x1(i,:)))/gE_RT(i); //
    function for plotting againt x1 to determine the
    van Laar paramters (no unit)
33 i=i+1;
34 end
35 plot(x1,x1x2_gE_RT,'o'); //Plot of RTx1x2/gE vs x1 to
    determine A and B
36 xtitle('Plot of RTx1x2/gE vs x1','x1','RTx1x2/gE');
37 //The values of the intercepts are read from Plot
    12.2. From the intercepts ,the value of A and B
    are determined as given below
38 intercept_A=0.6725; //value of 1/A at x1=0, read from
    the plot (no unit)
39 intercept_B=0.710; //value of 1/B at x1=1.0, read
    from the plot (no unit)
40 A=1/intercept_A; //calculation of A (no unit)
41 B=1/intercept_B; //calculation of B (no unit)
42 //From the van Laar equations and using the van Laar
    parameters determined above along with the
    reported values of the mole fraction of methanol
    in the liquid phase (x1), the activity
    coefficients and the mole fraction of methanol in
    the vapour phase (y1) are found out.
43 j=1; //iteration parameter
44 tol=1e-6; //tolerance limit for convergence of the
    system when using fsolve
45 while j<1||j==1
46     ln_gaamma1_new(j)=A/(1+((A/B)*(x1(j,:)/(1-x1(j
        ,:))))^2); //calculation of ln(activity
        coefficient) (no unit)
47     ln_gaamma2_new(j)=B/(1+((B/A)*((1-x1(j,:))/x1(j
        ,:))))^2; //calculation of ln(activity
        coefficient) (no unit)
48     gaamma1(j)=exp(ln_gaamma1_new(j)); //calculation
        of the activity coefficient (no unit)

```

```

49     gaamma2(j)=exp(ln_gaamma2_new(j)); // calculation
        of the activity coefficient (no unit)
50     tguess(j)=100; //taking a guess value for the
        temperature to be used in the fsolve function
        in degree celsius
51     function [fn]=solver_func(ti)
52     fn=((gaamma1(j)*(x1(j,:)/P)*(10^(
        antoine_const_methanol(1,:)-(
        antoine_const_methanol(2,:)/(ti+
        antoine_const_methanol(3,:)))))))+(gaamma2(j))
        *((1-x1(j,:)/P)*(10^(antoine_const_nmethane
        (1,:)-(antoine_const_nmethane(2,:)/(ti+
        antoine_const_nmethane(3,:))))))) -1.0; //Function
        defined for solving the system
53     endfunction
54     [t_calc(j)]=fsolve(tguess(j),solver_func,tol) //using
        inbuilt function fsolve for solving the system
        of equations
55     j=j+1;
56     end
57     //Recalculation of the mole fraction of methanol in
        the vapour phase using the temperature
        recalculated above and the activity coefficients
        calculated above
58     j=1; //iteration paramter
59     while j<1||j==1
60     //recalculation of saturation pressure of methanol
        at t in Torr
61     P1_s_calc(j)=10^(antoine_const_methanol(1,:)-(
        antoine_const_methanol(2,:)/(t_calc(j,:)+
        antoine_const_methanol(3,:)))));
62     //recalculation of saturation pressure of
        nitromethane at t in Torr
63     P2_s_calc(j)=10^(antoine_const_nmethane(1,:)-(
        antoine_const_nmethane(2,:)/(t_calc(j,:)+
        antoine_const_nmethane(3,:)))));
64     y1_calc(j)=(gaamma1(j)*x1(j,:)*P1_s_calc(j))/P; //
        recalculation of the mole fraction of methanol in

```

```

        vapour phase (no unit)
65 j=j+1;
66 end
67
68 //OUTPUT
69 mprintf('Data for the plot of RTx1x2/gE vs x1: \n\n'
        );
70 i=1;
71 for i=1:l
72     mprintf('t=%f degree celsius\t P1_s=%f Torr \t
        P2_s=%f Torr \t x1=%f\t y1=%f \n ln(gamma1)=
        %f\t\t ln(gamma2)=%f\t\t RTx1x2/gE=%f\n\n',t(
        i),P1_s(i),P2_s(i),x1(i),y1(i),ln_gaamma1(i),
        ln_gaamma2(i),x1x2_gE_RT(i));
73 end
74 mprintf('Txy data recalculated: \n \n');
75 i=1;
76 for i=1:l
77     mprintf('x1=%f \n t_exptl=%f degree celsius \t
        t_calc=%f degree celsius \n y1_exptl=%f \t\t\t
        t y1_calc=%f \n\n ',x1(i),t(i),t_calc(i),y1(i)
        ),y1_calc(i));
78 end
79
80 //=====END
        OF PROGRAM
        =====

```

Scilab code Exa 12.3 Pxy data using the Margules parameters

```

1 // Y.V.C.Rao ,1997.Chemical Engineering
    Thermodynamics.Universities Press ,Hyderabad ,India

```

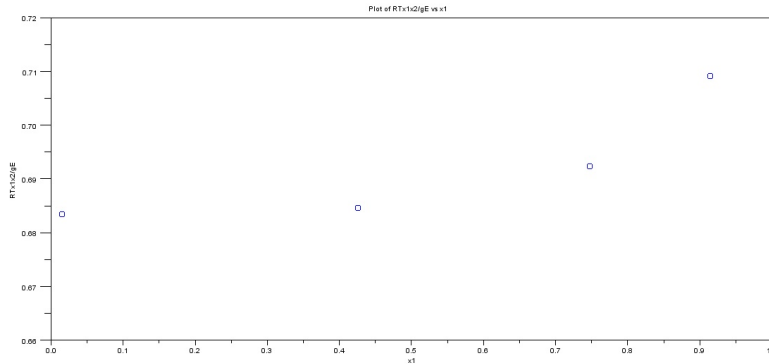


Figure 12.2: van Laar parameters and txy data

```

2
3 //Chapter -12, Example 3, Page 430
4 //Title: P-x-y data using the Margules parameters
5 //


---


6 clear
7 clc
8
9 //INPUT
10 //For convenience acetone is taken as 1 and
    cyclohexane is taken as 2
11 T=25; //temperature of the system in degree celsius
12 A12=2.0522; //three suffix Margules parameters for
    the system (no unit)
13 A21=1.7201; //three suffix Margules parameters for
    the system (no unit)
14 P
    =[118.05;207.70;246.35;259.40;261.50;262.00;261.90;258.70;252.00]
    //Pressure data in Torr (from Tasic et al.)
15 //mole fraction of acetone in the liquid phase
    corresponding to the given pressure (no unit) (

```

```

    from Tasic et al.)
16 x1
    =[0.0115;0.1125;0.3090;0.5760;0.6920;0.7390;0.7575;0.8605;0.9250]
17 //mole fraction of acetone in the vapour phase
    corresponding to the given pressure (no unit) (
    from Tasic et al.)
18 y1
    =[0.1810;0.5670;0.6550;0.7050;0.7250;0.7390;0.7460;0.8030;0.8580]

19 antoine_const_acetone=[7.11714;1210.595;229.664]; //
    Antoine's constants for acetone from Table A.7
20 antoine_const_chexane=[6.85146;1206.470;223.136]; //
    Antoine's constants for cyclohexane from Table A
    .7
21
22 //CALCULATION
23 //The form of the Antoine's equation used is  $\log P=A$ 
     $-(B/(t+C))$ , where P is in Torr and t is in degree
    celsius
24 P1_s=10^(antoine_const_acetone(1,:)-(
    antoine_const_acetone(2,:)/(T+
    antoine_const_acetone(3,:))); //calculation of
    saturation pressure of acetone at T in Torr
25 //calculation of saturation pressure of cyclohexane
    at T in Torr
26 P2_s=10^(antoine_const_chexane(1,:)-(
    antoine_const_chexane(2,:)/(T+
    antoine_const_chexane(3,:)));
27
28 //From the Margules equations (Eq. 11.79 and 11.80),
    the activity coefficients are found out
29 l=length(P); //iteration parameter
30 j=1; //iteration parameter
31 while j<l|j==l
32     ln_gamma1(j)=((1-x1(j,:))^2)*(A12+(2*(A21-A12)*
        x1(j,:))); //calculation of ln(activity
        coefficient) (no unit)

```

```

33     ln_gaamma2(j)=(x1(j,:) ^2)*(A21+(2*(A12-A21)*(1-
        x1(j,:))); //calculation of ln(activity
        coefficient) (no unit)
34     gaamma1(j)=exp(ln_gaamma1(j)); //calculation of
        the activity coefficient (no unit)
35     gaamma2(j)=exp(ln_gaamma2(j)); //calculation of
        the activity coefficient (no unit)
36     P(j)=(gaamma1(j)*x1(j, :)*P1_s)+(gaamma2(j)*(1-x1
        (j, :))*P2_s); //calculation of pressure in
        Torr
37     y1_calc(j)=(gaamma1(j)*x1(j, :)*P1_s)/P(j); //
        calculation of mole fraction of acetone in
        vapour phase (no unit)
38     j=j+1;
39 end
40
41 //OUTPUT
42 mprintf('P-x-y data: \n\n');
43 i=1;
44 mprintf('x1 \t gamma1\t gamma2 \t P (Torr) \t y1
        \n');
45 for i=1:l
46     mprintf('%0.4f \t %f \t %f \t %f \t %f \n',x1(i)
        ),gaamma1(i),gaamma2(i),P(i),y1_calc(i));
47 end
48
49 //=====END
        OF PROGRAM
        =====

```

Scilab code Exa 12.4 Pxy data using the van Laar model

```

1 // Y.V.C.Rao ,1997. Chemical Engineering
    Thermodynamics. Universities Press ,Hyderabad ,India

```

```

2
3 //Chapter-12,Example 4,Page 432
4 //Title: P-x-y data using the van Laar model
5 //

```

```

6 clear
7 clc
8
9 //INPUT
10 //For convenience acetone is taken as 1 and
    cyclohexane is taken as 2
11 T=25;//temperature of the system in degree celsius
12 A=2.0684;//the van Laar parameters for the system (
    no unit)
13 B=1.7174;//the van Laar parameters for the system (
    no unit)
14 P
    =[118.05;207.70;246.35;259.40;261.50;262.00;261.90;258.70;252.00]
    //Pressure data in Torr (from Tasic et al.)
15 //mole fraction of acetone in the liquid phase
    corresponding to the given pressure (no unit) (
    from Tasic et al.)
16 x1
    =[0.0115;0.1125;0.3090;0.5760;0.6920;0.7390;0.7575;0.8605;0.9250]
17 //mole fraction of acetone in the vapour phase
    corresponding to the given pressure (no unit) (
    from Tasic et al.)
18 y1
    =[0.1810;0.5670;0.6550;0.7050;0.7250;0.7390;0.7460;0.8030;0.8580]
19 antoine_const_acetone=[7.11714;1210.595;229.664];//
    Antoine's constants for acetone from Table A.7
20 antoine_const_chexane=[6.85146;1206.470;223.136];//
    Antoine's constants for cyclohexane from Table A
    .7

```



```

21
22 //CALCULATION
23 //The form of the Antoine's equation used is  $\log P = A - (B/(t+C))$ , where P is in Torr and t is in degree
    celsius
24 P1_s=10^(antoine_const_acetone(1,:)-(
    antoine_const_acetone(2,:)/(T+
    antoine_const_acetone(3,:))); //calculation of
    saturation pressure of acetone at T in Torr
25 //calculation of saturation pressure of cyclohexane
    at T in Torr
26 P2_s=10^(antoine_const_chexane(1,:)-(
    antoine_const_chexane(2,:)/(T+
    antoine_const_chexane(3,:)));
27 //From the van Laar equations(Eq. 11.82 and 11.83),
    the activity coefficients are found out
28 l=length(P); //iteration parameter
29 j=1; //iteration parameter
30 while j<l | j==l
31     ln_gaamma1(j)=A/(1+((A*x1(j,:))/(B*(1-x1(j,:))))
        )^2; //calculation of ln(activity coefficient)
        (no unit)
32     ln_gaamma2(j)=B/(1+((B*(1-x1(j,:)))/(A*x1(j,:))))
        )^2; //calculation of ln(activity coefficient)
        (no unit)
33     gaamma1(j)=exp(ln_gaamma1(j)); //calculation of
        the activity coefficient (no unit)
34     gaamma2(j)=exp(ln_gaamma2(j)); //calculation of
        the activity coefficient (no unit)
35     P(j)=(gaamma1(j)*x1(j,:)*P1_s)+(gaamma2(j)*(1-x1
        (j,:))*P2_s); //calculation of pressure in
        Torr
36     y1_calc(j)=(gaamma1(j)*x1(j,:)*P1_s)/P(j); //
        calculation of mole fraction of acetone in
        vapour phase (no unit)
37     j=j+1;
38 end
39

```

```

40 //OUTPUT
41 mprintf('P-x-y data: \n\n');
42 i=1;
43 mprintf('x1 \t gamma1 \t gamma2 \t P(Torr) \t y1 \n
');
44 for i=1:l
45     mprintf('%0.4f \t %f \t %f \t %f \t %f \n',x1(i)
),gaamma1(i),gaamma2(i),P(i),y1_calc(i));
46 end
47
48 //=====END
OF PROGRAM
=====

```

Scilab code Exa 12.5 VLE data using the van Laar model

```

1 // Y.V.C.Rao ,1997.Chemical Engineering
Thermodynamics.Universities Press ,Hyderabad ,India
.
2
3 //Chapter -12,Example 5,Page 435
4 //Title: VLE data using the van Laar model
5 //
=====

6 clear
7 clc
8
9 //INPUT
10 //For convenience chloroform is taken as 1 and
methanol is taken as 2
11 P=760;//pressure in Torr at which chloroform and
methanol form an azeotrope
12 T=53.5;//temperature in degree celsius at which

```

```

chloroform and methanol form an azeotrope
13 x1=0.65;//mole fraction of chloroform in the liquid
    phase (no unit) (corresponding to azeotropic
    composition)
14 antoine_const_chloroform=[6.95465;1170.966;226.232];
    //Antoine's constants for acetone from Table A.7
15 antoine_const_methanol=[8.08097;1582.271;239.726];//
    Antoine's constants for acetone from Table A.7
16
17 //CALCULATION
18 //The form of the Antoine's equation used is  $\log P=A$ 
     $-(B/(t+C))$ , where P is in Torr and t is in degree
    celsius
19 x2=1-x1;//calculation of the mole fraction of
    methanol in the liquid phase (no unit) (
    corresponding to azeotropic composition)
20 //calculation of saturation pressure of chloroform
    at T in Torr
21 P1_s=10^(antoine_const_chloroform(1,:)-(
    antoine_const_chloroform(2,:)/(T+
    antoine_const_chloroform(3,:)))));
22 //calculation of saturation pressure of methanol at
    T in Torr
23 P2_s=10^(antoine_const_methanol(1,:)-(
    antoine_const_methanol(2,:)/(T+
    antoine_const_methanol(3,:)))));
24 //At the azeotropic conditions, the activity
    coefficients are determined using Eq.(12.15 and
    12.16)
25 gaamma1=P/P1_s;//calculation of activity coefficient
    using Eq.(12.15) (no unit)
26 gaamma2=P/P2_s;//calculation of activity coefficient
    using Eq.(12.16) (no unit)
27 A=log(gaamma1)*(1+((x2*log(gaamma2))/(x1*log(gaamma1)
    ))))^2;//calculation of the van Laar parameter (
    no unit) using Eq.(11.84)
28 B=log(gaamma2)*(1+((x1*log(gaamma1))/(x2*log(gaamma2)
    ))))^2;//calculation of the van Laar parameter (

```

```

    no unit) using Eq.(11.85)
29 x1=0.1:0.1:0.9;//taking the values of mole fraction
    of chloroform in the liquid phase to compute the
    VLE data (no unit)
30 l=length(x1);//iteration parameter
31 j=1;//iteration parameter
32 while j<l||j==l
33     ln_gaamma1(j)=A/(1+((A*x1(:,j))/(B*(1-x1(:,j))))
        )^2;//calculation of ln(activity coefficient)
        (no unit)
34     ln_gaamma2(j)=B/(1+((B*(1-x1(:,j)))/(A*x1(:,j))))
        )^2;//calculation of ln(activity coefficient)
        (no unit)
35     gaamma1(j)=exp(ln_gaamma1(j));//calculation of
        the activity coefficient (no unit)
36     gaamma2(j)=exp(ln_gaamma2(j));//calculation of
        the activity coefficient (no unit)
37     P(j)=(gaamma1(j)*x1(:,j)*P1_s)+(gaamma2(j)*(1-x1
        (:,j))*P2_s);//calculation of pressure in
        Torr
38     y1(j)=(gaamma1(j)*x1(:,j)*P1_s)/P(j);//
        calculation of mole fraction of chloroform in
        vapour phase (no unit)
39     j=j+1;
40 end
41
42 //OUTPUT
43 mprintf('VLE data: \n\n');
44 i=1;
45 mprintf('x1 \t gamma1 \t \t gamma2 \t P (Torr) \t y1
    \n\n');
46 for i=1:l
47     mprintf('%0.1f \t %f \t %f \t %f \t %f \n',x1(i)
        ,gaamma1(i),gaamma2(i),P(i),y1(i));
48 end
49
50 //=====END
    OF PROGRAM

```

Scilab code Exa 12.6 Dew pressure and liquid composition

```
1 // Y.V.C.Rao ,1997.Chemical Engineering
   Thermodynamics. Universities Press ,Hyderabad ,India
   .
2
3 //Chapter –12,Example 6,Page 443
4 //Title: Dew pressure and liquid composition
5 //
6 clear
7 clc
8
9 //INPUT
10 //For convenience ethane is taken as 1 and propane
   is taken as 2
11 y1=0.3;//mole fraction of ethane in the vapour phase
   (no unit)
12 T=30;//temperature in degree celsius
13
14 //CALCULATION
15 //An assumption for the total Pressure is taken and
   the K factors are read from Fig.12.6. Using the K
   factor value , the value of x1 and x2 are
   computed.If x1 and x2 add up to 1, the assumption
   of total pressure is correct. Otherwise , the
   pressure is suitably adjusted
16 y2=1-y1;//calculation of the mole fraction of
   propane in the vapour phase (no unit)
17 P_guess=1;//assuming the value of pressure in MPa to
   compute the K factors
```

```

18 K1=3.4;//K factor taken from Fig.(12.6)
    corresponding to T and P_guess (no unit)
19 K2=1.1;//K factor taken from Fig.(12.6)
    corresponding to T and P_guess (no unit)
20 x1_calc=y1/K1;//calculation of the mole fraction of
    ethane in the liquid phase (no unit)
21 x2_calc=y2/K2;//calculation of the mole fraction of
    propane in the liquid phase (no unit)
22 tot=x1_calc+x2_calc;//checking if x1 and x2 add upto
    1
23 if tot==1 then
24     P=P_guess;//if the total of x1 and x2 sum up to
        1, then the assumed pressure is the Dew
        pressure (in MPa)
25     x1=x1_calc;//if the total of x1 and x2 sum up to
        1, then the calculated value of x1 is the
        correct liquid composition of ethane (no unit)
26     x2=x2_calc;//if the total of x1 and x2 sum up to
        1, then the calculated value of x2 is the
        correct liquid composition of propane (no unit
        )
27 else
28     P=1.5;//assuming a higher value of P in MPa to
        compute the K factors from Fig.(12.6), as in
        this case, the sum total of x1 and x2 are
        less than 1
29     K1=2.4;//K factor taken from Fig.(12.6)
        corresponding to T and P (no unit)
30     K2=0.8;//K factor taken from Fig.(12.6)
        corresponding to T and P (no unit)
31     x1=y1/K1;//calculation of the mole fraction of
        ethane in the liquid phase (no unit)
32     x2=y2/K2;//calculation of the mole fraction of
        propane in the liquid phase (no unit)
33 end
34
35 //OUTPUT
36 mprintf('The Dew pressure and the liquid composition

```

```

    of a binary vapour mixture of ethane and propane
    was found to be P=%0.2 f MPa\t x1=%0.3 f\t x2=%0.3
    f \t ',P,x1,x2);
37
38 //=====END
    OF PROGRAM
=====

```

Scilab code Exa 12.7 Bubble temperature and vapour composition

```

1 // Y.V.C.Rao ,1997.Chemical Engineering
  Thermodynamics.Universities Press ,Hyderabad ,India
  .
2
3 //Chapter -12,Example 7,Page 443
4 //Title: Bubble temperature and vapour composition
5 //
=====

6 clear
7 clc
8
9 //INPUT
10 //For convenience ethane is taken as 1 and propane
   is taken as 2
11 x1=0.4;//mole fraction of ethane in the liquid phase
   (no unit)
12 P=1.5;//pressure in MPa
13
14 //CALCULATION
15 //An assumption for the temperature is taken and the
   K factors are read from Fig.12.6. Using the K
   factor value , the value of y1 and y2 are computed
   .If y1 and y2 add up to 1, the assumption of the

```

```

    temperature is correct. Otherwise, the
    temperature is suitably adjusted
16  x2=1-x1;//calculation of the mole fraction of
    propane in the liquid phase (no unit)
17  t_guess=10;//assuming the value of temperature in
    degree celsius to compute the K factors
18  K1=1.8;//K factor taken from Fig.(12.6)
    corresponding to t_guess and P (no unit)
19  K2=0.5;//K factor taken from Fig.(12.6)
    corresponding to t_guess and P (no unit)
20  y1_calc=K1*x1;//calculation of the mole fraction of
    ethane in the vapour phase (no unit)
21  y2_calc=K2*x2;//calculation of the mole fraction of
    propane in the vapour phase (no unit)
22  tot=y1_calc+y2_calc;//checking if y1 and y2 add upto
    1
23  if tot==1 then
24      t=t_guess;//if the total of y1 and y2 sum up to
        1, then the assumed temperature is the bubble
        temperature (in degree celsius)
25      y1=y1_calc;//if the total of y1 and y2 sum up to
        1, then the calculated value of y1 is the
        correct vapour composition of ethane (no unit)
26      y2=y2_calc;//if the total of y1 and y2 sum up to
        1, then the calculated value of y2 is the
        correct vapour composition of propane (no unit
        )
27  else
28      t=9;//assuming a lower value of t in degree
        celsius to compute the K factors from Fig
        .(12.6), as in this case, the sum total of y1
        and y2 are greater than 1
29      K1=1.75;//K factor taken from Fig.(12.6)
        corresponding to t and P (no unit)
30      K2=0.5;//K factor taken from Fig.(12.6)
        corresponding to t and P (no unit)
31      y1=K1*x1;//calculation of the mole fraction of
        ethane in the vapour (no unit)

```



```

32     y2=K2*x2;//calculation of the mole fraction of
        propane in the vapour phase (no unit)
33 end
34
35 //OUTPUT
36 mprintf('The bubble temperature and the vapour
        composition of a binary vapour mixture of ethane
        and propane was found to be t=%d degree celsius\n
        y1=%f\t y2=%f\t ',t,y1,y2);
37
38 //=====END
        OF PROGRAM
=====

```

Scilab code Exa 12.8 Thermodynamic consistency

```

1 // Y.V.C.Rao ,1997.Chemical Engineering
        Thermodynamics.Universities Press ,Hyderabad ,India
        .
2
3 //Chapter –12,Example 8,Page 449
4 //Title: Thermodynamic consistency
5 //
=====

6 clear
7 clc
8
9 //INPUT
10 //For convenience 1-Propanol is taken as 1 and
        chlorobenzene is taken as 2
11 P
        =[350.00;446.00;518.00;574.50;609.00;632.50;665.00;681.50;691.50]
        //pressure data in Torr , taken from (Ellis et al

```

```

.)
12 x1
    =[0.0550;0.1290;0.2120;0.3130;0.4300;0.5200;0.6380;0.7490;0.8720]
    //mole fraction of 1-propanol in the liquid phase
    , taken from (Ellis et al.) (no unit)
13 y1
    =[0.3500;0.5110;0.5990;0.6500;0.6970;0.7260;0.7590;0.8130;0.8830]
    //mole fraction of 1-propanol in the vapour phase
    , taken from (Ellis et al.) (no unit)
14 antoine_const_propanol=[8.37895;1788.020;227.438]; //
    Antoine's constants for 1-Propanol from Table A.7
15 antoine_const_cbenzene=[7.17294;1549.200;229.260]; //
    Antoine's constants for Chlorobenzene from Table
    A.7
16 T=95; //temperature of the system in degree celsius
17
18 //CALCULATION
19 //The form of the Antoine's equation used is  $\log P = A - (B/(t+C))$ , where P is in Torr and t is in degree
    celsius
20 P1_s=10^(antoine_const_propanol(1,:)-(
    antoine_const_propanol(2,:)/(T+
    antoine_const_propanol(3,:))); //calculation of
    saturation pressure of propanol at T in Torr
21 //calculation of saturation pressure of
    chlorobenzene at T in Torr
22 P2_s=10^(antoine_const_cbenzene(1,:)-(
    antoine_const_cbenzene(2,:)/(T+
    antoine_const_cbenzene(3,:)));
23 l=length(P); //iteration parameter
24 i=1; //iteration parameter
25 while i<l|i==l
26     gaamma1(i)=(y1(i,:)*P(i,:))/(x1(i,:)*P1_s); //
    calculation of activity coefficient using Eq
    .(12.15) (no unit)
27     gaamma2(i)=((1-y1(i,:))*P(i,:))/((1-x1(i,:))*
    P2_s); //calculation of activity coefficient
    using Eq.(12.16) (no unit)

```

```

28     lngamma1_gamma2(i)=log(gamma1(i)/gamma2(i));//
        calculation of ln(activity coefficient1/
        activity coefficient 2) (no unit), to check
        for the consistency
29     i=i+1;
30 end
31 plot(x1,lngamma1_gamma2);//Plot of ln(gamma1/gamma2)
        vs x1 to determine A12 and A21
32 xtitle('Plot of ln(gamma1/gamma2) vs x1 ','x1','ln(
        gamma1/gamma2) ');
33 //From the figure, the area above the x-axis and the
        area below the x-axis are determined and the
        thermodynamic consistency is checked
34 area_above=1515;//area above the x-axis from the
        above plot (no unit)
35 area_below=1540;//area below the x-axis (absolute
        value) from the above plot (no unit)
36 consistency_parameter=abs((area_above-area_below)/(
        area_above+area_below));//calculating the
        paramter for checking the thermodynamic
        consistency (no unit)
37
38
39 //OUTPUT
40 mprintf('Values of ln(gamma1/gamma2): \n\n');
41 i=1;
42 mprintf('x1 \t gamma1 \t gamma2 \t ln(gamma1/gamma2)
        \n');
43
44 for i=1:l
45     mprintf('%0.4f \t %f \t %f \t %f \n',x1(i),
        gamma1(i),gamma2(i),lngamma1_gamma2(i));
46 end
47 mprintf('\nThe value of the consistency parameter=%f
        \n',consistency_parameter);
48 //0.02 is taken as the checking paramter for the
        consistency as prescribed by the author in the
        book on Page 449

```

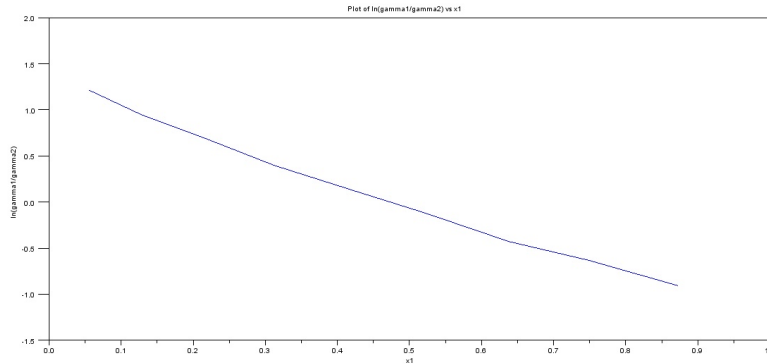


Figure 12.3: Thermodynamic consistency

```

49 if consistency_parameter < 0.02 | consistency_parameter
    == 0.02 then
50     mprintf('The VLE data is thermodynamically
        consistent ');
51 else
52     mprintf('The VLE data is not thermodynamically
        consistent ');
53 end
54
55 //=====END
    OF PROGRAM
=====

```

Scilab code Exa 12.9 Temperature composition diagram

```

1 // Y.V.C.Rao ,1997. Chemical Engineering
    Thermodynamics. Universities Press ,Hyderabad ,India

```

```

2
3 //Chapter-12,Example 9,Page 464
4 //Title: Temperature-composition diagram
5 //

```

```

6 clear
7 clc
8
9 //INPUT
10 //For convenience benzene is taken as 1 and water is
    taken as 2. They form a completely immiscible
    system
11 P=760;//pressure of the system in Torr
12 antoine_const_benzene=[6.87987;1196.760;219.161];//
    Antoine's constants for Benzene from Table A.7
13 t=60:5:100;//temperature range in degree celsius
14 //saturation pressure of water(in torr)in the
    temperature range given by t (from steam tables)
15 P2_s
    =[149.40;187.58;233.71;289.13;355.21;433.51;525.84;634.00;760.00]
16 x1=0:0.2:1;//mole fraction of benzene in the liquid
    phase (no unit) (taken in an arbitrary manner)
17
18 //CALCULATION
19 //The form of the Antoine's equation used is  $\log P=A$ 
     $-(B/(t+C))$ , where P is in Torr and t is in degree
    celsius
20 //The three phase equilibrium temperature is
    estimated using the saturation pressure values ,
    such that at the three phase equilibrium
    temperature , $P=P1_s+P2_s=P$  as given by Eq.(12.57)
    Torr
21 l=length(t);//iteration parameter
22 i=1;//iteration parameter
23 while i<l|i==l
24 //calculation of saturation pressure of benzene at T

```

```

    in Torr
25 P1_s(i)=10^(antoine_const_benzene(1,:)-(
    antoine_const_benzene(2,:)/(t(:,i)+
    antoine_const_benzene(3,:)))));
26 //calculating the total pressure in Torr so as to
    narrow down the temperature range for estimating
    the three phase equilibrium temperature
27 P_tot(i)=P1_s(i)+P2_s(i,:);
28 i=i+1;
29 end
30 //From the P_tot values calculated above, it is
    observed that the temperature range in which the
    three phase equilibrium temperature lies ,is in
    between 65 and 70 degree celsius. Using linear
    interpolation , the three phase equilibrium
    temperature is determined in degree celsius
31 T=((t(:,3)-t(:,2))*(760-P_tot(2,:)))/(P_tot(3,:)-
    P_tot(2,:))+t(:,2);//linear interpolation to
    determine the three phase equilibrium temperature
    in degree celsius
32 //calculation of saturation pressure of benzene at
    the three phase temperature in Torr
33 P1_s_three_phase=10^(antoine_const_benzene(1,:)-(
    antoine_const_benzene(2,:)/(T+
    antoine_const_benzene(3,:)))));
34 P2_s_three_phase=760-P1_s_three_phase;//calculation
    of the saturation pressure of water at the three
    phase temperature in Torr
35 y1_three_phase=P1_s_three_phase/760;//calculation of
    the mole fraction of benzene in the vapour phase
    at the three phase equilibrium point (no unit)
36 //redefining the tempeprature range in degree celsius
    for computing the vapour compositions in the two
    phase regions. (As the three phase equilibrium
    temperature lies between 65 and 70 degree
    celsius)
37 //The normal boiling point of benzene is given as
    80.1 degree celsius (at a pressure of 760 Torr)

```

```

38 trange1=T:1:T+11;//temperature range for calculating
    vapour phase composition of benzene in the two
    phase region given by (L1+V)
39 n=length(trange1);//iteration parameter
40 i=1;//iteration parameter
41 while i<n|i==n
42     if i==1 then
43         y1(i)=y1_three_phase;//calculation of the
            vapour composition of benzene in the two
            phase region (L1+V) using Eq.(12.59) (no
            unit)
44     else
45         P1_s_calc(i)=10^(antoine_const_benzene(1,:)
            -(antoine_const_benzene(2,)/(trange1(:,
            i)+antoine_const_benzene(3,:)))));
46     y1(i)=(P1_s_calc(i))/P;//calculation of the
            vapour composition of benzene in the two
            phase region (L1+V) using Eq.(12.59) (no unit
            )
47     end
48     i=i+1;
49 end
50 trange2=[70;75;80;85;90;95;100]);//temperature range
    for calculating vapour phase composition of
    benzene in the two phase region given by (L2+V)
51 P2_s_range
    =[233.71;289.13;355.21;433.51;525.84;634.00;760.00];
    //saturation pressure of water(in torr)in the
    temperature range given by trange2 (from steam
    tables)
52 p=length(trange2);//iteration parameter
53 i=1;//iteration parameter
54 //calculation of the vapour composition of benzene
    in the two phase region (L2+V) using Eq.(12.61) (
    no unit)
55 y_one(i)=y1_three_phase;
56 trange2(i)=T;
57 i=i+1;

```

```

58 while i<p|i==p
59     y_one(i)=(P-P2_s_range(i,:))/P;
60     i=i+1;
61 end
62 i=1;//iteration parameter
63 k=length(x1);//iteration parameter
64 while i<k|i==k
65     t_3phase(i)=T;//creating a vector for generating
        the plot at the three phase temperature
66     i=i+1;
67 end
68
69 //OUTPUT
70 //Generating the T-x-y plot for the benzene-water
    system
71 plot(y1,trange1);
72 plot(y_one,trange2);
73 plot(x1,t_3phase);
74 xtitle('t-x-y diagram for benzene-water sytem at
        760 Torr','x1,y1','t (degree celsius)');
75 q=length(t);//iteration parameter
76 i=1;//iteration parameter
77 mprintf('Calculations performed for determining the
        three phase equilibrium temperature\n');
78 mprintf('t(degree celsius) \t P1_s (Torr) \t P2_s (
        Torr) \t P1_s+P2_s (Torr) \n');
79 for i=1:q
80     mprintf('%d \t \t \t %f \t %0.2f \t %f \n',t(i),
        P1_s(i),P2_s(i),P_tot(i));
81 end
82 mprintf('The three phase equilibrium temperature=%0
        .2f degree celsius \n',T);
83 mprintf('The vapour phase composition of benzene at
        the three phase equilibrium point=%0.4f \n',
        y1_three_phase);
84 //=====END
    OF PROGRAM
=====

```

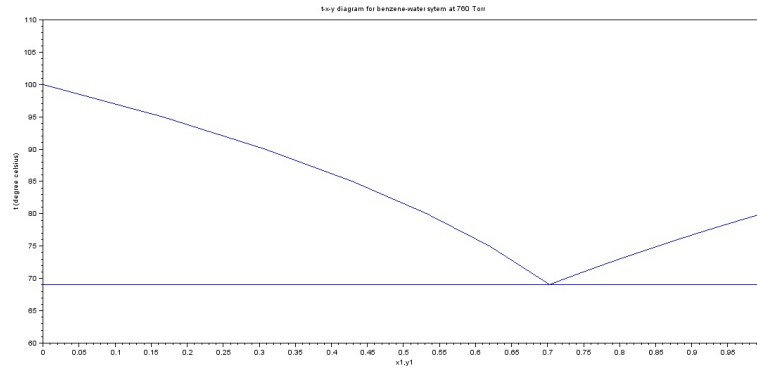



Figure 12.4: Temperature composition diagram

Chapter 13

Dilute solution laws

Scilab code Exa 13.1 Depression in freezing point

```
1 // Y.V.C.Rao ,1997.Chemical Engineering
   Thermodynamics.Universities Press ,Hyderabad ,India
   .
2
3 //Chapter-13,Example 1,Page 478
4 //Title:Depression in freezing point
5 //


---


6 clear
7 clc
8
9 //INPUT
10 weight=10; //weight of NaCl in grams
11 volume=1; //volume of water in litres
12 weight_water=1000; // weight of water in grams (
   Weight=Volume*Density , density of water =1g/cc=1g
   /ml=1000g/l)
13 molwt_NaCl=58.5; //molecular weight of NaCl in grams
14 molwt_water=18; //molecular weight of water in grams
15 hf=6.002; //enthalpy change of fusion in kJ/mol at 0
```

```

        degree celsius
16 P=101.325; //pressure in kPa
17 T=273.15; // freezing point temperature of water at
    the given pressure in K
18 R=8.314; //universal gas constant in J/molK;
19
20 //CALCULATION
21 x2=(weight/molwt_NaCl)/((weight/molwt_NaCl)+(
    weight_water/molwt_water));// calculation of
    mole fraction of solute NaCl (no unit)
22 delt=(R*T^2*x2)/(hf*10^3);//calculation of
    depression in freezing point of water using Eq
    .(13.14)
23
24 //OUTPUT
25 mprintf('\n The depression in freezing point of
    water when 10g of NaCl solute is added = %0.2f K'
    ,delt);
26
27 //=====END
    OF PROGRAM
    =====

```

Scilab code Exa 13.2 Elevation in Boiling Point

```

1 // Y.V.C.Rao ,1997.Chemical Engineering
    Thermodynamics.Universities Press ,Hyderabad ,India
    .
2
3 //Chapter-13,Example 2,Page 480
4 //Title:Elevation in Boiling Point
5 //

```

```

6 clear
7 clc
8
9 //INPUT
10 weight=10; //weight of NaCl in grams
11 volume=1; //volume of water in litres
12 weight_water=1000; // weight of water in grams (
    Weight=Volume*Density, density of water =1g/cc=1g
    /ml=1000g/l)
13 molwt_NaCl=58.5; //molecular weight of NaCl in grams
14 molwt_water=18; //molecular weight of water in grams
15 lat_ht=2256.94; //latent heat of vaporization in kJ/
    kg at 100 degree celsius (obtained from steam
    tables)
16 P=101.325; //pressure in kPa
17 T=373.15; //boiling point temperature of water at
    the given pressure in K
18 R=8.314; //universal gas constant in J/molK
19
20 //CALCULATION
21 x2=0.0031; //mole fraction of solute NaCl (From
    Example 13.1)(no unit)
22 hv=(lat_ht*molwt_water)/1000; //conversion of latent
    heat from kJ/kg to kJ/mol
23 delt=(R*T^2*x2)/(hv*10^3); //calculation of
    elevation in boiling point of water using Eq
    .(13.24)
24
25 //OUTPUT
26 mprintf('\n The elevation in boiling point of water
    when 10g of NaCl solute is added = %0.2f K',delt)
    ;
27
28 //=====END
    OF PROGRAM
    =====

```

Scilab code Exa 13.3 Osmotic pressure

```
1 // Y.V.C.Rao ,1997. Chemical Engineering
   Thermodynamics. Universities Press ,Hyderabad ,India
   .
2
3 //Chapter –13,Example 3,Page 481
4 //Title:Osmotic pressure
5 //


---


6 clear
7 clc
8
9 //INPUT
10 weight=10; //weight of NaCl in grams
11 weight_water=1000; // weight of water in grams
12 molwt_NaCl=58.5; //molecular weight of NaCl in grams
13 molwt_water=18; //molecular weight of water in grams
14 T=300; //prevailing temperature of water in K
15 R=8.314; //universal gas constant in (Pa m3)/(mol K
   );
16 v=18*10-6; //molar volume in m3/mol
17 //CALCULATION
18 x2=0.0031; //mole fraction of solute NaCl (From
   Example 13.1)(no unit)
19 pi=((R*T*x2)/v)*10-3; // calculation of osmotic
   pressure using Eq(13.30)(in kPa)
20
21 //OUTPUT
22 mprintf('\n The osmotic pressure of a solution
   conatining 10g of NaCl in 1000g of water at 300K
   = %0.2 f kPa',pi);
23
```

```
24 //=====END
    OF PROGRAM
=====
```

Scilab code Exa 13.4 Ideal solubility

```
1 // Y.V.C.Rao ,1997.Chemical Engineering
    Thermodynamics.Universities Press ,Hyderabad ,India
.
2
3 //Chapter-13,Example 4,Page 483
4 //Title:Ideal solubility
5 //
=====

6 clear
7 clc
8
9 //INPUT
10 temp=20; // prevailing tempearture in degree celsius
11 melt_temp=80.05; // melting point of naphthalene in
    degree celsius
12 hf=18.574; // enthalpy of fusion in kJ/mol
13 R=8.314; // universal gas constant in J/molK
14
15 //CALCULATION
16 t=temp+273.15; // convesion of prevailing
    temperature to K
17 melt_t=melt_temp+273.15; //conversion of melting
    point of naphtalene to K
18 x2=exp(((hf*10^3)/R)*((1/melt_t)-(1/t))); //
    calculation of ideal solubility using Eq.(13.40)(
    no unit)
19
```

```

20 //OUTPUT
21 mprintf('\n The ideal solubility of naphthalene at
      20 degree celsius= %0.4f',x2);
22
23 //=====END
      OF PROGRAM
      =====

```

Scilab code Exa 13.5 Solubility of gas

```

1 // Y.V.C.Rao ,1997.Chemical Engineering
  Thermodynamics.Universities Press ,Hyderabad ,India
  .
2
3 //Chapter-13,Example 5,Page 483
4 //Title:Solubility of gas
5 //
  =====

6 clear
7 clc
8
9 //INPUT
10 t=295.43; //prevailing temperature in K
11 sat_p=6.05; //Sasturation pressure of carbon dioxide
      at the prevailing temperature in MPa
12 p=0.1; //pressure at which solubility has to be
      determined in MPa
13
14 //CALCULATION
15 x2=p/sat_p; //calculation of solubility using Eq
      .(13.44)(no unit)
16
17 //OUTPUT

```

```
18 mprintf('\\n The solubility of carbon dioxide
    expressed in mole fraction of carbon dioxide in
    solution at 0.1MPa= %0.4f ',x2);
19
20 //=====END
    OF PROGRAM
=====
```

Chapter 14

Chemical reaction equilibrium

Scilab code Exa 14.1 Standard Gibbs free energy change and equilibrium constant

```
1 // Y.V.C.Rao ,1997. Chemical Engineering
   Thermodynamics. Universities Press ,Hyderabad ,India
   .
2
3 //Chapter -14,Example 1,Page 489
4 //Title: Standard Gibbs free energy change and
   equilibrium constant
5 //


---


6 clear
7 clc
8
9 //INPUT
10 //The water gas shift reaction is given by : CO2(g)+
   H2(g)---->CO(g)+H2O(g)
11 T=298.15; //temperature in K
12 del_Gf=[-137.327; -228.600; -394.815; 0]; //the standard
   Gibbs free energy of formation of CO(g),H2O(g),
   CO2(g) and H2(g) in kJ
```

```

13 n=[1;1;-1;-1]; //stoichiometric coefficients of CO(g)
    ,H2O(g),CO2(g) and H2(g) respectively (no unit)
14 R=8.314; //universal gas constant in J/molK
15
16 //CALCULATION
17 //calculation of the standard Gibbs free energy of
    reaction at 298.15K using Eq.(14.1) in kJ
18 del_G=(n(1,:)*del_Gf(1,:))+n(2,:)*del_Gf(2,:)+n
    (3,:)*del_Gf(3,:)+n(4,:)*del_Gf(4,:);
19 Ka=exp((-del_G*10^3)/(R*T)); //calculation of the
    equilibrium constant using Eq.(14.9) (no unit)
20
21 //OUTPUT
22 mprintf('The standard Gibbs free energy of the water
    gas shift reaction at 298.15K=%0.3f kJ \n',del_G
    );
23 mprintf('The equilibrium constant of the water gas
    shift reaction at 298.15K=%0.3e \n',Ka);
24
25 //=====END
    OF PROGRAM
    =====

```

Scilab code Exa 14.2 Standard Gibbs free energy of formation

```

1 // Y.V.C.Rao ,1997.Chemical Engineering
    Thermodynamics.Universities Press,Hyderabad,India
    .
2
3 //Chapter-14,Example 2,Page 490
4 //Title: Standard Gibbs free energy of formation
5 //

```

```

6 clear
7 clc
8
9 //INPUT
10 T=298.15; //temperature in K
11 P_s=0.16716; //saturation pressure of CH3OH in bar at
    T
12 //The reactions can be written down as:
13 //C(s)+2H2(g)+(1/2)O2(g)---->CH3OH(l)---->del_G1
14 //CH3OH(l)---->CH3OH(g)---->del_G2
15 // Overall: C(s)+2H2(g)+(1/2)O2(g)---->CH3OH(g)---->
    del_G=del_G2+del_G1
16 del_G1=-166.215; //standard Gibbs free energy of
    formation of CH3OH(l) in kJ
17 R=8.314; //universal gas constant in J/molK
18
19 //CALCULATION
20 //Now, the value of del_G2 has to be computed, from
    which del_G can be determined. The standard state
    for CH3OH(l) is 1 bar and 298.15K
21 //del_G2 is given by, del_G2=RTln(f_v/f_l), where
    f_v and f_l are the fugacities of the vapour and
    liquid phases respectively
22 //At 1 bar pressure, the vapour is an ideal gas and
    hence its fugacity is equal to pressure
23 f_v=1; //fugacity of the vapour in bar
24 f_l=P_s; //fugacity of the liquid is the saturation
    pressure at T, in bar
25 del_G2=R*T*log(f_v/f_l)*10^-3; //calculation of the
    value of del_G2 in kJ
26 del_G=del_G2+del_G1; //calculation of the standard
    Gibbs free energy of formation of CH3OH(g) in kJ
27
28 //OUTPUT
29 mprintf('The standard Gibbs free energy of formation
    of CH3OH(g)=%0.3f kJ \n',del_G);
30
31

```

```
32 //=====END
    OF PROGRAM
=====
```

Scilab code Exa 14.3 Equilibrium constant

```
1 // Y.V.C.Rao ,1997.Chemical Engineering
   Thermodynamics. Universities Press ,Hyderabad ,India
.
2
3 //Chapter -14,Example 3,Page 491
4 //Title: Equilibrium constant
5 //
=====

6 clear
7 clc
8
9 //INPUT
10 //The water gas shift reaction is given by: CO2(g)+
    H2(g)---->CO(g)+H2O(g)
11 T1=298.15;//initial temperature in K
12 Ka1=8.685*10^-6;//equilibrium constant for the water
    -gas shift reaction at T1 (no unit)
13 T2=1000;//temperature at which the equilibrium
    constant has to be determined in K
14 R=8.314;//universal gas constant in J/molK
15 del_Hf=[-110.532;-241.997;-393.978;0];//the standard
    enthalpy of formation of CO(g),H2O(g),CO2(g) and
    H2(g) in kJ
16 n=[1;1;-1;-1];//stoichiometric coefficients of CO(g)
    ,H2O(g),CO2(g) and H2(g) respectively (no unit)
17
18 //CALCULATION
```

```

19 //It is assumed that del_H is constant in the
    temperature range T1 and T2
20 del_H=(n(1,:)*del_Hf(1,:))+n(2,:)*del_Hf(2,:)+n
    (3,:)*del_Hf(3,:)+n(4,:)*del_Hf(4,:);//
    calculation of the standard enthalpy of the
    reaction in kJ
21 Ka2=Ka1*exp(((del_H*10^3)/R)*((1/T1)-(1/T2)));//
    calculation of the equilibrium constant at T2 (no
    unit)
22
23 //OUTPUT
24 mprintf('The equilibrium constant for the water gas
    shift reaction at 1000K=%f \n',Ka2);
25
26
27 //=====END
    OF PROGRAM
    =====

```

Scilab code Exa 14.4 Equilibrium constant with enthalpy of reaction varying with temperature

```

1 // Y.V.C.Rao ,1997.Chemical Engineering
    Thermodynamics.Universities Press ,Hyderabad ,India
    .
2
3 //Chapter -14,Example 4,Page 492
4 //Title: Equilibrium constant with enthalpy of
    reaction varying with temperature
5 //
    =====
6 clear
7 clc

```

```

8
9 //INPUT
10 //The water gas shift reaction is given by: CO2(g)+
    H2(g)---->CO(g)+H2O(g)
11 P=0.1;//pressure in MPa
12 T1=298.15;//initial temperature in K
13 Ka1=8.685*10^-6;//equilibrium constant for the water
    -gas shift reaction at T1 (no unit) (from Example
    14.1)
14 T2=1000;//temperature at which the equilibrium
    constant is to be found, in K
15 del_H=41.449;//standard enthalpy of the reaction at
    T1 in kJ (from Example 14.3)
16 //The isobaric molar capacity is given by Cp=a+bT+cT
    ^2+dT^3+eT^-2 in J/molK and T is in K from
    Appendix A.3
17 //coefficient in the expression for computing the
    isobaric molar heat capacity from Appendix A.3 (
    for CO(g),H2O(g),CO2(g),H2(g) respectively)
18 a=[28.068;28.850;45.369;27.012];
19 //coefficient in the expression for computing the
    isobaric molar heat capacity from Appendix A.3 (
    for CO(g),H2O(g),CO2(g),H2(g) respectively)
20 b
    =[4.631*10^-3;12.055*10^-3;8.688*10^-3;3.509*10^-3];
21 //coefficient in the expression for computing the
    isobaric molar heat capacity from Appendix A.3 (
    for CO(g),H2O(g),CO2(g),H2(g) respectively)
22 c=[0;0;0;0];
23 //coefficient in the expression for computing the
    isobaric molar heat capacity from Appendix A.3 (
    for CO(g),H2O(g),CO2(g),H2(g) respectively)
24 d=[0;0;0;0];
25 //coefficient in the expression for computing the
    isobaric molar heat capacity from Appendix A.3 (
    for CO(g),H2O(g),CO2(g),H2(g) respectively)
26 e=[-0.258*10^5;1.006*10^5;-9.619*10^5;0.690*10^5];

```

```

27 n=[1;1;-1;-1]; //stoichiometric coefficients of CO(g)
    ,H2O(g),CO2(g) and H2(g) respectively (no unit)
28 R=8.314; //universal gas constant in J/molK
29 Ka2_prev=1.0855; //equilibrium constant calculated in
    Example (14.3) without considering the variation
    of del_H between T1 and T2 (no unit)
30
31
32 //CALCULATION
33 //Framing the isobaric molar heat capacity
    expression
34 del_a=(n(1,:)*a(1,:))+(n(2,:)*a(2,:))+(n(3,:)*a(3,:))
    +(n(4,:)*a(4,:));
35 del_b=(n(1,:)*b(1,:))+(n(2,:)*b(2,:))+(n(3,:)*b(3,:))
    +(n(4,:)*b(4,:));
36 del_c=(n(1,:)*c(1,:))+(n(2,:)*c(2,:))+(n(3,:)*c(3,:))
    +(n(4,:)*c(4,:));
37 del_d=(n(1,:)*d(1,:))+(n(2,:)*d(2,:))+(n(3,:)*d(3,:))
    +(n(4,:)*d(4,:));
38 del_e=(n(1,:)*e(1,:))+(n(2,:)*e(2,:))+(n(3,:)*e(3,:))
    +(n(4,:)*e(4,:));
39 //Using Eq.14.21 to compute the value of del_H0 in
    kJ
40 del_H0=(del_H*10^3)-((del_a*T1)+((del_b/2)*T1^2)+((
    del_c/3)*T1^3)+((del_d/4)*T1^4)-(del_e/T1));
41 //Calculation of the integration constant using Eq
    .(14.22) (no unit)
42 I=(log(Ka1))-((1/R)*((-del_H0/T1)+(del_a*log(T1))+((
    del_b/2)*T1)+((del_c/6)*T1^2)+((del_d/12)*T1^3)
    +((del_e/(2*T1^2)))));
43 //calculation of the equilibrium constant at T2
    using Eq.(14.22) (no unit)
44 Ka2=exp(((1/R)*((-del_H0/T2)+(del_a*log(T2))+((del_b
    /2)*T2)+((del_c/6)*T2^2)+((del_d/12)*T2^3)+((
    del_e/(2*T2^2)))))+I);
45
46 //OUTPUT
47 mprintf('The equilibrium constant for the water gas

```

```

    shift reaction at 1000K by taking into account
    the variation of del_H with temperature=%f \n',
    Ka2);
48 mprintf('The equilibrium constant for the water gas
    shift reaction at 1000K without considering the
    variation of del_H with temperature as given by
    Example (14.3)=%0.4f \n',Ka2_prev);
49
50
51 //=====END
    OF PROGRAM
=====

```

Scilab code Exa 14.5 Conversion and composition of the equilibrium mixture

```

1 // Y.V.C.Rao ,1997.Chemical Engineering
    Thermodynamics. Universities Press ,Hyderabad ,India
    .
2
3 //Chapter -14,Example 5,Page 494
4 //Title: Conversion and composition of the
    equilibrium mixture
5 //
=====

6 clear
7 clc
8
9 //INPUT
10 //Industrial methanol is produced by the following
    reaction:
11 //CO(g)+2H2(g)---->CH3OH(g)
12 T0=298.15; //standard temperature in K

```



```

13 T=500; //temperature in K
14 P=5; //pressure in bar
15 del_Hv=37.988; //enthalpy of vapourization of CH3OH
    at 298.15K in kJ/mol
16 R=8.314; //universal gas constant in J/molK
17 del_Gf=[-161.781;-137.327;0] //Standard Gibbs free
    energies of formation of CH3OH(g) from Example
    (14.2),CO(g) and H2(g) respectively in kJ
18 del_Hf=[-238.648;-110.532;0] //Standard enthalpies of
    formation of CH3OH(l), CO(g) and H2(g)
    respectively in kJ
19 //The isobaric molar capacity is given by  $C_p=a+bT+cT$ 
     $^2+dT^3+eT^{-2}$  in J/molK and T is in K from
    Appendix A.3
20 //coefficient in the expression for computing the
    isobaric molar heat capacity from Appendix A.3 (
    for CH3OH(g),CO(g),H2(g) respectively)
21 a=[18.382;28.068;27.012];
22 //coefficient in the expression for computing the
    isobaric molar heat capacity from Appendix A.3 (
    for CH3OH(g),CO(g),H2(g) respectively)
23 b=[101.564*10^-3;4.631*10^-3;3.509*10^-3];
24 //coefficient in the expression for computing the
    isobaric molar heat capacity from Appendix A.3 (
    for CH3OH(g),CO(g),H2(g) respectively)
25 c=[-28.683*10^-6;0;0];
26 //coefficient in the expression for computing the
    isobaric molar heat capacity from Appendix A.3 (
    for CH3OH(g),CO(g),H2(g) respectively)
27 d=[0;0;0];
28 //coefficient in the expression for computing the
    isobaric molar heat capacity from Appendix A.3 (
    for CH3OH(g),CO(g),H2(g) respectively)
29 e=[0;-0.258*10^5;0.690*10^5];
30 n=[1;-1;-2]; //stoichiometric coefficients of CH3OH(g)
    ),CO(g) and H2(g) respectively (no unit)
31 m=[0;1;2]; //mole number in feed (for CH3OH(g),CO(g),
    H2(g) respectively)

```

```

32
33 //CALCULATION
34 del_Hf_CH3OH_g=del_Hf(1,:)+del_Hv;//calculation of
    the standard enthalpy of formation of CH3OH(g) in
    kJ
35 del_G=(n(1,:)*del_Gf(1,:))+(n(2,:)*del_Gf(2,:))+(n
    (3,:)*del_Gf(3,:));//calculation of the Gibbs
    free energy of reaction in kJ
36 del_H=del_Hf_CH3OH_g+(n(2,:)*del_Hf(2,:))+(n(3,:)*
    del_Hf(3,:));//calculation of the enthalpy of the
    reaction in kJ
37 //Framing the isobaric molar heat capacity
    expression
38 del_a=(n(1,:)*a(1,:))+(n(2,:)*a(2,:))+(n(3,:)*a(3,:
    ));
39 del_b=(n(1,:)*b(1,:))+(n(2,:)*b(2,:))+(n(3,:)*b(3,:
    ));
40 del_c=(n(1,:)*c(1,:))+(n(2,:)*c(2,:))+(n(3,:)*c(3,:
    ));
41 del_d=(n(1,:)*d(1,:))+(n(2,:)*d(2,:))+(n(3,:)*d(3,:
    ));
42 del_e=(n(1,:)*e(1,:))+(n(2,:)*e(2,:))+(n(3,:)*e(3,:
    ));
43 //Using Eq.14.21 to compute the value of del_H0 in
    kJ
44 del_H0=((del_H*10^3)-((del_a*T0)+((del_b/2)*T0^2)+((
    del_c/3)*T0^3)+((del_d/4)*T0^4)-(del_e/T0)))
    *10^-3;
45 //Using Eq.14.23 to compute the integration constant
    (no unit)
46 I=(1/(R*T0))*((del_H0*10^3)-(del_a*T0*log(T0))-((
    del_b/2)*T0^2)-((del_c/6)*T0^3)-((del_d/12)*T0^4)
    -((del_e/2)*(1/T0))-(del_G*10^3));
47 //Using Eq.14.23 to compute the Gibbs free energy of
    the reaction at T in kJ
48 del_G_T=((del_H0*10^3)-(del_a*T*log(T))-((del_b/2)*T
    ^2)-((del_c/6)*T^3)-((del_d/12)*T^4)-((del_e/2)
    *(1/T))-(I*R*T))*10^-3;

```

```

49 Ka=exp((-del_G_T*10^3)/(R*T)); //calculation of the
    equilibrium constant (no unit)
50 del_n=n(1,:)+n(2,:)+n(3,:); //calculation of the
    total mole number (no unit)
51 Ky=Ka/((P)^del_n); //calculation of the equilibrium
    constant in terms of the mole fractions using Eq
    .(14.30) (no unit) (K_phi=1.0, assuming ideal gas
    behaviour)
52 mtot=m(1,:)+m(2,:)+m(3,:); //calculation of the total
    mole number of feed entering (no unit)
53 //To determine the degree of conversion, the inbuilt
    function fsolve is used to solve the equation
    given by Ky=(y_CH3OH)/(y_CO*y_H2^2), where
    y_CH3OH,y_CO,y_H2 are the mole fractions of
    CH3OH,CO,H2 respectively. Let the equilibrium
    conversion be denoted as E
54 E_guess=0.1; //taking a guess value for the degree of
    conversion ,to be used in the inbuilt function
    fsolve (no unit)
55 tol=1e-6; //tolerance limit for convergence of the
    system when using fsolve
56 function [fn]=solver_func(Ei)
57     //Function defined for solving the system
58     fn=Ky-((((m(1,:)+(n(1,:)*Ei))/(mtot+(del_n*Ei)))^n
        (1,:))*(((m(2,:)+(n(2,:)*Ei))/(mtot+(del_n*Ei)))
        ^n(2,:))*(((m(3,:)+(n(3,:)*Ei))/(mtot+(del_n*Ei)
        ))^n(3,:)));
59 endfunction
60 [E]=fsolve(E_guess,solver_func,tol) //using inbuilt
    function fsolve for solving the system of
    equations
61 //Calculation of the composition of the equilibrium
    mixture (for CH3OH(g),CO(g),H2(g) respectively)(
    no unit)
62 y_CH3OH=(m(1,:)+(n(1,:)*E))/(mtot+(del_n*E));
63 y_CO=(m(2,:)+(n(2,:)*E))/(mtot+(del_n*E));
64 y_H2=(m(3,:)+(n(3,:)*E))/(mtot+(del_n*E));
65

```

```

66 //OUTPUT
67 mprintf('The degree of conversion at 500K and 5bar
        pressure=%0.4f\n',E);
68 mprintf('The composition of the equilibrium mixture
        at 500K and 5bar pressure: y_CH3OH=%0.4f\t y_CO=
        %0.4f\t y_H2=%0.4f\n',y_CH3OH,y_CO,y_H2);
69
70 //=====END
        OF PROGRAM
        =====

```

Scilab code Exa 14.6 Conversion and composition of the equilibrium mixture at 5 and 100 bar Pressures

```

1 // Y.V.C.Rao ,1997.Chemical Engineering
    Thermodynamics.Universities Press ,Hyderabad ,India
    .
2
3 //Chapter -14,Example 6,Page 496
4 //Title: Conversion and composition of the
    equilibrium mixture at 5 and 100 bar Pressures
5 //
    =====

6 clear
7 clc
8
9 //INPUT
10 //Industrial methanol is produced by the following
    reaction:
11 //CO(g)+2H2(g)---->CH3OH(g)
12 T0=298.15;//standard temperature in K
13 T=500;//temperature in K
14 P1=5;//pressure in bar

```

```

15 P2=100; //pressure in bar
16 del_Hv=37.988; //enthalpy of vapourization of CH3OH
    at 298.15K in kJ/mol
17 R=8.314; //universal gas constant in J/molK
18 del_Gf=[-161.781;-137.327;0] //Standard Gibbs free
    energies of formation of CH3OH(g) from Example
    (14.2),CO(g) and H2(g) respectively in kJ
19 del_Hf=[-238.648;-110.532;0] //Standard enthalpies of
    formation of CH3OH(l), CO(g) and H2(g)
    respectively in kJ
20 //The isobaric molar capacity is given by  $C_p=a+bT+cT$ 
     $^2+dT^3+eT^{-2}$  in J/molK and T is in K from
    Appendix A.3
21 //coefficient in the expression for computing the
    isobaric molar heat capacity from Appendix A.3 (
    for CH3OH(g),CO(g),H2(g) respectively)
22 a=[18.382;28.068;27.012];
23 //coefficient in the expression for computing the
    isobaric molar heat capacity from Appendix A.3 (
    for CH3OH(g),CO(g),H2(g) respectively)
24 b=[101.564*10-3;4.631*10-3;3.509*10-3];
25 //coefficient in the expression for computing the
    isobaric molar heat capacity from Appendix A.3 (
    for CH3OH(g),CO(g),H2(g) respectively)
26 c=[-28.683*10-6;0;0];
27 //coefficient in the expression for computing the
    isobaric molar heat capacity from Appendix A.3 (
    for CH3OH(g),CO(g),H2(g) respectively)
28 d=[0;0;0];
29 //coefficient in the expression for computing the
    isobaric molar heat capacity from Appendix A.3 (
    for CH3OH(g),CO(g),H2(g) respectively)
30 e=[0;-0.258*105;0.690*105];
31 n=[1;-1;-2]; //stoichiometric coefficients of CH3OH(g)
    ),CO(g) and H2(g) respectively (no unit)
32 m=[0;1;2]; //mole number in feed (for CH3OH(g),CO(g),
    H2(g) respectively)
33

```

```

34 //CALCULATION
35 //From Example 14.5, the conversion and the
    equilibrium composition has been determined and
    this is given below:
36 E1=0.0506;
37 y_CH3OH_1=0.0175;
38 y_CO_1=0.3275;
39 y_H2_1=0.6550;
40 //Calculation of conversion and equilibrium
    composition for the pressure of 100 bars(P2)
41 del_Hf_CH3OH_g=del_Hf(1,:)+del_Hv;//calculation of
    the standard enthalpy of formation of CH3OH(g) in
    kJ
42 del_G=(n(1,:)*del_Gf(1,:))+(n(2,:)*del_Gf(2,:))+(n
    (3,:)*del_Gf(3,:));//calculation of the Gibbs
    free energy of reaction in kJ
43 del_H=del_Hf_CH3OH_g+(n(2,:)*del_Hf(2,:))+(n(3,:)*
    del_Hf(3,:));//calculation of the enthalpy of the
    reaction in kJ
44 //Framing the isobaric molar heat capacity
    expression
45 del_a=(n(1,:)*a(1,:))+(n(2,:)*a(2,:))+(n(3,:)*a(3,:))
    );
46 del_b=(n(1,:)*b(1,:))+(n(2,:)*b(2,:))+(n(3,:)*b(3,:))
    );
47 del_c=(n(1,:)*c(1,:))+(n(2,:)*c(2,:))+(n(3,:)*c(3,:))
    );
48 del_d=(n(1,:)*d(1,:))+(n(2,:)*d(2,:))+(n(3,:)*d(3,:))
    );
49 del_e=(n(1,:)*e(1,:))+(n(2,:)*e(2,:))+(n(3,:)*e(3,:))
    );
50 //Using Eq.14.21 to compute the value of del_H0 in
    kJ
51 del_H0=((del_H*10^3)-((del_a*T0)+((del_b/2)*T0^2)+((
    del_c/3)*T0^3)+((del_d/4)*T0^4)-(del_e/T0)))
    *10^-3;
52 //Using Eq.14.23 to compute the integration constant
    (no unit)

```

```

53 I=(1/(R*T0))*((del_H0*10^3)-(del_a*T0*log(T0))-((
    del_b/2)*T0^2)-((del_c/6)*T0^3)-((del_d/12)*T0^4)
    -((del_e/2)*(1/T0))-(del_G*10^3));
54 //Using Eq.14.23 to compute the Gibbs free energy of
    the reaction at T in kJ
55 del_G_T=((del_H0*10^3)-(del_a*T*log(T))-((del_b/2)*T
    ^2)-((del_c/6)*T^3)-((del_d/12)*T^4)-((del_e/2)
    *(1/T))-(I*R*T))*10^-3;
56 Ka=exp((-del_G_T*10^3)/(R*T)); //calculation of the
    equilibrium constant (no unit)
57 del_n=n(1,:)+n(2,:)+n(3,:); //calculation of the
    total mole number (no unit)
58 Ky=Ka/((P2)^del_n); //calculation of the equilibrium
    constant in terms of the mole fractions using Eq
    .(14.30) (no unit) (K_phi=1.0, assuming ideal gas
    behaviour)
59 mtot=m(1,:)+m(2,:)+m(3,:); //calculation of the total
    mole number of feed entering (no unit)
60 //To determine the degree of conversion, the inbuilt
    function fsolve is used to solve the equation
    given by Ky=(y_CH3OH)/(y_CO*y_H2^2), where
    y_CH3OH,y_CO,y_H2 are the mole fractions of
    CH3OH,CO,H2 respectively. Let the equilibrium
    conversion be denoted as E
61 E_guess=0.1; //taking a guess value for the degree of
    conversion, to be used in the inbuilt function
    fsolve (no unit)
62 tol=1e-6; //tolerance limit for convergence of the
    system when using fsolve
63 function [fn]=solver_func(Ei)
64     //Function defined for solving the system
65     fn=Ky-((((m(1,:)+(n(1,:)*Ei))/(mtot+(del_n*Ei)))^n
        (1,:))*(((m(2,:)+(n(2,:)*Ei))/(mtot+(del_n*Ei)))
        ^n(2,:))*(((m(3,:)+(n(3,:)*Ei))/(mtot+(del_n*Ei)
        ))^n(3,:)));
66 endfunction
67 [E2]=fsolve(E_guess,solver_func,tol) //using inbuilt
    function fsolve for solving the system of

```

```

        equations
68 // Calculation of the composition of the equilibrium
        mixture (for CH3OH(g),CO(g),H2(g) respectively)(
        no unit)
69 y_CH3OH_2=(m(1,:)+(n(1,:)*E2))/(mtot+(del_n*E2));
70 y_CO_2=(m(2,:)+(n(2,:)*E2))/(mtot+(del_n*E2));
71 y_H2_2=(m(3,:)+(n(3,:)*E2))/(mtot+(del_n*E2));
72
73 //OUTPUT
74 mprintf('The degree of conversion at 500K and 5bar
        pressure=%0.4f\n',E1);
75 mprintf('The composition of the equilibrium mixture
        at 500K and 5bar pressure: y_CH3OH=%0.4f\t y_CO=
        %0.4f\t y_H2=%0.4f\n',y_CH3OH_1,y_CO_1,y_H2_1);
76 mprintf('The degree of conversion at 500K and 100bar
        pressure=%0.3f\n',E2);
77 mprintf('The composition of the equilibrium mixture
        at 500K and 100bar pressure: y_CH3OH=%0.4f\t y_CO
        =%0.4f\t y_H2=%f\n',y_CH3OH_2,y_CO_2,y_H2_2);
78 //=====END
        OF PROGRAM

```

Scilab code Exa 14.7 Conversion and composition of the equilibrium mixture with inerts

```

1 // Y.V.C.Rao ,1997.Chemical Engineering
        Thermodynamics. Universities Press ,Hyderabad ,India
        .
2
3 //Chapter -14,Example 7,Page 497
4 //Title: Conversion and composition of the
        equilibrium mixture with inerts
5 //

```

```

6 clear
7 clc
8
9 //INPUT
10 //Industrial methanol is produced by the following
    reaction:
11 //CO(g)+2H2(g)---->CH3OH(g)
12 T0=298.15; //standard temperature in K
13 T=500; //temperature in K
14 P=5; //pressure in bar
15 del_Hv=37.988; //enthalpy of vapourization of CH3OH
    at 298.15K in kJ/mol
16 R=8.314; //universal gas constant in J/molK
17 del_Gf=[-161.781;-137.327;0] //Standard Gibbs free
    energies of formation of CH3OH(g) from Example
    (14.2),CO(g) and H2(g) respectively in kJ
18 del_Hf=[-238.648;-110.532;0] //Standard enthalpies of
    formation of CH3OH(l), CO(g) and H2(g)
    respectively in kJ
19 //The isobaric molar capacity is given by Cp=a+bT+cT
    ^2+dT^3+eT^-2 in J/molK and T is in K from
    Appendix A.3
20 //coefficient in the expression for computing the
    isobaric molar heat capacity from Appendix A.3 (
    for CH3OH(g),CO(g),H2(g) respectively)
21 a=[18.382;28.068;27.012];
22 //coefficient in the expression for computing the
    isobaric molar heat capacity from Appendix A.3 (
    for CH3OH(g),CO(g),H2(g) respectively)
23 b=[101.564*10^-3;4.631*10^-3;3.509*10^-3];
24 //coefficient in the expression for computing the
    isobaric molar heat capacity from Appendix A.3 (
    for CH3OH(g),CO(g),H2(g) respectively)
25 c=[-28.683*10^-6;0;0];
26 //coefficient in the expression for computing the
    isobaric molar heat capacity from Appendix A.3 (

```

```

    for CH3OH(g),CO(g),H2(g) respectively)
27 d=[0;0;0];
28 //coefficient in the expression for computing the
    isobaric molar heat capacity from Appendix A.3 (
    for CH3OH(g),CO(g),H2(g) respectively)
29 e=[0;-0.258*10^5;0.690*10^5];
30 n=[1;-1;-2]; //stoichiometric coefficients of CH3OH(g
    ),CO(g),H2(g) respectively (no unit)
31 //The inert is denoted as A
32 m=[0;1;2;5]; //mole number in feed (for CH3OH(g),CO(g
    ),H2(g),A(g) respectively)
33
34 //CALCULATION
35 del_Hf_CH3OH_g=del_Hf(1,:)+del_Hv; //calculation of
    the standard enthalpy of formation of CH3OH(g) in
    kJ
36 del_G=(n(1,:)*del_Gf(1,:))+(n(2,:)*del_Gf(2,:))+(n
    (3,:)*del_Gf(3,:)); //calculation of the Gibbs
    free energy of reaction in kJ
37 del_H=del_Hf_CH3OH_g+(n(2,:)*del_Hf(2,:))+(n(3,:)*
    del_Hf(3,:)); //calculation of the enthalpy of the
    reaction in kJ
38 //Framing the isobaric molar heat capacity
    expression
39 del_a=(n(1,:)*a(1,:))+(n(2,:)*a(2,:))+(n(3,:)*a(3,:
    ));
40 del_b=(n(1,:)*b(1,:))+(n(2,:)*b(2,:))+(n(3,:)*b(3,:
    ));
41 del_c=(n(1,:)*c(1,:))+(n(2,:)*c(2,:))+(n(3,:)*c(3,:
    ));
42 del_d=(n(1,:)*d(1,:))+(n(2,:)*d(2,:))+(n(3,:)*d(3,:
    ));
43 del_e=(n(1,:)*e(1,:))+(n(2,:)*e(2,:))+(n(3,:)*e(3,:
    ));
44 //Using Eq.14.21 to compute the value of del_H0 in
    kJ
45 del_H0=((del_H*10^3)-((del_a*T0)+((del_b/2)*T0^2)+((
    del_c/3)*T0^3)+((del_d/4)*T0^4)-(del_e/T0)))

```

```

*10^-3;
46 //Using Eq.14.23 to compute the integration constant
    (no unit)
47 I=(1/(R*T0))*(((del_H0*10^3)-(del_a*T0*log(T0))-((
    del_b/2)*T0^2)-((del_c/6)*T0^3)-((del_d/12)*T0^4)
    -((del_e/2)*(1/T0))-(del_G*10^3)));
48 //Using Eq.14.23 to compute the Gibbs free energy of
    the reaction at T in kJ
49 del_G_T=((del_H0*10^3)-(del_a*T*log(T))-((del_b/2)*T
    ^2)-((del_c/6)*T^3)-((del_d/12)*T^4)-((del_e/2)
    *(1/T))-(I*R*T))*10^-3;
50 Ka=exp((-del_G_T*10^3)/(R*T)); //calculation of the
    equilibrium constant (no unit)
51 del_n=n(1,:)+n(2,:)+n(3,:); //calculation of the
    total mole number (no unit)
52 Ky=Ka/((P)^del_n); //calculation of the equilibrium
    constant in terms of the mole fractions using Eq
    .(14.30) (no unit) (K_phi=1.0, assuming ideal gas
    behaviour)
53 mtot=m(1,:)+m(2,:)+m(3,:)+m(4,:); //calculation of
    the total mole number of feed entering (no unit)
54 //To determine the degree of conversion, the inbuilt
    function fsolve is used to solve the equation
    given by Ky=(y_CH3OH)/(y_CO*y_H2^2), where
    y_CH3OH,y_CO,y_H2 are the mole fractions of
    CH3OH,CO,H2 respectively. Let the equilibrium
    conversion be denoted as E
55 E_guess=0.1; //taking a guess value for the degree of
    conversion, to be used in the inbuilt function
    fsolve (no unit)
56 tol=1e-6; //tolerance limit for convergence of the
    system when using fsolve
57 function [fn]=solver_func(Ei)
58     //Function defined for solving the system
59     fn=Ky-((((m(1,:)+(n(1,:)*Ei))/(mtot+(del_n*Ei)))^n
    (1,:))*(((m(2,:)+(n(2,:)*Ei))/(mtot+(del_n*Ei)))
    ^n(2,:))*(((m(3,:)+(n(3,:)*Ei))/(mtot+(del_n*Ei)
    ))^n(3,:)));

```

```

60 endfunction
61 [E]=fsolve(E_guess,solver_func,tol)//using inbuilt
    function fsolve for solving the system of
    equations
62 //Calculation of the composition of the equilibrium
    mixture (for CH3OH(g),CO(g),H2(g),A(g)
    respectively)(no unit)
63 y_CH3OH=(m(1,:)+(n(1,)*E))/(mtot+(del_n*E));
64 y_CO=(m(2,:)+(n(2,)*E))/(mtot+(del_n*E));
65 y_H2=(m(3,:)+(n(3,)*E))/(mtot+(del_n*E));
66 y_A=m(4,)/(mtot+(del_n*E));
67 //OUTPUT
68 mprintf('The degree of conversion at 500K and 5bar
    pressure=%0.5f\n',E);
69 mprintf('The composition of the equilibrium mixture
    at 500K and 5bar pressure: y_CH3OH=%0.5f\t y_CO=
    %0.5f\t y_H2=%0.5f\t y_A=%0.4f \n',y_CH3OH,y_CO,
    y_H2,y_A);
70 //=====END
    OF PROGRAM
    =====

```

Scilab code Exa 14.8 Degree of conversion for different feed conditions

```

1 // Y.V.C.Rao ,1997.Chemical Engineering
    Thermodynamics.Universities Press ,Hyderabad ,India
    .
2
3 //Chapter -14,Example 8,Page 498
4 //Title: Degree of conversion for different feed
    conditions
5 //

```

```

6 clear
7 clc
8
9 //INPUT
10 //Industrial methanol is produced by the following
    reaction:
11 //CO(g)+2H2(g)---->CH3OH(g)
12 T0=298.15;//standard temperature in K
13 T=500;//temperature in K
14 P=5;//pressure in bar
15 del_Hv=37.988;//enthalpy of vapourization of CH3OH
    at 298.15K in kJ/mol
16 R=8.314;//universal gas constant in J/molK
17 del_Gf=[-161.781;-137.327;0]//Standard Gibbs free
    energies of formation of CH3OH(g) from Example
    (14.2),CO(g) and H2(g) respectively in kJ
18 del_Hf=[-238.648;-110.532;0]//Standard enthalpies of
    formation of CH3OH(l), CO(g) and H2(g)
    respectively in kJ
19 //The isobaric molar capacity is given by Cp=a+bT+cT
    ^2+dT^3+eT^-2 in J/molK and T is in K from
    Appendix A.3
20 //coefficient in the expression for computing the
    isobaric molar heat capacity from Appendix A.3 (
    for CH3OH(g),CO(g),H2(g) respectively)
21 a=[18.382;28.068;27.012];
22 //coefficient in the expression for computing the
    isobaric molar heat capacity from Appendix A.3 (
    for CH3OH(g),CO(g),H2(g) respectively)
23 b=[101.564*10^-3;4.631*10^-3;3.509*10^-3];
24 //coefficient in the expression for computing the
    isobaric molar heat capacity from Appendix A.3 (
    for CH3OH(g),CO(g),H2(g) respectively)
25 c=[-28.683*10^-6;0;0];
26 //coefficient in the expression for computing the
    isobaric molar heat capacity from Appendix A.3 (
    for CH3OH(g),CO(g),H2(g) respectively)
27 d=[0;0;0];

```

```

28 //coefficient in the expression for computing the
    isobaric molar heat capacity from Appendix A.3 (
    for CH3OH(g),CO(g),H2(g) respectively)
29 e=[0;-0.258*10^5;0.690*10^5];
30 n=[1;-1;-2];//stoichiometric coefficients of CH3OH(g
    ),CO(g) and H2(g) respectively (no unit)
31 //The degree of conversion has been determined for 3
    different feed conditions:
32 //a) an equimolar mixture of CO(g) and H2(g) is fed
    to the reactor
33 //b) stoichiometric mixture of CO(g) and H2(g) is
    fed to the reactor
34 //c) CO(g) and H2(g) in the ratio 1:4 enter the
    reactor
35 m_a=[0;1;1];//mole number in feed (for CH3OH(g),CO(g
    ),H2(g) respectively for condition (a))
36 m_b=[0;1;2];//mole number in feed (for CH3OH(g),CO(g
    ),H2(g) respectively for condition (b))
37 m_c=[0;1;4];//mole number in feed (for CH3OH(g),CO(g
    ),H2(g) respectively for condition (c))
38
39 //CALCULATION
40 del_Hf_CH3OH_g=del_Hf(1,:)+del_Hv;//calculation of
    the standard enthalpy of formation of CH3OH(g) in
    kJ
41 del_G=(n(1,:)*del_Gf(1,:))+n(2,:)*del_Gf(2,:)+n
    (3,:)*del_Gf(3,:);//calculation of the Gibbs
    free energy of reaction in kJ
42 del_H=del_Hf_CH3OH_g+n(2,:)*del_Hf(2,:)+n(3,:)*
    del_Hf(3,:);//calculation of the enthalpy of the
    reaction in kJ
43 //Framing the isobaric molar heat capacity
    expression
44 del_a=(n(1,:)*a(1,:))+n(2,:)*a(2,:)+n(3,:)*a(3,:)
    );
45 del_b=(n(1,:)*b(1,:))+n(2,:)*b(2,:)+n(3,:)*b(3,:)
    );
46 del_c=(n(1,:)*c(1,:))+n(2,:)*c(2,:)+n(3,:)*c(3,:)

```

```

);
47 del_d=(n(1,:) *d(1,:))+(n(2,:) *d(2,:))+(n(3,:) *d(3,:))
);
48 del_e=(n(1,:) *e(1,:))+(n(2,:) *e(2,:))+(n(3,:) *e(3,:))
);
49 //Using Eq.14.21 to compute the value of del_H0 in
kJ
50 del_H0=((del_H*10^3)-((del_a*T0)+((del_b/2)*T0^2)+((
del_c/3)*T0^3)+((del_d/4)*T0^4)-(del_e/T0)))
*10^-3;
51 //Using Eq.14.23 to compute the integration constant
(no unit)
52 I=(1/(R*T0))*((del_H0*10^3)-(del_a*T0*log(T0))-((
del_b/2)*T0^2)-((del_c/6)*T0^3)-((del_d/12)*T0^4)
-((del_e/2)*(1/T0))-(del_G*10^3));
53 //Using Eq.14.23 to compute the Gibbs free energy of
the reaction at T in kJ
54 del_G_T=((del_H0*10^3)-(del_a*T*log(T))-((del_b/2)*T
^2)-((del_c/6)*T^3)-((del_d/12)*T^4)-((del_e/2)
*(1/T))-(I*R*T))*10^-3;
55 Ka=exp((-del_G_T*10^3)/(R*T)); //calculation of the
equilibrium constant (no unit)
56 del_n=n(1,:)+n(2,:)+n(3,:); //calculation of the
total mole number (no unit)
57 Ky=Ka/((P)^del_n); //calculation of the equilibrium
constant in terms of the mole fractions using Eq
.(14.30) (no unit) (K_phi=1.0, assuming ideal gas
behaviour)
58 mtot_a=m_a(1,:)+m_a(2,:)+m_a(3,:); //calculation of
the total mole number of feed entering (no unit)
(for condition (a))
59 mtot_b=m_b(1,:)+m_b(2,:)+m_b(3,:); //calculation of
the total mole number of feed entering (no unit)
(for condition (b))
60 mtot_c=m_c(1,:)+m_c(2,:)+m_c(3,:); //calculation of
the total mole number of feed entering (no unit)
(for condition (c))
61 //To determine the degree of conversion, the inbuilt

```

```

        function fsolve is used to solve the equation
        given by  $K_y = (y_{\text{CH}_3\text{OH}}) / (y_{\text{CO}} * y_{\text{H}_2}^2)$ , where
         $y_{\text{CH}_3\text{OH}}, y_{\text{CO}}, y_{\text{H}_2}$  are the mole fractions of
        CH3OH, CO, H2 respectively. Let the equilibrium
        conversion be denoted as E. This is done for all
        the three conditions (a, b and c)
62 E_guess=0.1; //taking a guess value for the degree of
        conversion, to be used in the inbuilt function
        fsolve (no unit)
63 tol=1e-6; //tolerance limit for convergence of the
        system when using fsolve
64 //For condition (a)
65 function [fn]=solver_func1(Ei)
66     //Function defined for solving the system
67     fn=Ky-((((m_a(1,:)+(n(1,:)*Ei))/(mtot_a+(del_n*Ei)))
        )^n(1,:))*(((m_a(2,:)+(n(2,:)*Ei))/(mtot_a+(
        del_n*Ei)))^n(2,:))*(((m_a(3,:)+(n(3,:)*Ei))/(
        mtot_a+(del_n*Ei)))^n(3,:));
68 endfunction
69 [E_a]=fsolve(E_guess,solver_func1,tol)//using
        inbuilt function fsolve for solving the system of
        equations
70 //For condition (b)
71 function [fn]=solver_func2(Ei)
72     //Function defined for solving the system
73     fn=Ky-((((m_b(1,:)+(n(1,:)*Ei))/(mtot_b+(del_n*Ei)))
        )^n(1,:))*(((m_b(2,:)+(n(2,:)*Ei))/(mtot_b+(
        del_n*Ei)))^n(2,:))*(((m_b(3,:)+(n(3,:)*Ei))/(
        mtot_b+(del_n*Ei)))^n(3,:));
74 endfunction
75 [E_b]=fsolve(E_guess,solver_func2,tol)//using
        inbuilt function fsolve for solving the system of
        equations
76 //For condition (c)
77 function [fn]=solver_func3(Ei)
78     //Function defined for solving the system
79     fn=Ky-((((m_c(1,:)+(n(1,:)*Ei))/(mtot_c+(del_n*Ei)))
        )^n(1,:))*(((m_c(2,:)+(n(2,:)*Ei))/(mtot_c+(

```



```

        del_n*Ei)))^n(2,:))*(((m_c(3,:)+(n(3,:)*Ei))/(
        mtot_c+(del_n*Ei)))^n(3,:)));
80 endfunction
81 [E_c]=fsolve(E_guess,solver_func3,tol)//using
        inbuilt function fsolve for solving the system of
        equations
82
83 //OUTPUT
84 mprintf('The degree of conversion at 500K and 5bar
        pressure , for an equimolar mixture of CO(g) and
        H2(g) as feed=%f\n',E_a);
85 mprintf('The degree of conversion at 500K and 5bar
        pressure , for a stoichiometric mixture of CO(g)
        and H2(g) as feed=%0.4f\n',E_b);
86 mprintf('The degree of conversion at 500K and 5bar
        pressure , for a feed of CO(g) and H2(g) in the
        ratio of 1:4=%f\n',E_c);
87
88
89 //=====END
        OF PROGRAM
        =====

```

Scilab code Exa 14.9 Degree of conversion

```

1 // Y.V.C.Rao ,1997.Chemical Engineering
        Thermodynamics.Universities Press ,Hyderabad ,India
        .
2
3 //Chapter-14,Example 9,Page 499
4 //Title: Degree of conversion
5 //

```

```

6  clear
7  clc
8
9  //INPUT
10 //Industrial methanol is produced by the following
    reaction:
11 //CO(g)+2H2(g)---->CH3OH(g)
12 T0=298.15; //standard temperature in K
13 T=500; //temperature in K
14 P=5; //pressure in bar
15 del_Hv=37.988; //enthalpy of vapourization of CH3OH
    at 298.15K in kJ/mol
16 R=8.314; //universal gas constant in J/molK
17 del_Gf=[-161.781; -137.327; 0] //Standard Gibbs free
    energies of formation of CH3OH(g) from Example
    (14.2), CO(g) and H2(g) respectively in kJ
18 del_Hf=[-238.648; -110.532; 0] //Standard enthalpies of
    formation of CH3OH(l), CO(g) and H2(g)
    respectively in kJ
19 //The isobaric molar capacity is given by  $C_p=a+bT+cT^2+dT^3+eT^{-2}$  in J/molK and T is in K from
    Appendix A.3
20 //coefficient in the expression for computing the
    isobaric molar heat capacity from Appendix A.3 (
    for CH3OH(g), CO(g), H2(g) respectively)
21 a=[18.382; 28.068; 27.012];
22 //coefficient in the expression for computing the
    isobaric molar heat capacity from Appendix A.3 (
    for CH3OH(g), CO(g), H2(g) respectively)
23 b=[101.564*10^-3; 4.631*10^-3; 3.509*10^-3];
24 //coefficient in the expression for computing the
    isobaric molar heat capacity from Appendix A.3 (
    for CH3OH(g), CO(g), H2(g) respectively)
25 c=[-28.683*10^-6; 0; 0];
26 //coefficient in the expression for computing the
    isobaric molar heat capacity from Appendix A.3 (
    for CH3OH(g), CO(g), H2(g) respectively)
27 d=[0; 0; 0];

```

```

28 //coefficient in the expression for computing the
    isobaric molar heat capacity from Appendix A.3 (
    for CH3OH(g),CO(g),H2(g) respectively)
29 e=[0;-0.258*10^5;0.690*10^5];
30 n=[1;-1;-2];//stoichiometric coefficients of CH3OH(g
    ),CO(g) and H2(g) respectively (no unit)
31 m=[0.02;1;2];//mole number in feed (for CH3OH(g),CO(
    g),H2(g) respectively)
32
33 //CALCULATION
34 del_Hf_CH3OH_g=del_Hf(1,:)+del_Hv;//calculation of
    the standard enthalpy of formation of CH3OH(g) in
    kJ
35 del_G=(n(1,:)*del_Gf(1,:))+(n(2,:)*del_Gf(2,:))+(n
    (3,:)*del_Gf(3,:));//calculation of the Gibbs
    free energy of reaction in kJ
36 del_H=del_Hf_CH3OH_g+(n(2,:)*del_Hf(2,:))+(n(3,:)*
    del_Hf(3,:));//calculation of the enthalpy of the
    reaction in kJ
37 //Framing the isobaric molar heat capacity
    expression
38 del_a=(n(1,:)*a(1,:))+(n(2,:)*a(2,:))+(n(3,:)*a(3,:
    ));
39 del_b=(n(1,:)*b(1,:))+(n(2,:)*b(2,:))+(n(3,:)*b(3,:
    ));
40 del_c=(n(1,:)*c(1,:))+(n(2,:)*c(2,:))+(n(3,:)*c(3,:
    ));
41 del_d=(n(1,:)*d(1,:))+(n(2,:)*d(2,:))+(n(3,:)*d(3,:
    ));
42 del_e=(n(1,:)*e(1,:))+(n(2,:)*e(2,:))+(n(3,:)*e(3,:
    ));
43 //Using Eq.14.21 to compute the value of del_H0 in
    kJ
44 del_H0=((del_H*10^3)-((del_a*T0)+((del_b/2)*T0^2)+((
    del_c/3)*T0^3)+((del_d/4)*T0^4)-(del_e/T0)))
    *10^-3;
45 //Using Eq.14.23 to compute the integration constant
    (no unit)

```

```

46 I=(1/(R*T0))*((del_H0*10^3)-(del_a*T0*log(T0))-((
    del_b/2)*T0^2)-((del_c/6)*T0^3)-((del_d/12)*T0^4)
    -((del_e/2)*(1/T0))-(del_G*10^3));
47 //Using Eq.14.23 to compute the Gibbs free energy of
    the reaction at T in kJ
48 del_G_T=((del_H0*10^3)-(del_a*T*log(T))-((del_b/2)*T
    ^2)-((del_c/6)*T^3)-((del_d/12)*T^4)-((del_e/2)
    *(1/T))-(I*R*T))*10^-3;
49 Ka=exp((-del_G_T*10^3)/(R*T)); //calculation of the
    equilibrium constant (no unit)
50 del_n=n(1,:)+n(2,:)+n(3,:); //calculation of the
    total mole number (no unit)
51 Ky=Ka/((P)^del_n); //calculation of the equilibrium
    constant in terms of the mole fractions using Eq
    .(14.30) (no unit) (K_phi=1.0, assuming ideal gas
    behaviour)
52 mtot=m(1,:)+m(2,:)+m(3,:); //calculation of the total
    mole number of feed entering (no unit)
53 //To determine the degree of conversion, the inbuilt
    function fsolve is used to solve the equation
    given by Ky=(y_CH3OH)/(y_CO*y_H2^2), where
    y_CH3OH,y_CO,y_H2 are the mole fractions of
    CH3OH,CO,H2 respectively. Let the equilibrium
    conversion be denoted as E
54 E_guess=0.1; //taking a guess value for the degree of
    conversion, to be used in the inbuilt function
    fsolve (no unit)
55 tol=1e-6; //tolerance limit for convergence of the
    system when using fsolve
56 function [fn]=solver_func(Ei)
57     //Function defined for solving the system
58     fn=Ky-((((m(1,:)+(n(1,:)*Ei))/(mtot+(del_n*Ei)))^n
        (1,:))*(((m(2,:)+(n(2,:)*Ei))/(mtot+(del_n*Ei)))
        ^n(2,:))*(((m(3,:)+(n(3,:)*Ei))/(mtot+(del_n*Ei)
        ))^n(3,:)));
59 endfunction
60 [E]=fsolve(E_guess,solver_func,tol) //using inbuilt
    function fsolve for solving the system of

```

```

        equations
61
62
63 //OUTPUT
64 mprintf('The degree of conversion at 500K and 5bar
        pressure=%f\n',E);
65
66 //=====END
        OF PROGRAM
        =====

```

Scilab code Exa 14.10 Adiabatic reaction temperature

```

1 // Y.V.C.Rao ,1997.Chemical Engineering
    Thermodynamics. Universities Press ,Hyderabad ,India
    .
2
3 //Chapter-14,Example 10,Page 500
4 //Title: Adiabatic reaction temperature
5 //
    =====

6 clear
7 clc
8
9 //INPUT
10 T0=298.15;//temperature at the entrance (feed) in K
11 P=0.1;//pressure (operating) in MPa
12 //The reaction is given by: H2(g)+(1/2)O2(g)--->H2O(
    g)
13 n=[1;-1;-0.5];//stoichiometric coefficients of H2O(g)
    ),H2(g)and O2(g) respectively (no unit)
14 n_r=[1;0.5];//stoichiometric coefficients on the
    reactant side alone for computing the right hand

```

```

    side of Eq.(A)
15 m=[0;1;0.5]; //inlet mole number of H2O(g),H2(g) and
    O2(g) respectively
16 //The isobaric molar capacity is given by  $C_p=a+bT+cT^2+dT^3+eT^{-2}$  in J/molK and T is in K from
    Appendix A.3
17 //coefficient in the expression for computing the
    isobaric molar heat capacity from Appendix A.3 (
    for H2O(g),H2(g),O2(g) respectively)
18 a=[28.850;27.012;30.255];
19 //coefficient in the expression for computing the
    isobaric molar heat capacity from Appendix A.3 (
    for H2O(g),H2(g),O2(g) respectively)
20 b=[12.055*10^-3;3.509*10^-3;4.207*10^-3];
21 //coefficient in the expression for computing the
    isobaric molar heat capacity from Appendix A.3 (
    for H2O(g),H2(g),O2(g) respectively)
22 c=[0;0;0];
23 //coefficient in the expression for computing the
    isobaric molar heat capacity from Appendix A.3 (
    for H2O(g),H2(g),O2(g) respectively)
24 d=[0;0;0];
25 //coefficient in the expression for computing the
    isobaric molar heat capacity from Appendix A.3 (
    for H2O(g),H2(g),O2(g) respectively)
26 e=[1.006*10^5;0.690*10^5;-1.887*10^5];
27 del_H=-241.997; //enthalpy of reaction at 298.15K in
    kJ
28 del_G=-228.600; //Gibbs free energy of reaction at
    298.15K in kJ
29 R=8.314; //universal gas constant in J/molK
30
31 //CALCULATION
32 //Framing the isobaric molar heat capacity
    expression
33 del_a=(n(1,:)*a(1,:))+n(2,:)*a(2,:)+n(3,:)*a(3,:)
    );
34 del_b=(n(1,:)*b(1,:))+n(2,:)*b(2,:)+n(3,:)*b(3,:)

```

```

    );
35 del_c=(n(1,:)*c(1,:))+n(2,:)*c(2,:)+n(3,:)*c(3,:)
    );
36 del_d=(n(1,:)*d(1,:))+n(2,:)*d(2,:)+n(3,:)*d(3,:)
    );
37 del_e=(n(1,:)*e(1,:))+n(2,:)*e(2,:)+n(3,:)*e(3,:)
    );
38 mtot=m(1,:)+m(2,:)+m(3,:); //calculation of the total
    mole number of feed entering (no unit)
39 del_n=n(1,:)+n(2,:)+n(3,:); //calculation of the
    total mole number (no unit)
40 //Using Eq.14.21 to compute the value of del_H0 in
    kJ
41 del_H0=((del_H*10^3)-((del_a*T0)+((del_b/2)*T0^2)+((
    del_c/3)*T0^3)+((del_d/4)*T0^4)-(del_e/T0)))
    *10^-3;
42 //Using Eq.14.23 to compute the integration constant
43 I=(1/(R*T0))*(((del_H0*10^3)-(del_a*T0*log(T0))-((
    del_b/2)*T0^2)-((del_c/6)*T0^3)-((del_d/12)*T0^4)
    -((del_e/2)*(1/T0))-(del_G*10^3)));
44 //The conversion is computed by using Eq.(A) and by
    Eq.(B) and the two are plotted with respect to
    temperature. The point of intersection gives the
    adiabatic reaction temeperature and from that the
    conversion and the composition are determined.
    Let E_A denote the conversion obtained by using
    Eq.A and E_B denote the conversion obtained by
    using Eq.B (no unit)
45 //For both the equations , conversion is determined
    for a temperature range of 2000 to 3800K, by
    incrementing temperature by 100K every time.
46 T=2000:100:3800; //framing the temperature range in K
47 l=length(T); //iteration parameter (no unit)
48 i=1; //iteration parameter
49 tol=1e-4; //tolerance limit for convergence of the
    system when using fsolve
50 while i<l|i==l
51     del_H_T(i)=((del_H0*10^3)+((del_a*T(:,i)))+(

```

```

        del_b/2)*T(:,i)^2)+((del_c/3)*T(:,i)^3)+((
        del_d/4)*T(:,i)^4)-(del_e/T(:,i))))*10^-3;
52 del_G_T(i)=((del_H0*10^3)-(del_a*T(:,i)*log(T(:,i))))
    -((del_b/2)*T(:,i)^2)-((del_c/6)*T(:,i)^3)-((
    del_d/12)*T(:,i)^4)-((del_e/2)*(1/T(:,i))))-(I*R*T
    (:,i))*10^-3;
53     Ka(i)=exp(-(del_G_T(i)*10^3)/(R*T(:,i)));//
        calculation of the equilibrium constant (no
        unit)
54     //using Eq.A to determine the conversion(no unit
        )
55 E_A(i)=(1/del_H_T(i)*10^-3)*(-((((n_r(1,:)*a(2,:))+
    n_r(2,:)*a(3,:)))*(T(:,i)-T0))+((((n_r(1,:)*b
    (2,:)+(n_r(2,:)*b(3,:)))/2)*((T(:,i))^2-(T0^2)))
    +((((n_r(1,:)*c(2,:)+(n_r(2,:)*c(3,:)))/3)*((T
    (:,i))^3-(T0^3)))+((((n_r(1,:)*d(2,:)+(n_r(2,:)*
    d(3,:)))/4)*((T(:,i))^4-(T0^4)))+((n_r(1,:)*a
    (2,:)+(n_r(2,:)*a(3,:)))*((1/T(:,i))-(1/T0)))));
56 Eguess(i)=0.99;//taking a guess value for the
    conversion (no unit)
57 function [fn]=solver_func(Ei)
58     //Function defined for solving the system (Using
    Eq.B to determine the conversion (no unit))
59 fn=((((m(1,:)+(n(1,:)*Ei))/(mtot+(del_n*Ei)))^n(1,:))
    )*(((m(2,:)+(n(2,:)*Ei))/(mtot+(del_n*Ei)))^n
    (2,:))*(((m(3,:)+(n(3,:)*Ei))/(mtot+(del_n*Ei)))^
    n(3,:))-Ka(i);
60 endfunction
61 [E_B(i)]=fsolve(Eguess(i),solver_func,tol)//using
    inbuilt function fsolve for solving the system of
    equations
62 i=i+1
63 end
64 //plotting the conversions determined above (using
    Eqs.A and B respectively) against temperature to
    determine the adiabatic reaction temperature in K
65 plot(T,E_A,T,E_B);
66 legends(['Equation (A)';'Equation (B)'],[2,3],opt=""

```



```

    lr");
67  xtitle('Plot of degree of conversion versus
        adiabatic reaction temperature', 'T(K)', 'E');
68  //From the above plot, it is determined that the
        point of intersection occurs around 3440K, which
        is taken as the reaction temperature, where the
        conversion=0.68(no unit). Therefore, the
        conversion at the adiabatic reaction temperature
        is 0.68
69  T_adiabatic=3440;//the adiabatic reaction
        temperature in K
70  E_adiabatic=0.68;//conversion at the adiabatic
        reaction temperature (no unit)
71  //Calculation of the composition of the burned gas (
        H2,O2 and H2O respectively) at the adiabatic
        reaction temperature (no unit)
72  y_H2=((m(2,:)+(n(2,:)*E_adiabatic))/(mtot+(del_n*
        E_adiabatic)));
73  y_O2=((m(3,:)+(n(3,:)*E_adiabatic))/(mtot+(del_n*
        E_adiabatic)));
74  y_H2O=((m(1,:)+(n(1,:)*E_adiabatic))/(mtot+(del_n*
        E_adiabatic)));
75
76  //OUTPUT
77  mprintf('\n The adiabatic reaction temperature=%d K\
        n',T_adiabatic);
78  mprintf('\n The composition of the burned gases is
        given by: y_H2=%0.4f \t y_O2=%0.4f \t y_H2O=%0.4f
        \n',y_H2,y_O2,y_H2O);
79
80  //=====END
        OF PROGRAM
        =====

```

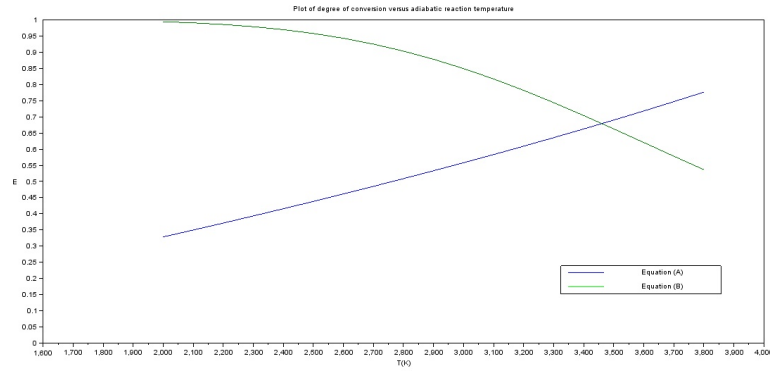


Figure 14.1: Adiabatic reaction temperature

Scilab code Exa 14.11 Primary reactions

```

1 // Y.V.C.Rao ,1997.Chemical Engineering
  Thermodynamics.Universities Press ,Hyderabad ,India
  .
2
3 //Chapter -14,Example 11,Page 506
4 //Title: Primary reactions
5 //
  =====
6 clear
7 clc
8
9
10 //INPUT
11
12 //The reactions occuring during steam reformation
   are given by:
13 //CH4(g)+H2O(g)---->CO(g)+3H2(g)

```

```

14 //CO(g)+H2O(g)----->CO2(g)+H2(g)
15 //CH4(g)+2H2O(g)----->CO2(g)+4H2(g)
16 //CO2(g)----->CO(g)+(1/2)O2(g)
17 //CH4(g)+2O2(g)----->CO2(g)+2H2O(g)
18 //CH4(g)+O2(g)----->CO(g)+H2O(g)+H2(g)
19
20 //Let CH4=A1,H2O=A2,CO=A3,H2=A4,CO2=A5,O2=A6
21
22 stoichio_matrix=[-1 -1 1 3 0 0;0 -1 -1 1 1 0;-1 -2 0
    4 1 0;0 0 1 0 -1 0.5;-1 2 0 0 1 -2;-1 1 1 1 0
    -1]//Framing the stoichiometric coefficient
    matrix
23
24
25
26 //CALCULATION
27
28 r=rank(stoichio_matrix);//Determining the rank of
    the given matrix(number of independent row/
    columns),which is indicative of the number of
    primary reactions
29
30 //Performing elementary row operations to obtain
    diagonal elements as 0 or 1 and all elements
    below the diagonal as zero
31 stoichio_matrix(1,:)=-stoichio_matrix(1,);
32 stoichio_matrix(3,)=stoichio_matrix(3,)+
    stoichio_matrix(1,);
33 stoichio_matrix(5,)=stoichio_matrix(5,)+
    stoichio_matrix(1,);
34 stoichio_matrix(6,)=stoichio_matrix(6,)+
    stoichio_matrix(1,);
35 stoichio_matrix(2,)=stoichio_matrix(2,);
36 stoichio_matrix(3,)=stoichio_matrix(3,)+
    stoichio_matrix(2,);
37 stoichio_matrix(5,)=stoichio_matrix(5,)-(3*
    stoichio_matrix(2,));
38 stoichio_matrix(6,)=stoichio_matrix(6,)-(2*

```

```

        stoichio_matrix(2,:));
39 x=stoichio_matrix(:,3);
40 y=stoichio_matrix(:,4);
41 stoichio_matrix(:,3)=y;
42 stoichio_matrix(:,4)=x;
43 stoichio_matrix(5,:)=stoichio_matrix(5,)+(4*
        stoichio_matrix(4,:));
44 stoichio_matrix(6,:)=stoichio_matrix(6,)+(2*
        stoichio_matrix(4,:));
45
46
47
48 //OUTPUT
49 mprintf('\n The stoichiometric coefficient matrix
        after performing the elementary row operations=\n
        ');
50 disp(stoichio_matrix);
51 mprintf('\n The number of primary reactions=%d\n',r)
        ;
52 mprintf('\n The non zero rows are (1,2,4)\n');
53 mprintf('\n The primary reactions are: CH4(g)+H2O(g)
        ——>CO(g)+3H2(g), CO(g)+H2O(g)——>CO2(g)+H2(g),
        CO2(g)——>CO(g)+(1/2)O2(g)\n');
54
55 //=====END
        OF PROGRAM
        =====

```

Scilab code Exa 14.13 Equilibrium composition in a simultaneous reaction

1 // Y.V.C.Rao ,1997. Chemical Engineering
 Thermodynamics. Universities Press ,Hyderabad ,India

```

2
3 //Chapter -14,Example 13,Page 510
4 //Title: Equilibrium composition in a simultaneous
      reaction
5 //


---


6 clear
7 clc
8
9 //INPUT
10 //The simultaneous reactions are given as:
11 //A+B→C+D =>1
12 //A+C→D+E =>2
13 Ka1=0.1429; //equilibrium constant of reaction 1 (no
      unit)
14 Ka2=2; //equilibrium constant of reaction 2 (no unit)
15 P=1; //pressure in bar
16 m=[1;1;0;0;0]; //mole number in the feed (for A,B,C,D
      and E respectively) (equimolar mixture of A and
      B are present in the feed)
17 n1=[-1;-1;1;1;0]; //stoichiometric coefficients for
      reaction 1 (A,B,C D,E respectively) (no unit)
18 n2=[-1;0;-1;1;1]; //stoichiometric coefficients for
      reaction 2 (A,B,C D E respectively) (no unit)
19
20 //CALCULATION
21 del_n1=n1(1,:)+n1(2,:)+n1(3,:)+n1(4,:); // calculation
      of the total mole number for reaction 1 (no unit
      )
22 del_n2=n2(1,:)+n2(2,:)+n2(3,:)+n2(4,:); // calculation
      of the total mole number for reaction 2 (no unit
      )
23 //calculation of the equilibrium constant in terms
      of the mole fractions using Eq.(14.30) (no unit)
      (for reaction 1) (K_phi=1.0,assuming ideal gas
      behaviour)
24 Ky1=Ka1/(P^del_n1);

```

```

25 //calculation of the equilibrium constant in terms
    of the mole fractions using Eq.(14.30) (no unit)
    (for reaction 2) (K_phi=1.0,assuming ideal gas
    behaviour)
26 Ky2=Ka2/(P^del_n2);
27 mtot=m(1,:)+m(2,:)+m(3,:)+m(4,:)+m(5,:);//
    calculation of the total mole number of feed
    entering (no unit)
28 //To determine the degree of conversion, a trial and
    error process is used to solve the equations
    given by  $Ky1=(y_C*y_D)/(y_A*y_B)$ , and  $Ky2=(y_D*y_E)/(y_A*y_C)$ 
    where  $y_A, y_B, y_C, y_D, y_E$  are the
    mole fractions of A,B,C,D and E respectively.
    Let the equilibrium conversion be denoted as
    epsilon1 for reaction 1 and epsilon2 for reaction
    2 respectively.
29 epsilon1_guess=0.3;//taking a guess value for the
    degree of conversion (reaction1) for the trial
    and error process (no unit)
30 tol=1e-6;//defining the tolerance limit for
    obtaining the convergence of the system using
    fsolve
31 E_guess=0.1;//taking a guess value for the degree of
    conversion (reaction2) to be used for solving
    the set of equations by the inbuilt function
    fsolve
32 function [fn1]=solver_func1(En)
33     //The system of equations to be solved for
        reaction 1
34     fn1=Ky1-((((m(3,:)+(n1(3,:)*epsilon1_guess)+(n2
        (3,:)*En))/(mtot))^n1(3,:))*(((m(4,:)+(n1
        (4,:)*epsilon1_guess)+(n2(4,:)*En))/(mtot))^
        n1(4,:))*(((m(1,:)+(n1(1,:)*epsilon1_guess)+(
        n2(1,:)*En))/(mtot))^n1(1,:))*(((m(2,:)+(n1
        (2,:)*epsilon1_guess)+(n2(2,:)*En))/(mtot))^
        n1(2,:)));
35 endfunction
36 [epsilon2]=fsolve(E_guess,solver_func1,tol);//using

```

```

        inbuilt function fsolve for solving the system of
        equations
37 E_guess=0.2; //taking a guess value for the degree of
        conversion (reaction1) to be used for solving
        the set of equations by the inbuilt function
        fsolve
38 function [fn2]=solver_func2(Em)
39     //For reaction 2, the degree of conversion(
        reaction2), determined above is used along
        with the guess value and the system of
        equations below are solved
40 fn2=Ky2-((((m(4, :)+(n1(4, :)*Em)+(n2(4, :)*epsilon2))
        /(mtot))^n2(4, :))*(((m(5, :)+(n1(5, :)*Em)+(n2(5, :)*
        epsilon2))/(mtot))^n2(5, :))*(((m(1, :)+(n1(1, :)*
        Em)+(n2(1, :)*epsilon2))/(mtot))^n2(1, :))*(((m
        (3, :)+(n1(3, :)*Em)+(n2(3, :)*epsilon2))/(mtot))^n2
        (3, :)));
41 endfunction
42 [epsilon1]=fsolve(E_guess, solver_func2, tol); //using
        inbuilt function fsolve for solving the system of
        equations
43 //calculation of the equilibrium composition at 1
        bar pressure of A,B,C,D and E respectively (no
        unit)
44 y_A=((m(1, :)+(n1(1, :)*epsilon1)+(n2(1, :)*epsilon2)))
        /(mtot);
45 y_B=(m(2, :)+(n1(2, :)*epsilon1)+(n2(2, :)*epsilon2))/(
        mtot);
46 y_C=((m(3, :)+(n1(3, :)*epsilon1)+(n2(3, :)*epsilon2)))
        /(mtot);
47 y_D=(m(4, :)+(n1(4, :)*epsilon1)+(n2(4, :)*epsilon2))/(
        mtot);
48 y_E=((m(5, :)+(n1(5, :)*epsilon1)+(n2(5, :)*epsilon2)))
        /(mtot);
49
50 //OUTPUT
51 mprintf('\nThe degree of conversion : epsilon1=%0.1f\
        t epsilon2=%0.1f \n', epsilon1, epsilon2);

```

```

52 mprintf('\\nThe equilibrium composition at 1 bar
    pressure for an equimolar mixture of A and B fed
    to the reactor:\\n y_A=%0.2f \\t y_B=%0.2f \\t y_C=
    %0.2f \\t y_D=%0.2f \\t y_E=%0.1f\\n',y_A,y_B,y_C,
    y_D,y_E);
53
54
55 //=====END
    OF PROGRAM
    =====

```

Scilab code Exa 14.14 Equilibrium concentration

```

1 // Y.V.C.Rao ,1997.Chemical Engineering
    Thermodynamics.Universities Press ,Hyderabad ,India
    .
2
3 //Chapter-14,Example 14,Page 515
4 //Title: Equilibrium concentration
5 //
    =====

6 clear
7 clc
8
9 //INPUT
10 //The reaction is given by :
11 //CH3COOH(1)+C2H5OH(1)---->CH3COOC2H5(1)+H2O(1)
12 T=100;//temperature in degree celsius
13 Kc=2.92;//equilibrium constant (in terms of
    concentration) at T (no unit)
14 v=1;//volume of the aqueous solution in m^3
15 m=[0;10;10;5];//feed composition of CH3COOC2H5(1),
    H2O(1),C2H5OH(1),CH3COOH(1) respectively in kmol

```



```

16 n=[1;1;-1;-1]; //stoichiometric coefficient for the
    reaction (no unit)(CH3COOC2H5(1),H2O(1),C2H5OH(1)
    ,CH3COOH(1) respectively)
17
18 //CALCULATION
19 //For convenience, CH3COOH(1) is denoted as A,
    C2H5OH(1) is denoted as B, CH3COOC2H5(1) is
    denoted as C and H2O(1) as D
20 //Calculation of the extent of the reaction,
    expressed in concentration units.The inbuilt
    function fsolve is used for solving the set of
    equations
21 tol=1e-6; //tolerance limit framed for the
    convergence of the system of equations by using
    fsolve
22 Eguess=1; //taking a guess value for the extent of
    reaction (no unit)
23 function [fn]=solver_func(Ei)
24     //Function defined for solving the system
25     fn=Kc-(((m(1,:)+n(1,:)*Ei)^n(1,:))*((m(2,:)+n
        (2,:)*Ei)^n(2,:))*((m(3,:)+n(3,:)*Ei)^n(3,:))
        *((m(4,:)+n(4,:)*Ei)^n(4,:)));
26 endfunction
27 [E]=fsolve(Eguess,solver_func,tol); //using inbuilt
    function fsolve for solving the system of
    equations
28 C_A=(m(4,:)+n(4,:)*E); //equilibrium concentration of
    CH3COOH(1) (no unit)
29 C_B=(m(3,:)+n(3,:)*E); //equilibrium concentration of
    C2H5OH(1) (no unit)
30 C_C=(m(1,:)+n(1,:)*E); //equilibrium concentration of
    CH3COOC2H5(1) (no unit)
31 C_D=(m(2,:)+n(2,:)*E); //equilibrium concentration of
    H2O(1) (no unit)
32
33 //OUTPUT
34 mprintf('\n The extent of reaction, expressed in
    concentration units=%0.4f\n',E);

```

```

35 mprintf(' \n The equilibrium concentration :C_A=%0.4 f
      kmol/m^3 \t C_B=%0.4 f kmol/m^3 \t C_C=%0.4 f kmol/
      m^3 \t C_D=%0.4 f kmol/m^3 \n ',C_A,C_B,C_C,C_D);
36
37 //=====END
      OF PROGRAM
      =====

```

Scilab code Exa 14.15 Decomposition pressure

```

1 // Y.V.C.Rao ,1997.Chemical Engineering
  Thermodynamics.Universities Press,Hyderabad,India
  .
2
3 //Chapter-14,Example 15,Page 517
4 //Title: Decomposition pressure
5 //
  =====

6 clear
7 clc
8
9 //INPUT
10 //The reaction is given by: CaCO3(s)---->CaO(s)+CO2(g
    )
11 T=1200;//temperature in K
12 T0=298.15;//reference temperature in K
13 //The isobaric molar capacity is given by Cp=a+bT+cT
    ^2+dT^3+eT^-2 in J/molK and T is in K
14 //coefficient in the expression for computing the
    isobaric molar heat capacity (for CaO(s),CO2(g),
    CaCO3(s) respectively)
15 a=[41.84;45.369;82.34];
16 //coefficient in the expression for computing the

```

```

    isobaric molar heat capacity (for CaO(s),CO2(g),
    CaCO3(s) respectively)
17 b=[20.25*10^-3;8.688*10^-3;49.75*10^-3];
18 //coefficient in the expression for computing the
    isobaric molar heat capacity (for CaO(s),CO2(g),
    CaCO3(s) respectively)
19 c=[0;0;0];
20 //coefficient in the expression for computing the
    isobaric molar heat capacity (for CaO(s),CO2(g),
    CaCO3(s) respectively)
21 d=[0;0;0];
22 //coefficient in the expression for computing the
    isobaric molar heat capacity (for CaO(s),CO2(g),
    CaCO3(s) respectively)
23 e=[-4.51*10^5;-9.619*10^5;-12.87*10^5];
24 del_Gf=[-604.574;-394.815;-1129.515] //Standard Gibbs
    free energies of formation of (CaO(s),CO2(g),
    CaCO3(s)) in kJ
25 del_Hf=[-635.975;-393.978;-1207.683] //Standard
    enthalpies of formation of (CaO(s),CO2(g),CaCO3(s)
    )in kJ
26 n=[1;1;-1]; //stoichiometric coefficients of CaO(s),
    CO2(g) and CaCO3(s) respectively (no unit)
27 R=8.314; //universal gas constant in J/molK
28
29 //CALCULATION
30 del_G=(n(1,:)*del_Gf(1,:))+(n(2,:)*del_Gf(2,:))+(n
    (3,:)*del_Gf(3,:)); //calculation of the Gibbs
    free energy of reaction in kJ
31 del_H=(n(1,:)*del_Hf(1,:))+(n(2,:)*del_Hf(2,:))+(n
    (3,:)*del_Hf(3,:)); //calculation of the enthalpy
    of the reaction in kJ
32 //Framing the isobaric molar heat capacity
    expression
33 del_a=(n(1,:)*a(1,:))+(n(2,:)*a(2,:))+(n(3,:)*a(3,:
    ));
34 del_b=(n(1,:)*b(1,:))+(n(2,:)*b(2,:))+(n(3,:)*b(3,:
    ));

```

```

35 del_c=(n(1,:)*c(1,:))+(n(2,:)*c(2,:))+(n(3,:)*c(3,:))
    );
36 del_d=(n(1,:)*d(1,:))+(n(2,:)*d(2,:))+(n(3,:)*d(3,:))
    );
37 del_e=(n(1,:)*e(1,:))+(n(2,:)*e(2,:))+(n(3,:)*e(3,:))
    );
38 //Using Eq.14.21 to compute the value of del_H0 in
    kJ
39 del_H0=((del_H*10^3)-((del_a*T0)+((del_b/2)*T0^2)+((
    del_c/3)*T0^3)+((del_d/4)*T0^4)-(del_e/T0)))
    *10^-3;
40 //Using Eq.14.23 to compute the value of IR (no unit
    )
41 IR=(1/(T0))*((del_H0*10^3)-(del_a*T0*log(T0))-((
    del_b/2)*T0^2)-((del_c/6)*T0^3)-((del_d/12)*T0^4)
    -((del_e/2)*(1/T0))-(del_G*10^3));
42 //Using Eq.14.23 to compute the Gibbs free energy of
    the reaction at T in kJ
43 del_G_T=((del_H0*10^3)-(del_a*T*log(T))-((del_b/2)*T
    ^2)-((del_c/6)*T^3)-((del_d/12)*T^4)-((del_e/2)
    *(1/T))-(IR*T))*10^-3;
44 Ka=exp((-del_G_T*10^3)/(R*T)); //calculation of the
    equilibrium constant (no unit)
45 //Now, Ka=(a_CaO*a_CO2)/a_CaCO3. We get a_CaO=1 and
    a_CaCO3=1, if we choose the pure component solids
    CaO(s) and CaCO3(s) at 1200K(at T)and 1 bar
    pressure as the standard states. Then, Ka=a_CO2
    =(f/f0)_CO2=((phi*y*P)/f0)_CO2. Assume the gas
    phase (pure CO2) is ideal. Then, phi=1 and y=1.
    The usual standard state for the gas gives f0=1
    bar. Therefore , Ka=P
46 y=1;
47 phi=1;
48 f0=1;
49 P=(Ka*f0)/(phi*y); //calculation of the decomposition
    pressure in bar
50
51 //OUTPUT

```

```
52 mprintf(' \n The decomposition pressure ,P=%f bar \n ',  
    P);  
53  
54 //=====END  
    OF PROGRAM  
    =====  
  
55  
56 //DISCLAIMER: THE TEXTBOOK, GIVES A VALUE OF 2.42  
    bar FOR THE VALUE OF THE DECOMPOSITION PRESSURE.  
    HOWEVER, THE ACTUAL VALUE IS ONLY 2.38 bar AND  
    NOT 2.42 bar AS PRINTED IN THE TEXTBOOK.
```
