

Scilab Textbook Companion for  
Elementary Principles Of Chemical Processes  
by R. M. Felder And R. W. Rousseau<sup>1</sup>

Created by  
Chaitanya Potti  
CL 152  
Chemical Engineering  
IIT Bombay  
College Teacher  
Student Of IIT Bombay  
Cross-Checked by

July 17, 2017

<sup>1</sup>Funded by a grant from the National Mission on Education through ICT, <http://spoken-tutorial.org/NMEICT-Intro>. This Textbook Companion and Scilab codes written in it can be downloaded from the "Textbook Companion Project" section at the website <http://scilab.in>

# Book Description

**Title:** Elementary Principles Of Chemical Processes

**Author:** R. M. Felder And R. W. Rousseau

**Publisher:** Wiley India Pvt. Ltd., New Delhi.

**Edition:** 3

**Year:** 2010

**ISBN:** 978-81-265-1582-0

Scilab numbering policy used in this document and the relation to the above book.

**Exa** Example (Solved example)

**Eqn** Equation (Particular equation of the above book)

**AP** Appendix to Example(Scilab Code that is an Appednix to a particular Example of the above book)

For example, Exa 3.51 means solved example 3.51 of this book. Sec 2.3 means a scilab code whose theory is explained in Section 2.3 of the book.

# Contents

List of Scilab Codes	4
2 Introduction To Engineering Calculations	6
3 Processes and Process Variables	13
4 Fundamentals Of Material Balances	23
5 Single Phase Systems	55
6 Multiphase Systems	65
7 Energy And Energy Balances	82
8 Balances On Nonreactive Processes	94
9 Balances On Reactive Processes	108
11 Balances on Transient Processes	122

# List of Scilab Codes

Exa 2.2.1	Conversion of acceleration . . . . .	6
Exa 2.3.1	Conversion between system of units . . . . .	7
Exa 2.4.1	Weight and Mass . . . . .	8
Exa 2.5.2	Statistical Quality Control . . . . .	9
Exa 2.7.1	Fitting a straight line to Flow meter Calibra- tion Data . . . . .	10
Exa 2.7.2	Linear-Curve Fitting on non linear data . . .	12
Exa 3.1.1	Mass, Volume and Density . . . . .	13
Exa 3.1.2	Effect of Temperature on Liquid Density . . .	14
Exa 3.3.1	Conversion between mass and moles . . . . .	15
Exa 3.3.2	Conversion using mass and mole fractions . . .	17
Exa 3.3.3	Conversion from a composition by mass to a molar composition . . . . .	17
Exa 3.3.4	Calculation of an average molecular weight . .	19
Exa 3.3.5	Conversion between mass, molar and volu- metric flowrates . . . . .	19
Exa 3.4.1	Calculation of pressure as head of fluid . . . .	20
Exa 3.4.2	Pressure below the surface of a fluid . . . . .	21
Exa 3.5.2	Temperature Conversion . . . . .	21
Exa 4.2.1	The General Balance Equation . . . . .	23
Exa 4.2.2	Material Balances on a Continuous Distilla- tion Process . . . . .	24
Exa 4.2.3	Balances on a batch mixing process . . . . .	25
Exa 4.2.4	Integral balance on a semi batch process . . .	26
Exa 4.3.1	Flowchart of an Air Humidification and Oxy- genation Process . . . . .	27
Exa 4.3.2	Scale-up of a separation process flowchart . .	28
Exa 4.3.3	Balances on a mixing unit . . . . .	30

Exa 4.3.5	Material Balances on a Distillation Column	30
Exa 4.4.1	Two- Unit Process . . . . .	32
Exa 4.4.2	An Extraction-Distillation Process . . . . .	35
Exa 4.5.1	Material and Energy Balances on an Air Con- ditioner . . . . .	36
Exa 4.5.2	An Evaporative Crystallization Process . . .	39
Exa 4.6.1	Reaction Stoichiometry . . . . .	40
Exa 4.6.3	Yield and Selectivity in a Dehydrogenation Reactor . . . . .	42
Exa 4.7.2	Dehydrogenation of propane . . . . .	43
Exa 4.7.3	Recycle and Purge in Synthesis of Methanol	45
Exa 4.8.1	Composition on Wet and Dry Basis . . . . .	47
Exa 4.8.2	Theoretical and Excess Air . . . . .	48
Exa 4.8.3	Combustion of Ethane . . . . .	49
Exa 4.8.4	Combustion of a Hydrocarbon fuel of Unknown Composition . . . . .	51
Exa 4.9.1	Material Balances in Process Design and Pro- cess Operation . . . . .	52
Exa 5.1.1	density calculation . . . . .	55
Exa 5.2.1	ideal gas equation . . . . .	56
Exa 5.2.2	volumetric flow rate . . . . .	57
Exa 5.2.3	volume in final state . . . . .	57
Exa 5.2.4	true volumetric flowrate . . . . .	58
Exa 5.2.5	Material Balances on an Evaporator-Compressor	59
Exa 5.3.1	Truncated Virial Equation . . . . .	60
Exa 5.3.2	SRK Equation of State . . . . .	61
Exa 5.4.1	Tabulated Compressibility Factors . . . . .	62
Exa 5.4.2	Generalized Compressibility Chart . . . . .	63
Exa 5.4.3	Kay's rule . . . . .	64
Exa 6.1.1	Vapour Pressure estimation using Clausius- Clapeyron Equation . . . . .	65
Exa 6.3.1	Composition of a Saturated Gas-Vapour Sys- tem . . . . .	66
Exa 6.3.2	Material Balances around a Condenser . . .	67
Exa 6.3.3	Humidity calculations . . . . .	68
Exa 6.4.1	Absorption of Sulphur dioxide . . . . .	69
Exa 6.4.2	Raoult's Law and Henry's Law . . . . .	71
Exa 6.5.1	Crystallization and Filtration . . . . .	72

Exa 6.5.2	Material Balances on a Crystallizer . . . . .	73
Exa 6.5.3	Production of a Hydrated Salt . . . . .	75
Exa 6.5.4	Colligative Property Calculations . . . . .	76
Exa 6.6.1	Extraction of Acetone from Water . . . . .	77
Exa 6.6.2	Extraction of Acetone from Water: Use of Phase Diagram . . . . .	78
Exa 6.7.1	Balances on an Adsorption Process . . . . .	79
Exa 7.2.1	Kinetic Energy Transported by a Flowing Stream	82
Exa 7.2.2	Potential Energy increase of a flowing fluid .	83
Exa 7.4.1	Calculation of Enthalpy . . . . .	83
Exa 7.4.2	Energy Balance on a Turbine . . . . .	85
Exa 7.5.1	Use of Tabulated Enthalpy Data . . . . .	85
Exa 7.5.3	Energy Balance on a Steam Turbine . . . . .	86
Exa 7.6.1	Energy Balance on a One-Component Process	87
Exa 7.6.2	Energy Balance on a Two-Component Process	88
Exa 7.6.3	Simultaneous Material and Energy Balances	89
Exa 7.7.1	Bernoulli's Equation . . . . .	90
Exa 7.7.2	Siphoning . . . . .	91
Exa 7.7.3	Hydraulic Power Generation . . . . .	92
Exa 8.3.1	Evaluation of an Internal Energy Change from Tabulated Heat Capacity . . . . .	94
Exa 8.3.2	Cooling of an ideal gas . . . . .	95
Exa 8.3.3	Evaluation of $\Delta H$ using Heat Capacities and Tabulated Enthalpies . . . . .	96
Exa 8.3.4	Heat Capacity of a mixture . . . . .	97
Exa 8.3.5	Energy Balance on a gas preheater . . . . .	98
Exa 8.4.1	Heat of Vaporization . . . . .	99
Exa 8.4.2	Vaporization and Heating . . . . .	101
Exa 8.4.3	Estimation of a Heat of Vaporization . . . . .	102
Exa 8.4.4	Partial Vaporization of a mixture . . . . .	102
Exa 8.5.1	Production of Hydrochloric Acid . . . . .	104
Exa 8.5.2	Concentration of an aqueous sulphuric acid solution . . . . .	105
Exa 8.5.5	Adiabatic Mixing . . . . .	106
Exa 9.1.1	Calculation of Heats of Reaction . . . . .	108
Exa 9.1.2	Evaluation of Internal Energy . . . . .	109
Exa 9.3.1	Determination of a Heat of Reaction from Heat of Formations . . . . .	110

Exa 9.4.1	Calculation of a Heat of Reaction from Heats of Combustion . . . . .	111
Exa 9.5.1	Energy balance about an Ammonia Oxidizer	111
Exa 9.5.2	Energy Balance on a Methane Oxidation Reactor . . . . .	113
Exa 9.5.4	Simultaneous Material and Energy Balance	115
Exa 9.5.5	Standard Heat of a Neutralization reaction .	118
Exa 9.5.6	Energy Balance on a Neutralization process	119
Exa 9.6.1	Calculation of a Heating Value . . . . .	120
Exa 11.1.2	Water Balance on a city reservoir . . . . .	122
Exa 11.3.1	Start-up of a Batch Reactor . . . . .	123
AP 1	11.3.1.sci . . . . .	125
AP 2	1112.sci . . . . .	125
AP 3	9.6.1.sci . . . . .	125
AP 4	9.5.6.sci . . . . .	125
AP 5	9.5.5.sci . . . . .	126
AP 6	9.5.4.sci . . . . .	126
AP 7	9.5.2.sci . . . . .	126
AP 8	9.5.1.sci . . . . .	127
AP 9	9.4.1.sci . . . . .	127
AP 10	9.3.1.sci . . . . .	127
AP 11	9.1.2.sci . . . . .	127
AP 12	9.1.1.sci . . . . .	128
AP 13	8.5.5.sci . . . . .	128
AP 14	8.5.2.sci . . . . .	128
AP 15	8.5.1.sci . . . . .	128
AP 16	8.4.4.sci . . . . .	129
AP 17	8.4.3.sci . . . . .	129
AP 18	8.4.2.sci . . . . .	129
AP 19	8.4.1.sci . . . . .	129
AP 20	8.3.5.sci . . . . .	129
AP 21	8.3.4.sci . . . . .	130
AP 22	8.3.3.sci . . . . .	130
AP 23	8.3.2.sci . . . . .	130
AP 24	8.3.1.sci . . . . .	130
AP 25	7.7.3.sci . . . . .	130
AP 26	7.7.2.sci . . . . .	131
AP 27	771.sci . . . . .	131



AP 28	7.6.3.sci	131
AP 29	7.6.2.sci	131
AP 30	7.6.1.sci	132
AP 31	7.5.3.sci	132
AP 32	7.5.1.sci	132
AP 33	7.4.2.sci	132
AP 34	7.4.1.sci	133
AP 35	7.2.2.sci	133
AP 36	7.2.1.sci	133
AP 37	6.7.1.sci	133
AP 38	6.6.2.sci	133
AP 39	6.6.1.sci	134
AP 40	6.5.4.sci	134
AP 41	6.5.3.sci	134
AP 42	6.5.2.sci	134
AP 43	6.5.1.sci	134
AP 44	6.4.2.sci	135
AP 45	6.4.1.sci	135
AP 46	6.3.3.sci	135
AP 47	6.3.2.sci	135
AP 48	6.3.1.sci	136
AP 49	6.1.1.sci	136
AP 50	5.4.3.sci	136
AP 51	5.4.2.sci	136
AP 52	5.4.1.sci	137
AP 53	5.3.2.sci	137
AP 54	5.3.1.sci	137
AP 55	5.2.5.sci	137
AP 56	5.2.4.sci	138
AP 57	5.2.3.sci	138
AP 58	5.2.2.sci	138
AP 59	5.2.1.sci	138
AP 60	5.1.1.sci	138
AP 61	4.9.1.sci	139
AP 62	4.8.4.sci	139
AP 63	4.8.3.sci	139
AP 64	4.8.2.sci	139
AP 65	4.8.1.sci	139

AP 66	4.7.3.sci	140
AP 67	4.7.2.sci	140
AP 68	4.6.3.sci	140
AP 69	4.6.1.sci	140
AP 70	4.5.2.sci	141
AP 71	4.5.1.sci	141
AP 72	4.4.2.sci	141
AP 73	4.4.1.sci	141
AP 74	4.3.5.sci	142
AP 75	4.3.3.sci	142
AP 76	4.3.2.sci	142
AP 77	4.3.1.sci	142
AP 78	4.2.4.sci	142
AP 79	4.2.3.sci	143
AP 80	4.2.2.sci	143
AP 81	4.2.1.sci	143
AP 82	3.5.2.sci	143
AP 83	3.4.2.sci	143
AP 84	3.4.1.sci	144
AP 85	3.3.5.sci	144
AP 86	3.3.4.sci	144
AP 87	3.3.3.sci	144
AP 88	3.3.2.sci	144
AP 89	3.3.1.sci	145
AP 90	3.1.2.sci	145
AP 91	3.1.1.sci	145
AP 92	2.7.2.sci	145
AP 93	2.7.1.sci	145
AP 94	2.5.2.sci	145
AP 95	2.4.1.sci	146
AP 96	2.3.1.sci	146
AP 97	2.2.1.sci	146

# List of Figures

2.1	Conversion of acceleration . . . . .	7
2.2	Conversion between system of units . . . . .	8
2.3	Weight and Mass . . . . .	8
2.4	Statistical Quality Control . . . . .	9
2.5	Fitting a straight line to Flow meter Calibration Data . . . . .	10
2.6	Linear-Curve Fitting on non linear data . . . . .	11
3.1	Mass, Volume and Density . . . . .	14
3.2	Effect of Temperature on Liquid Density . . . . .	15
3.3	Conversion between mass and moles . . . . .	16
3.4	Conversion using mass and mole fractions . . . . .	17
3.5	Conversion from a composition by mass to a molar composition . . . . .	18
3.6	Calculation of an average molecular weight . . . . .	18
3.7	Conversion between mass, molar and volumetric flowrates . . . . .	19
3.8	Calculation of pressure as head of fluid . . . . .	20
3.9	Pressure below the surface of a fluid . . . . .	21
3.10	Temperature Conversion . . . . .	21
4.1	The General Balance Equation . . . . .	23
4.2	Material Balances on a Continuous Distillation Process . . . . .	24
4.3	Balances on a batch mixing process . . . . .	25
4.4	Integral balance on a semi batch process . . . . .	26
4.5	Flowchart of an Air Humidification and Oxygenation Process . . . . .	27
4.6	Scale-up of a separation process flowchart . . . . .	28

4.7	Balances on a mixing unit . . . . .	29
4.8	Material Balances on a Distillation Column . . . . .	31
4.9	Two- Unit Process . . . . .	33
4.10	An Extraction-Distillation Process . . . . .	34
4.11	Material and Energy Balances on an Air Conditioner . . . . .	37
4.12	An Evaporative Crystallization Process . . . . .	38
4.13	Reaction Stoichiometry . . . . .	40
4.14	Yield and Selectivity in a Dehydrogenation Reactor . . . . .	42
4.15	Dehydrogenation of propane . . . . .	43
4.16	Recycle and Purge in Synthesis of Methanol . . . . .	45
4.17	Composition on Wet and Dry Basis . . . . .	47
4.18	Theoretical and Excess Air . . . . .	48
4.19	Combustion of Ethane . . . . .	49
4.20	Combustion of a Hydrocarbon fuel of Unknown Composition . . . . .	51
4.21	Material Balances in Process Design and Process Operation . . . . .	53
5.1	density calculation . . . . .	55
5.2	ideal gas equation . . . . .	56
5.3	volumetric flow rate . . . . .	57
5.4	volume in final state . . . . .	58
5.5	true volumetric flowrate . . . . .	58
5.6	Material Balances on an Evaporator-Compressor . . . . .	59
5.7	Truncated Virial Equation . . . . .	60
5.8	SRK Equation of State . . . . .	61
5.9	Tabulated Compressibility Factors . . . . .	62
5.10	Generalized Compressibility Chart . . . . .	63
5.11	Kay's rule . . . . .	64
6.1	Vapour Pressure estimation using Clausius-Clapeyron Equation . . . . .	65
6.2	Composition of a Saturated Gas-Vapour System . . . . .	66
6.3	Material Balances around a Condenser . . . . .	67
6.4	Humidity calculations . . . . .	68
6.5	Absorption of Sulphur dioxide . . . . .	70
6.6	Raoult's Law and Henry's Law . . . . .	71
6.7	Crystallization and Filtration . . . . .	72
6.8	Material Balances on a Crystallizer . . . . .	74
6.9	Production of a Hydrated Salt . . . . .	75

6.10	Colligative Property Calculations . . . . .	76
6.11	Extraction of Acetone from Water . . . . .	77
6.12	Extraction of Acetone from Water: Use of Phase Diagram . . . . .	78
6.13	Balances on an Adsorption Process . . . . .	80
7.1	Kinetic Energy Transported by a Flowing Stream . . . . .	82
7.2	Potential Energy increase of a flowing fluid . . . . .	83
7.3	Calculation of Enthalpy . . . . .	84
7.4	Energy Balance on a Turbine . . . . .	84
7.5	Use of Tabulated Enthalpy Data . . . . .	85
7.6	Energy Balance on a Steam Turbine . . . . .	86
7.7	Energy Balance on a One-Component Process . . . . .	87
7.8	Energy Balance on a Two-Component Process . . . . .	88
7.9	Simultaneous Material and Energy Balances . . . . .	89
7.10	Bernoulli's Equation . . . . .	90
7.11	Siphoning . . . . .	91
7.12	Hydraulic Power Generation . . . . .	92
8.1	Evaluation of an Internal Energy Change from Tabulated Heat Capacity . . . . .	94
8.2	Cooling of an ideal gas . . . . .	95
8.3	Evaluation of $\Delta H$ using Heat Capacities and Tabulated Enthalpies . . . . .	96
8.4	Heat Capacity of a mixture . . . . .	97
8.5	Energy Balance on a gas preheater . . . . .	98
8.6	Heat of Vaporization . . . . .	99
8.7	Vaporization and Heating . . . . .	100
8.8	Estimation of a Heat of Vaporization . . . . .	101
8.9	Partial Vaporization of a mixture . . . . .	103
8.10	Production of Hydrochloric Acid . . . . .	104
8.11	Concentration of an aqueous sulphuric acid solution . . . . .	105
8.12	Adiabatic Mixing . . . . .	106
9.1	Calculation of Heats of Reaction . . . . .	109
9.2	Evaluation of Internal Energy . . . . .	109
9.3	Determination of a Heat of Reaction from Heat of Formations . . . . .	110
9.4	Calculation of a Heat of Reaction from Heats of Combustion . . . . .	111
9.5	Energy balance about an Ammonia Oxidizer . . . . .	112

9.6	Energy Balance on a Methane Oxidation Reactor . . . . .	114
9.7	Simultaneous Material and Energy Balance . . . . .	116
9.8	Standard Heat of a Neutralization reaction . . . . .	117
9.9	Energy Balance on a Neutralization process . . . . .	118
9.10	Calculation of a Heating Value . . . . .	120
11.1	Water Balance on a city reservoir . . . . .	122
11.2	Start-up of a Batch Reactor . . . . .	123

# Chapter 2

## Introduction To Engineering Calculations

check Appendix [AP 97](#) for dependency:

221.sci

Scilab code Exa 2.2.1 Conversion of acceleration

```
1 clc
2 pathname=get_absolute_file_path('2_2_1.sce')
3 filename=pathname+filesep()+ '221.sci '
4 exec(filename)
5 printf(" All the values in the textbook are
        Approximated hence the values in this code differ
        from those of Textbook")
6 AcclFinal=AcclInitial*((3600*24*365)^2)/10^5;
7 //the calculations involved are the conversion
  factors
8 printf(" \n final acceleration=%E Km/Yr^2",AcclFinal
  )
```

---

Convert an acceleration of  $1 \text{ cm/s}^2$  to its equivalent in  $\text{km/yr}^2$ .

Figure 2.1: Conversion of acceleration

check Appendix [AP 96](#) for dependency:

231.sci

Scilab code Exa 2.3.1 Conversion between system of units

```
1 clc
2 //this program is used to convert lb.ft/min^2 to kg.
   cm/s^2
3 pathname=get_absolute_file_path('2_3_1.sce')
4 filename=pathname+filesep()+ '231.sci'
5 exec(filename)
6 Final=Initial*0.453593*100/(3.281*60*60)
7 //the calculations involved are conversion factors
8 disp(" final=")
9 disp(Final); disp(" kg.cm/s^2")
```



Convert  $23 \text{ lb}_m \cdot \text{ft}/\text{min}^2$  to its equivalent in  $\text{kg} \cdot \text{cm}/\text{s}^2$ .

Figure 2.2: Conversion between system of units

Water has a density of  $62.4 \text{ lb}_m/\text{ft}^3$ . How much does  $2.000 \text{ ft}^3$  of water weigh (1) at sea level and  $45^\circ$  latitude and (2) in Denver, Colorado, where the altitude is  $5374 \text{ ft}$  and the gravitational acceleration is  $32.139 \text{ ft}/\text{s}^2$ ?

Figure 2.3: Weight and Mass

---

check Appendix [AP 95](#) for dependency:

241.sci

Scilab code Exa 2.4.1 Weight and Mass

```
1 clc
2 //this program is used to calculate weight of water
  at different places
3 pathname=get_absolute_file_path('2_4_1.sce')
4 filename=pathname+filesep()+ '241.sci'
5 exec(filename)
6 mass=volume*density;
```

Five hundred batches of a pigment are produced each week. In the plant's quality assurance (QA) program, each batch is subjected to a precise color analysis test. If a batch does not pass the test, it is rejected and sent back for reformulation.

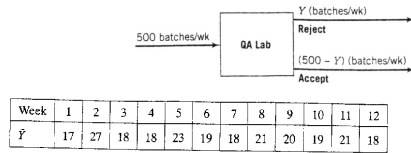


Figure 2.4: Statistical Quality Control

```

7 printf("mass of the water = volume x density=%f lbm"
    ,mass)
8 printf(" \n At sealevel , g=32.174 ft/s^2")
9 g=32.174;
10 weight=mass*g/32.174;
11 printf(" \n weight at sealevel= %f lbf \n",weight)
12 printf(" \n At denver , g=32.139 ft/s^2")
13 g=32.139;
14 weight=mass*g/32.174;
15 printf("\n weight at denver= %f lbf",weight)
16 //the division with 32.174 is to convert lbf.ft/s^2
    to lbf

```

---

check Appendix [AP 94](#) for dependency:

252.sci

### Scilab code Exa 2.5.2 Statistical Quality Control

```

1 clc
2 pathname=get_absolute_file_path('2_5_2.sce')
3 filename=pathname+filesep()+ '252.sci'
4 exec(filename)
5 //Here We used standard library functions mean and
    st_deviation

```

Rotameter calibration data (flow rate versus rotameter reading) are as follows:

Flow Rate $\dot{V}$ (L/min)	Rotameter Reading $R$
20.0	10
52.1	30
84.6	50
118.3	70
151.0	90

1. Draw a calibration curve and determine an equation for  $\dot{V}(R)$ .
2. Calculate the flow rate that corresponds to a rotameter reading of 36.

Figure 2.5: Fitting a straight line to Flow meter Calibration Data

```

6 ybar=mean(y);
7 sy=st_deviation(y);
8 defaultvalue=ybar+3*sy+1;
9 printf("the maximum allowed value of y i.e. bad
    batches in a week is %d \n", defaultvalue)
10 disp("in case of 2 standard deviations");
11 defaultvalue=ybar+2*sy+1;
12 printf("the limiting value of y i.e. bad batches in
    a week is %d", defaultvalue)

```

---

check Appendix [AP 93](#) for dependency:

271.sci

### Scilab code Exa 2.7.1 Fitting a straight line to Flow meter Calibration Data

```

1 clc
2 pathname=get_absolute_file_path('2_7_1.sce')
3 filename=pathname+filesep()+ '271.sci '
4 exec(filename)
5 //this program uses least squares fit to solve for
    slope and intercept.

```

A mass flow rate  $\dot{m}$ (g/s) is measured as a function of temperature  $T$ (°C).

$T$	10	20	40	80
$\dot{m}$	14.76	20.14	27.73	38.47

There is reason to believe that  $\dot{m}$  varies linearly with the square root of  $T$ :

$$\dot{m} = aT^{1/2} + b$$

Use a straight-line plot to verify this formula and determine  $a$  and  $b$ .

Figure 2.6: Linear-Curve Fitting on non linear data

```

6 //hence the value differs from textbook a bit.
7 sx=sum(x);sx2=sum(x^2);sy=sum(y);sxy=sum(x.*y);n=length(x);
8 A=[sx,n;sx2,sx];B=[sy;sxy];p=A\B;
9 m=p(1,1);b=p(2,1);
10 clf()
11 xtitle('2.7_1.sce','Vdot(L/min)','R','boxed')
12 plot2d(x,y,style=3)
13 disp("in case 2, R=36")
14 R=36;
15 V=m*R+b;
16 printf("then V=%f",V);

```

---

check Appendix [AP 92](#) for dependency:

272.sci

### Scilab code Exa 2.7.2 Linear-Curve Fitting on non linear data

```
1  clc
2  pathname=get_absolute_file_path('2_7_2.sce')
3  filename=pathname+filesep()+ '272.sci '
4  exec(filename)
5  disp(sqrtT);
6  sx=sum(sqrtT); sx2=sum(T); sy=sum(M); sxy=sum(sqrtT.*M)
   ;n=length(T);
7  A=[sx,n;sx2,sx]; B=[sy;sxy]; p=A\B;
8  a=p(1,1);b=p(2,1);
9  clf()
10 xtitle('2.7.2.sce','T1/2','mdot','boxed')
11 plot2d(sqrtT,M,style=3);
12 printf(" slope=%f",a);
13 printf(" \n intercept=%f",b);
```

---

# Chapter 3

## Processes and Process Variables

check Appendix [AP 91](#) for dependency:

311.sci

Scilab code Exa 3.1.1 Mass, Volume and Density

```
1  clc
2  pathname=get_absolute_file_path('3_1_1.sce')
3  filename=pathname+filesep()+ '311.sci '
4  exec(filename)
5  density=13.546*62.43
6  printf("density of mercury=%f lbm/ft^3",density);
7  //the multiplication factor is to convert density
   from gm/cc to lbm/ft^3.
8  volume=mass/(.454*density) ; //ft^3
9  //the division by 0.454 is to convert mass in kg to
   lbm.
10 printf(" \n The volume of %d kg of mercury is %f ft
    ^3",mass ,volume)
```

Calculate the density of mercury in  $\text{lb}_m/\text{ft}^3$  from a tabulated specific gravity, and calculate the volume in  $\text{ft}^3$  occupied by 215 kg of mercury.

Figure 3.1: Mass, Volume and Density

---

check Appendix [AP 90](#) for dependency:

312.sci

#### Scilab code Exa 3.1.2 Effect of Temperature on Liquid Density

```
1 clc
2 pathname=get_absolute_file_path('3_1_2.sce')
3 filename=pathname+filesep()+ '312.sci '
4 exec(filename)
5 disp("we know that  $V(T)=V_0[1+0.18182 \times 10^{(-3)} \times T$ 
       $+0.0078 \times 10^{(-6)} \times T \times T]$ ")
6 Vat0=Vat20/(1+0.18182*10(-3)*T1 +0.0078*10(-6)*T1*
      T1)
7 //the function is defined with the variable as
      temperature
```

In Example 3.1-1, 215 kg of mercury was found to occupy 0.560 ft<sup>3</sup> at 20°C. (1) What volume would the mercury occupy at 100°C? (2) Suppose the mercury is contained in a cylinder having a diameter of 0.25 in. What change in height would be observed as the mercury is heated from 20°C to 100°C?

$$V(T) = V_0 \left( 1 + 0.18182 \times 10^{-3} T + 0.0078 \times 10^{-6} T^2 \right)$$

Figure 3.2: Effect of Temperature on Liquid Density

```

8  function [volume]=volume(T)
9      volume=Vat0*(1+0.18182*10^(-3)*T +0.0078*10^(-6)
      *T*T);
10 endfunction
11 printf("  vat20=%f",volume(T1))
12 printf(" \n vat100=%f",volume(T2))
13 change=((volume(T2))-(volume(T1)))*4/(%pi*D*D)
14 printf(" \n change in the height of mercury level=
      %f ft",change)
15 //the answer is a bit different due to rounding off
      of volume(T2) in textbook

```

---

check Appendix AP 89 for dependency:

331.sci

Scilab code Exa 3.3.1 Conversion between mass and moles



How many of each of the following are contained in 100.0 g of CO<sub>2</sub> ( $M = 44.01$ )? (1) mol CO<sub>2</sub>; (2) lb-moles CO<sub>2</sub>; (3) mol C; (4) mol O; (5) mol O<sub>2</sub>; (6) g O; (7) g O<sub>2</sub>; (8) molecules of CO<sub>2</sub>.

Figure 3.3: Conversion between mass and moles

```
1  clc
2  pathname=get_absolute_file_path('3_3_1.sce')
3  filename=pathname+filesep()+ '331.sci'
4  exec(filename)
5  moles=mass/M
6  printf("\n no. of moles=%f",moles)
7  lbmole=moles/453.6
8  printf("\n no. of lb moles=%f",lbmole)
9  Cmoles=moles
10 printf("\n no. of moles of carbon=%f",Cmoles)
11 Omoles=2*moles
12 printf("\n no. of moles of oxygen=%f",Omoles)
13 O2moles=moles
14 printf("\n no. of moles of dioxygen=%f",O2moles)
15 gramsO=Omoles*16
16 printf("\n no. of grams of oxygen=%f",gramsO)
17 gramsO2=O2moles*32
18 printf("\n no. of grams of oxygen=%f",gramsO2)
19 moleculesCO2=moles*6.02*10^(23)
20 printf("\n no. of molecules of CO2 = %E",moleculesCO2
    )
```

---

check Appendix [AP 88](#) for dependency:

332.sci

A solution contains 15% A by mass ( $x_A = 0.15$ ) and 20 mole% B ( $y_B = 0.20$ ).

Figure 3.4: Conversion using mass and mole fractions

### Scilab code Exa 3.3.2 Conversion using mass and mole fractions

```
1 clc
2 pathname=get_absolute_file_path('3_3_2.sce')
3 filename=pathname+filesep()+ '332.sci'
4 exec(filename)
5 massA=mass*xA
6 printf("\n Mass of A in %d kg of solution = %f kg A
   ",mass,massA)
7 flowrateA=flowrate1*xA
8 printf("\n Mass flow rate of A in a stream flowing
   at %d lbm/h =%f lbm A/h",flowrate1,flowrateA)
9 flowrateB=flowrate2*yB
10 printf("\n Molar flowrate of B in a stream flowing
   at %d mol/min = %f molB/min",flowrate2,flowrateB)
11 Totalflowrate=molarB/yB
12 printf("\n Total flow rate of a solution with %d
   kmolB/s=%f",molarB,Totalflowrate)
13 MassSolution=massofA/xA
14 printf("\n Mass of solution that contains %d lbm of
   A = %f",massofA,MassSolution)
```

---

check Appendix [AP 87](#) for dependency:

333.sci

### Scilab code Exa 3.3.3 Conversion from a composition by mass to a molar composition

A mixture of gases has the following composition by mass:

O <sub>2</sub>	16%	( $x_{\text{O}_2} = 0.16$ g O <sub>2</sub> /g total)
CO	4.0%	
CO <sub>2</sub>	17%	
N <sub>2</sub>	63%	

What is the molar composition?

Figure 3.5: Conversion from a composition by mass to a molar composition

Calculate the average molecular weight of air (1) from its approximate molar composition of 79% N<sub>2</sub>, 21% O<sub>2</sub> and (2) from its approximate composition by mass of 76.7% N<sub>2</sub>, 23.3% O<sub>2</sub>.

Figure 3.6: Calculation of an average molecular weight

```
1  clc
2  pathname=get_absolute_file_path('3_3_3.sce')
3  filename=pathname+filesep()+ '333.sci'
4  exec(filename)
5  molO2=massO2/MO2
6  molCO=massCO/MCO
7  molCO2=massCO2/MCO2
8  molN2=massN2/MN2
9  TotalMol=molO2+molCO+molCO2+molN2
10 printf("\n molefraction of O2=%f",molO2/TotalMol)
11 printf("\n molefraction of CO=%f",molCO/TotalMol)
12 printf("\n molefraction of CO2=%f",molCO2/TotalMol)
13 printf("\n molefraction of N2=%f",molN2/TotalMol)
```

---

check Appendix [AP 86](#) for dependency:

334.sci

A 0.50-molar aqueous solution of sulfuric acid flows into a process unit at a rate of 1.25 m<sup>3</sup>/min. The specific gravity of the solution is 1.03. Calculate (1) the mass concentration of H<sub>2</sub>SO<sub>4</sub> in kg/m<sup>3</sup>, (2) the mass flow rate of H<sub>2</sub>SO<sub>4</sub> in kg/s, and (3) the mass fraction of H<sub>2</sub>SO<sub>4</sub>.

Figure 3.7: Conversion between mass, molar and volumetric flowrates

### Scilab code Exa 3.3.4 Calculation of an average molecular weight

```
1 clc
2 pathname=get_absolute_file_path('3_3_4.sce')
3 filename=pathname+filesep()+ '334.sci'
4 exec(filename)
5 Mbar=yN2*MN2+(1-yN2)*M02
6 printf("\n average molecular weight of air from
   molar composition=%f",Mbar)
7 InvMbar=xN2/28 + (1-xN2)/32
8 printf("\n average molecular weight of air from
   mass composition=%f",1/InvMbar)
```

---

check Appendix [AP 85](#) for dependency:

335.sci

### Scilab code Exa 3.3.5 Conversion between mass, molar and volumetric flowrates

```
1 clc
2 pathname=get_absolute_file_path('3_3_5.sce')
3 filename=pathname+filesep()+ '335.sci'
4 exec(filename)
5 mass_conc=conc*98
```

Express a pressure of  $2.00 \times 10^5$  Pa in terms of mm Hg.

Figure 3.8: Calculation of pressure as head of fluid

```
6 printf("mass concentration of sulfuric acid=%f kg/m
    ^3",mass_conc)
7 mass_flowrate=rate*mass_conc/60
8 printf(" \n Mass flow rate of sulfuric acid=%f kg/s"
    ,mass_flowrate)
9 massfraction=1/(rate*D*1000/60)
10 printf(" \n Mass fraction of sulfuric acid=%f" ,
    massfraction)
```

---

check Appendix [AP 84](#) for dependency:

341.sci

Scilab code Exa 3.4.1 Calculation of pressure as head of fluid

```
1 clc
2 pathname=get_absolute_file_path('3_4_1.sce')
3 filename=pathname+filesep()+ '3_4_1.sci'
4 exec(filename)
5 Pressure=Pressure*1000/(13600*9.807)
6 printf(" Pressure =%E mm of Hg",Pressure)
```

---

check Appendix [AP 83](#) for dependency:

342.sci

What is the pressure 30.0 m below the surface of a lake? Atmospheric pressure (the pressure at the surface) is 10.4 m H<sub>2</sub>O, and the density of water is 1000.0 kg/m<sup>3</sup>. Assume that  $g$  is 9.807 m/s<sup>2</sup>.

Figure 3.9: Pressure below the surface of a fluid

Consider the interval from 20°F to 80°F.

1. Calculate the equivalent temperatures in °C and the interval between them.
2. Calculate directly the interval in °C between the temperatures.

Figure 3.10: Temperature Conversion

**Scilab code Exa 3.4.2** Pressure below the surface of a fluid

```
1 clc
2 pathname=get_absolute_file_path('3_4_2.sce')
3 filename=pathname+filesep()+ '342.sci '
4 exec(filename)
5 Ph=P0+D*g*h
6 printf(" Pressure at the bottom of the lake=%E N/m^2"
,Ph)
```

---

check Appendix [AP 82](#) for dependency:

352.sci

**Scilab code Exa 3.5.2** Temperature Conversion

```
1 clc
2 pathname=get_absolute_file_path('3_5_2.sce')
3 filename=pathname+filesep()+ '352.sci '
4 exec(filename)
5 //In this code I used a function to achieve the
  conversion
```

```
6 function [centigrade]=conversion(fahrenheit)
7     centigrade=(fahrenheit-32)/1.8
8 endfunction
9 difference=conversion(80)-conversion(20)
10 printf("Equivalent temperature of %d-%d temperature
    in C =%f",T2,T1,difference)
11 deltaTF=T2-T1
12 deltaTC=deltaTF/1.8
13 printf(" \n By second method, result=%f",deltaTC)
```

---

# Chapter 4

## Fundamentals Of Material Balances

check Appendix [AP 81](#) for dependency:

```
421.sci
```

Scilab code Exa 4.2.1 The General Balance Equation

```
1 clc
2 pathname=get_absolute_file_path('4_2_1.sce')
3 filename=pathname+filesep()+ '421.sci '
4 exec(filename)
5 printf("All the values in the textbook are
    Approximated hence the values in this code differ
    from those of Textbook")
```

Each year 50,000 people move into a city, 75,000 people move out, 22,000 are born, and 19,000 die.  
Write a balance on the population of the city.

Figure 4.1: The General Balance Equation



One thousand kilograms per hour of a mixture of benzene (B) and toluene (T) containing 50% benzene by mass is separated by distillation into two fractions. The mass flow rate of benzene in the top stream is 450 kg B/h and that of toluene in the bottom stream is 475 kg T/h. The operation is at steady state. Write balances on benzene and toluene to calculate the unknown component flow rates in the output streams.

The process can be depicted schematically as follows:

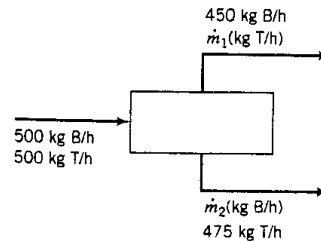


Figure 4.2: Material Balances on a Continuous Distillation Process

```

6 accumulation = input+generation-output-consumption
7 disp(" We know that accumulation=input+generation -
  output-consumption")
8 printf(" Hence, Each year population decreases by %d
  people" ,-accumulation)

```

---

check Appendix [AP 80](#) for dependency:

422.sci

#### Scilab code Exa 4.2.2 Material Balances on a Continuous Distillation Process

```

1 clc
2 pathname=get_absolute_file_path('4_2_2.sce')
3 filename=pathname+filesep()+ '422.sci'
4 exec(filename)
5 printf("All the values in the textbook are
  Approximated hence the values in this code differ
  from those of Textbook")

```

Two methanol–water mixtures are contained in separate flasks. The first mixture contains 40.0 wt% methanol, and the second contains 70.0 wt% methanol. If 200 g of the first mixture is combined with 150 g of the second, what are the mass and composition of the product?

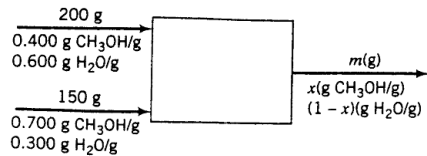


Figure 4.3: Balances on a batch mixing process

```

6 disp("Using benzene balance,")
7 m2dot=inputBenzene-UpStreamBenzene
8 printf(" m2dot=%d kg/h",m2dot)
9 disp("Using Toluene balance")
10 m1dot=inputToluene-DownStreamToluene
11 printf(" m1dot= %d kg/h",m1dot)
12 disp("To check we can perform Overall mass balance")

```

---

check Appendix [AP 79](#) for dependency:

423.sci

### Scilab code Exa 4.2.3 Balances on a batch mixing process

```

1 clc
2 pathname=get_absolute_file_path('4_2_3.sce')
3 filename=pathname+filesep()+ '423.sci'
4 exec(filename)
5 printf(" All the values in the textbook are
        Approximated hence the values in this code differ
        from those of Textbook")
6 m=m1+m2
7 printf(" \n Total mass after mixing m=%d g",m)

```

Air is bubbled through a drum of liquid hexane at a rate of 0.100 kmol/min. The gas stream leaving the drum contains 10.0 mole% hexane vapor. Air may be considered insoluble in liquid hexane. Use an integral balance to estimate the time required to vaporize 10.0 m<sup>3</sup> of the liquid.

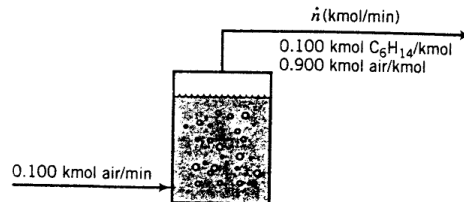


Figure 4.4: Integral balance on a semi batch process

```
8 x=(m1*x1 + m2*x2)/m
9 printf("\n The composition of the methanol in the
    product is %f and water is %f",x,1-x)
```

---

check Appendix [AP 78](#) for dependency:

424.sci

#### Scilab code Exa 4.2.4 Integral balance on a semi batch process

```
1 clc
2 pathname=get_absolute_file_path('4_2_4.sce')
3 filename=pathname+filesep()+ '424.sci'
4 exec(filename)
5 printf(" All the values in the textbook are
    Approximated hence the values in this code differ
    from those of Textbook")
6 ndot=rate/(1-x1)
7 deltaN= -vol*d*10^3 /M
8 tf=deltaN/(-0.1 * ndot)
9 printf("\n The time Required for the Total process=
    %d min",tf)
```

An experiment on the growth rate of certain organisms requires an environment of humid air enriched in oxygen. Three input streams are fed into an evaporation chamber to produce an output stream with the desired composition.

- A: Liquid water, fed at a rate of  $20.0 \text{ cm}^3/\text{min}$
- B: Air (21 mole%  $\text{O}_2$ , the balance  $\text{N}_2$ )
- C: Pure oxygen, with a molar flow rate one-fifth of the molar flow rate of stream B

The output gas is analyzed and is found to contain 1.5 mole% water. Draw and label a flowchart of the process, and calculate all unknown stream variables.

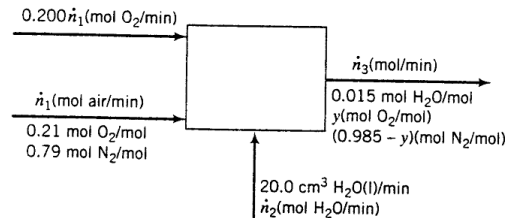


Figure 4.5: Flowchart of an Air Humidification and Oxygenation Process

---

check Appendix [AP 77](#) for dependency:

431.sci

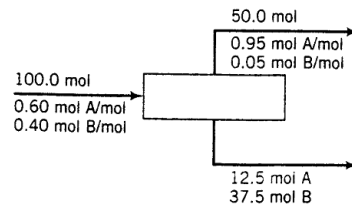
#### Scilab code Exa 4.3.1 Flowchart of an Air Humidification and Oxygenation Process

```

1  clc
2  pathname=get_absolute_file_path('4_3_1.sce')
3  filename=pathname+filesep()+ '431.sci'
4  exec(filename)
5  printf(" All the values in the textbook are
        Approximated hence the values in this code differ
        from those of Textbook")
6  n2=Vdot*DH20/MH20
7  printf(" n2=%f mol/min", n2)
8  disp(" Using Water Balance,")

```

A 60–40 mixture (by moles) of A and B is separated into two fractions. A flowchart of the process is shown here.



It is desired to achieve the same separation with a continuous feed of 1250 lb-moles/h. Scale the flowchart accordingly.

Figure 4.6: Scale-up of a separation process flowchart

```

9  n3=n2/x
10 printf("n3=%f mol/min",n3)
11 disp("Using total mole balance,")
12 n1=(n3-n2)/(1+x1)
13 printf("n1=%f mol/min",n1)
14 disp("Using N2 balance,")
15 y=1-x-0.79*n1/n3
16 printf("y=%f mol O2/mol",y)

```

---

check Appendix [AP 76](#) for dependency:

432.sci

Scilab code Exa 4.3.2 Scale-up of a separation process flowchart

```

1  clc
2  pathname=get_absolute_file_path('4_3_2.sce')
3  filename=pathname+filesep()+ '432.sci'
4  exec(filename)

```

An aqueous solution of sodium hydroxide contains 20.0% NaOH by mass. It is desired to produce an 8.0% NaOH solution by diluting a stream of the 20% solution with a stream of pure water. Calculate the ratios (liters H<sub>2</sub>O/kg feed solution) and (kg product solution/kg feed solution).

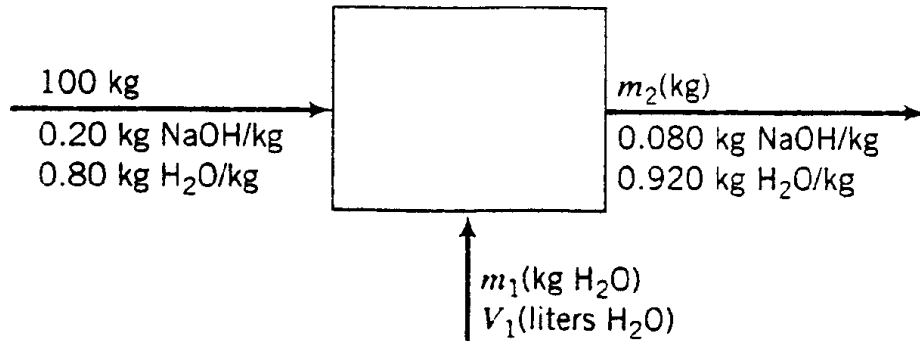


Figure 4.7: Balances on a mixing unit

```

5 printf(" All the values in the textbook are
    Approximated hence the values in this code differ
    from those of Textbook")
6 multiply=FinalBasis/basis
7 Feed=100*multiply
8 TopStream=50*multiply
9 BottomStream1=12.5*multiply
10 BottomStream2=37.5*multiply
11 printf(" \n Final Basis=%d lb-moles /h",Feed)
12 printf(" \n Final Top Stream Feed=%d lb-moles /h",
    TopStream)
13 printf(" \n Final Bottom Stream Feed 1 =%d lb-moles
    A/h",BottomStream1)
14 printf(" \n Final Bottom Stream Feed 2 =%d lb-moles
    B/h",BottomStream2)

```

---

check Appendix [AP 75](#) for dependency:

433.sci

### Scilab code Exa 4.3.3 Balances on a mixing unit

```
1 clc
2 pathname=get_absolute_file_path('4_3_3.sce')
3 filename=pathname+filesep()+ '433.sci '
4 exec(filename)
5 printf(" All the values in the textbook are
    Approximated hence the values in this code differ
    from those of Textbook")
6 disp(" Using NaOH balance")
7 m2=inputx*basis/outputx
8 printf("m2=%f Kg NaOH",m2)
9 disp(" Using Total mass balance")
10 m1=m2-basis
11 printf("m1=%f Kg Water",m1)
12 V1=m1/D
13 printf(" \n V1=%f Litres",V1)
14 Ratio1=V1/basis
15 Ratio2=m2/basis
16 printf(" \n Ratio of lt water/Kg Feed = %f lt water/
    Kg Feed",Ratio1)
17 printf(" \n Ratio of Kg product/Kg Feed = %f Kg
    product/Kg Feed",Ratio2)
```

---

check Appendix [AP 74](#) for dependency:

435.sci

### Scilab code Exa 4.3.5 Material Balances on a Distillation Column

A liquid mixture containing 45.0% benzene (B) and 55.0% toluene (T) by mass is fed to a distillation column. A product stream leaving the top of the column (the *overhead product*) contains 95.0 mole% B, and a bottom product stream contains 8.0% of the benzene fed to the column (meaning that 92% of the benzene leaves with the overhead product). The volumetric flow rate of the feed stream is 2000 L/h and the specific gravity of the feed mixture is 0.872. Determine the mass flow rate of the overhead product stream and the mass flow rate and composition (mass fractions) of the bottom product stream.

We will explicitly illustrate the implementation of the steps of the procedure just outlined.

1. **Choose a basis.** Having no reason to do otherwise, we choose the given feed stream flow rate (2000 L/h) as the basis of calculation.
2. **Draw and label the flowchart.**

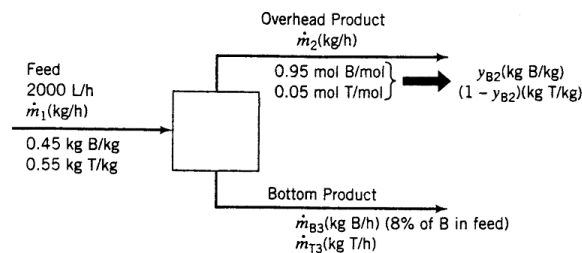


Figure 4.8: Material Balances on a Distillation Column

```

1  clc
2  pathname=get_absolute_file_path('4_3_5.sce')
3  filename=pathname+filesep()+ '435.sci'
4  exec(filename)
5  printf(" All the values in the textbook are
        Approximated hence the values in this code differ
        from those of Textbook")
6  mass1=outputBasis*M1*outputx
7  mass2=outputBasis*M2*(1-outputx)
8  mass=mass1+mass2
9  yB2=mass1/mass
10 m1=basis*D
11 printf(" \n m1=%f Kg/h" ,m1)
12 mB3=z*inputx*m1
13 printf(" \n mB3=%f Kg/h" ,mB3)
14 disp(" Using Benzene balance ,")
15 m2=(inputx*m1-mB3)/yB2
16 printf(" \n m2=%f Kg/h" ,m2)

```



```

17 disp(" Using Toluene balance ,")
18 mT3=(1-inputx)*m1-(1-yB2)*m2
19 printf(" \n mT3=%f Kg/h",mT3)
20 m3=mB3+mT3
21 printf(" \n m3=%f Kg/h",m3)
22 yB3=mB3/m3
23 printf(" \n yB3=%f kg B/kg",yB3)
24 yT3=1-yB3
25 printf(" \n yT3=%f kg T/kg",yT3)

```

---

check Appendix [AP 73](#) for dependency:

441.sci

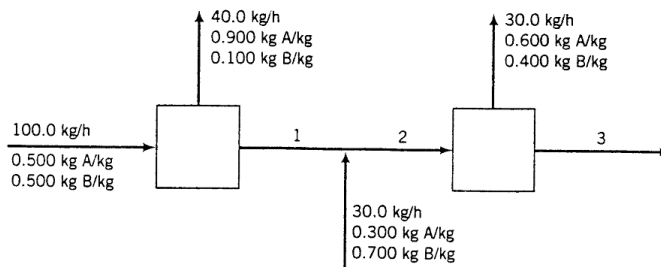
#### Scilab code Exa 4.4.1 Two- Unit Process

```

1 clc
2 pathname=get_absolute_file_path('4_4_1.sce')
3 filename=pathname+filesep()+ '441.sci '
4 exec(filename)
5 printf(" All the values in the textbook are
    Approximated hence the values in this code differ
    from those of Textbook")
6 disp(" using Overall Mass balance , ")
7 m3=inputMass1+inputMass2-outputMass1-outputMass2
8 printf("m3=%d Kg/h",m3)
9 disp(" using Overall balance on A, ")
10 x3=(inputMass1*inputx1+inputMass2*inputx2-
    outputMass1*outputx1-outputMass2*outputx2)/m3
11 printf("m3=%f Kg A/kg",x3)
12 disp(" using Mass balance on Unit 1, ")
13 m1=inputMass1-outputMass1
14 printf("m1=%d Kg/h",m1)
15 disp(" using A balance on Unit 1, ")

```

A labeled flowchart of a continuous steady-state two-unit process is shown below. Each stream contains two components, A and B, in different proportions. Three streams whose flow rates and/or compositions are not known are labeled 1, 2, and 3.



Calculate the unknown flow rates and compositions of streams 1, 2, and 3.

**Basis—Given Flow Rates**

The systems about which balances may be written are shown on the following representation of the flowchart:

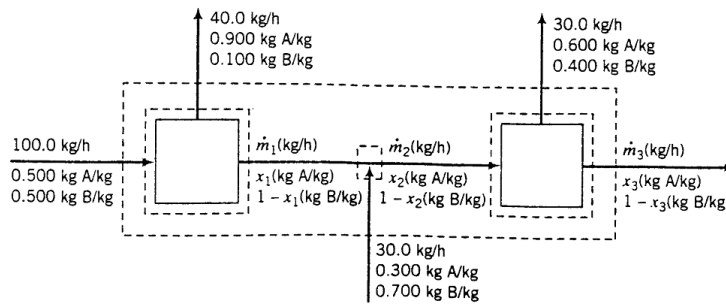


Figure 4.9: Two- Unit Process

A mixture containing 50.0 wt% acetone and 50.0 wt% water is to be separated into two streams—one enriched in acetone, the other in water. The separation process consists of extraction of the acetone from the water into methyl isobutyl ketone (MIBK), which dissolves acetone but is nearly immiscible with water. The description that follows introduces some of the terms commonly used in reference to liquid extraction processes. The process is shown schematically below.

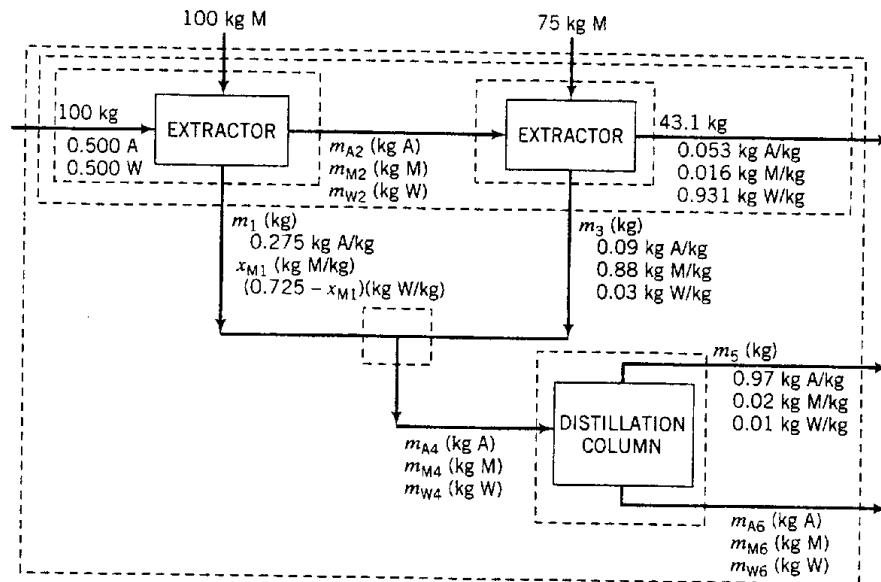


Figure 4.10: An Extraction-Distillation Process

```

16 x1=(inputMass1*inputx1-outputMass1*outputx1)/m1
17 printf("x1=%f Kg A/kg",x1)
18 disp("using Mass balance on mixing point, ")
19 m2=inputMass2+m1
20 printf("m2=%d Kg/h",m2)
21 disp("using A balance on mixing point, ")
22 x2=(inputMass2*inputx2+m1*x1)/m2
23 printf("x2=%f Kg A/kg",x2)

```

check Appendix [AP 72](#) for dependency:

442.sci

#### Scilab code Exa 4.4.2 An Extraction-Distillation Process

```
1  clc
2  pathname=get_absolute_file_path('4_4_2.sce')
3  filename=pathname+filesep()+ '442.sci'
4  exec(filename)
5  printf(" All the values in the textbook are
        Approximated hence the values in this code differ
        from those of Textbook")
6  disp("Using Balances around two-extractor system,")
7  disp("Balance on total mass,")
8  printf("%d + %d + %d = %f + m1+m3",massin,M1,M2,
        massout)
9  disp("Balance on A")
10 printf("%d * %f = %f * %f + m1 %f + m3 %f",massin,
        inputx,massout,outputxA,m1xA,m3xA)
11 A=[1 1;m1xA,m3xA]
12 b=[massin+M1+M2-massout;massin*inputx - massout*
        outputxA]
13 C=A\b
14 m1=C(1,1)
15 m3=C(2,1)
16 printf(" \n m1=%f Kg",m1)
17 printf(" \n m3=%f Kg",m3)
18 disp("Balance on M")
19 xM1=(massin+M2-massout*outputxM-m3*m3xM)/m1
20 printf("xM1=%f kg MIBK/kg",xM1)
21 disp("Balances around Extract mixing point, ")
22 disp("Balance on A")
23 mA4=m1*m1xA+m3*m3xA
24 printf(" \n mA4=%f Kg Acetone",mA4)
25 disp("Balance on M")
26 mM4=m1*xM1+m3*m3xM
27 printf(" \n mM4=%f Kg MIBK",mM4)
```

```

28 disp(" Balance on W")
29 mW4=m1*(m1xM-xM1) + m3*m3xW
30 printf(" \n mW4=%f Kg Water",mW4)
31 disp(" Balances around the First extractor")
32 disp(" Balance on A")
33 mA2=massin*inputx-m1*m1xA
34 printf(" \n mA2=%f Kg Acetone",mA2)
35 disp(" Balance on M")
36 mM2=massin-x1*xM1
37 printf(" \n xM1=%f Kg MIBK",xM1)
38 disp(" Balance on W")
39 mW2=massin*inputx- m1*(m1xM-xM1)
40 printf(" \n mW2=%f Kg Water",mW2)

```

---

check Appendix [AP 71](#) for dependency:

451.sci

#### Scilab code Exa 4.5.1 Material and Energy Balances on an Air Conditioner

```

1 clc
2 pathname=get_absolute_file_path('4_5_1.sce')
3 filename=pathname+filesep()+ '451.sci'
4 exec(filename)
5 printf(" All the values in the textbook are
    Approximated hence the values in this code differ
    from those of Textbook")
6 disp(" Overall dry Air balance,")
7 n1=x3*basis/x1
8 printf(" n1=%f mol Fresh feed",n1)
9 disp(" Overall mole balance,")
10 n3=n1-basis
11 printf(" n3=%f mol Water condensed",n3)
12 disp(" Mole balance on mixing point,")

```

Fresh air containing 4.00 mole% water vapor is to be cooled and dehumidified to a water content of 1.70 mole%  $\text{H}_2\text{O}$ . A stream of fresh air is combined with a recycle stream of previously dehumidified air and passed through the cooler. The blended stream entering the unit contains 2.30 mole%  $\text{H}_2\text{O}$ . In the air conditioner, some of the water in the feed stream is condensed and removed as liquid. A fraction of the dehumidified air leaving the cooler is recycled and the remainder is delivered to a room. Taking 100 mol of dehumidified air delivered to the room as a basis of calculation, calculate the moles of fresh feed, moles of water condensed, and moles of dehumidified air recycled.

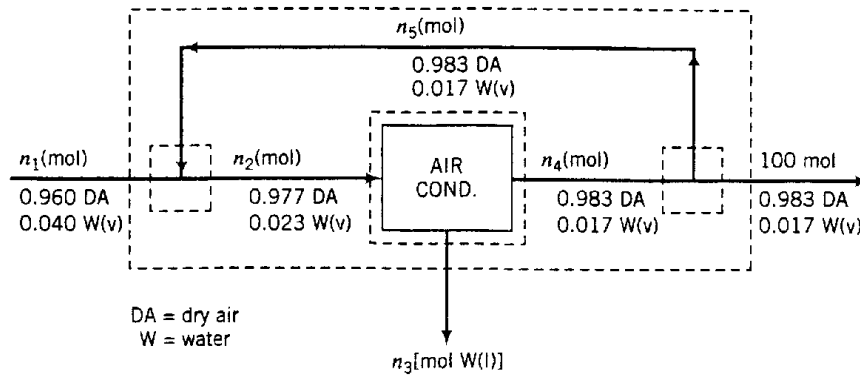


Figure 4.11: Material and Energy Balances on an Air Conditioner

```

13 disp(" n1+n5=n2" )
14 disp(" Water balance on mixing point" )
15 printf(" %f n1+ %f n5 = %f n2" ,1-x1,1-x3,1-x2)
16 A=[1 -1; 1-x2, -(1-x3)]
17 b=[n1; (1-x1)*n1]
18 C=A\b
19 n2=C(1,1)
20 n5=C(2,1)
21 printf(" \n n2=%f mol" ,n2)
22 printf(" \n n5=%f mol Recycled" ,n5)

```

---

check Appendix [AP 70](#) for dependency:

452.sci

Forty-five hundred kilograms per hour of a solution that is one-third  $K_2CrO_4$  by mass is joined by a recycle stream containing 36.4%  $K_2CrO_4$ , and the combined stream is fed into an evaporator. The concentrated stream leaving the evaporator contains 49.4%  $K_2CrO_4$ ; this stream is fed into a crystallizer in which it is cooled (causing crystals of  $K_2CrO_4$  to come out of solution) and then filtered. The filter cake consists of  $K_2CrO_4$  crystals and a solution that contains 36.4%  $K_2CrO_4$  by mass; the crystals account for 95% of the total mass of the filter cake. The solution that passes through the filter, also 36.4%  $K_2CrO_4$ , is the recycle stream.

1. Calculate the rate of evaporation, the rate of production of crystalline  $K_2CrO_4$ , the feed rates that the evaporator and the crystallizer must be designed to handle, and the *recycle ratio* (mass of recycle)/(mass of fresh feed).
2. Suppose that the filtrate were discarded instead of being recycled. Calculate the production rate of crystals. What are the benefits and costs of the recycling?

**1. Basis: 4500 kg/h Fresh Feed.**

Let K denote  $K_2CrO_4$  and W denote water. The flowchart is shown below; included on it are dashed boxes denoting the overall system and subsystems about which balances may be written.

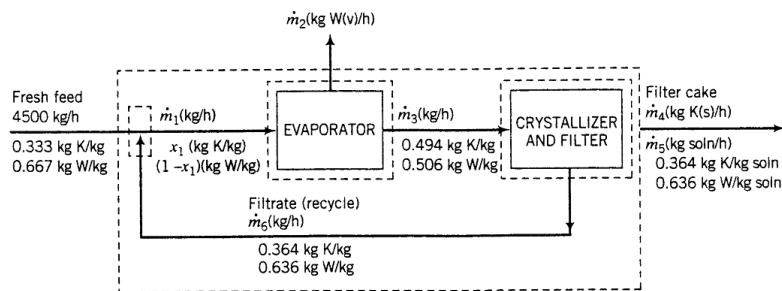


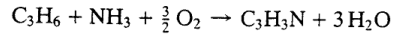
Figure 4.12: An Evaporative Crystallization Process

### Scilab code Exa 4.5.2 An Evaporative Crystallization Process

```
1  clc
2  pathname=get_absolute_file_path('4_5_2.sce')
3  filename=pathname+filesep()+ '452.sci'
4  exec(filename)
5  printf(" All the values in the textbook are
        Approximated hence the values in this code differ
        from those of Textbook")
6  m6x=m5x
7  printf(" Given , m4=%f (m4+m5)",x)
8  disp(" using Overall K2CrO4 balance , ")
9  printf(" %f * %f = m4+ %f m5",feedx,feed,m6x)
10 A=[1-x,-x;1,m6x]
11 b=[0;feedx*feed]
12 C=A\b
13 m4=C(1,1)
14 m5=C(2,1)
15 printf(" \n m4=%f K2CrO4 crystals/h",m4)
16 printf(" \n m5=%f entrained solution/h",m5)
17 disp(" Overall Total mass balance , ")
18 m2=feed-m4-m5
19 printf("m2=%f Kg H2O evaporated/h",m2)
20 disp(" Mass balance around the crystallizer ,")
21 disp("m3=m4+m5+m6")
22 disp(" Water balance around the crystallizer , ")
23 printf(" %f m3= %f m5 + %f m6",1-m3x,1-m5x,1-m6x)
24 D=[1 -1;1 (-1+m6x)/(1-m3x)]
25 e=[m4+m5;(1-m5x)*m5/(1-m3x)]
26 F=D\e
27 m3=F(1,1)
28 m6=F(2,1)
29 printf(" \n m3=%f Kg/h fed to the crystallizer",m3)
30 printf(" \n m6=%f Kg/h ",m6)
31 ratio=m6/feed
32 printf(" \n ratio=%f Kg recycle/ Kg fresh feed",
        ratio)
33 disp(" mass balance around Recycle-fresh feed mixing
```



Acrylonitrile is produced in the reaction of propylene, ammonia, and oxygen:



The feed contains 10.0 mole% propylene, 12.0% ammonia, and 78.0% air. A fractional conversion of 30.0% of the limiting reactant is achieved. Taking 100 mol of feed as a basis, determine which reactant is limiting, the percentage by which each of the other reactants is in excess, and the molar amounts of all product gas constituents for a 30% conversion of the limiting reactant.

**Basis: 100 mol Feed**

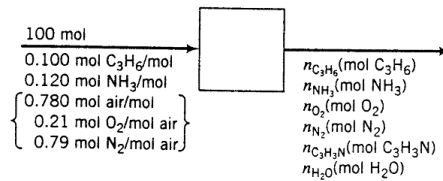


Figure 4.13: Reaction Stoichiometry

```

point , ")
34 m1=feed+m6
35 printf("m1=%f kg/h feed to the evaporator",m1)
36 disp("With out recycle , ")
37 disp("m3=622 Kg/h")
38 disp("m5=2380 Kg/h")

```

---

check Appendix [AP 69](#) for dependency:

461.sci

#### Scilab code Exa 4.6.1 Reaction Stoichiometry

```

1 clc
2 pathname=get_absolute_file_path('4_6_1.sce')
3 filename=pathname+filesep()+ '461.sci '
4 exec(filename)

```

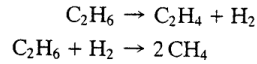
```

5 printf(" All the values in the textbook are
    Approximated hence the values in this code differ
    from those of Textbook")
6 nP=basis*xP
7 nN=basis*xN
8 nO2=basis*xA*0.21
9 if(nN/nP>1)
10     disp("NH3 is in excess")
11 else
12     disp("Propene is in excess")
13 end
14 if(nO2/nP>1)
15     disp("O2 is in excess")
16 else
17     disp("propene is in excess")
18 end
19 nO2reacted=nP*1.5
20 nNreacted=nP*1
21 ExcessAmmonia=(nN-nNreacted)*100/nNreacted
22 ExcessO2=(nO2-nO2reacted)*100/nO2reacted
23 printf(" \n percentage excess Ammonia=%f" ,
    ExcessAmmonia)
24 printf(" \n percentage excess Oxygen=%f" ,ExcessO2)
25 nPout=(1-x)*nP
26 printf(" \n no. of moles of Propylene left= %d mol" ,
    nPout)
27 E=nP-nPout
28 nNout=nN-E
29 nO2out=nO2-1.5*E
30 nAc=E
31 nW=3*E
32 printf(" \n no. of moles of Ammonia left= %f mol" ,
    nNout)
33 printf(" \n no. of moles of oxygen left= %f mol" ,
    nO2out)
34 printf(" \n no. of moles of ACN formed= %d mol" ,nAc)
35 printf(" \n no. of moles of water formed= %d mol" ,nW)

```

---

The reactions



take place in a continuous reactor at steady state. The feed contains 85.0 mole% ethane ( $\text{C}_2\text{H}_6$ ) and the balance inerts (I). The fractional conversion of ethane is 0.501, and the fractional yield of ethylene is 0.471. Calculate the molar composition of the product gas and the selectivity of ethylene to methane production.

**Basis: 100 mol Feed**

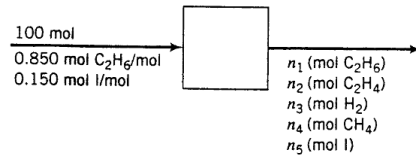


Figure 4.14: Yield and Selectivity in a Dehydrogenation Reactor

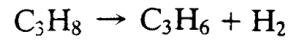
check Appendix [AP 68](#) for dependency:

463.sci

#### Scilab code Exa 4.6.3 Yield and Selectivity in a Dehydrogenation Reactor

```
1 clc
2 pathname=get_absolute_file_path('4_6_3.sce')
3 filename=pathname+filesep()+ '463.sci'
4 exec(filename)
5 printf(" All the values in the textbook are
    Approximated hence the values in this code differ
    from those of Textbook")
6 n1=(1-conv1)*basis*x
7 n2=conv2*basis*x
8 E1=n2
9 E2=basis*x - E1-n1
10 n3=E1-E2
11 n4=2*E2
```

Propane is dehydrogenated to form propylene in a catalytic reactor:



The process is to be designed for a 95% overall conversion of propane. The reaction products are separated into two streams: the first, which contains  $\text{H}_2$ ,  $\text{C}_3\text{H}_6$ , and 0.555% of the propane that leaves the reactor, is taken off as product; the second stream, which contains the balance of the unreacted propane and 5% of the propylene in the first stream, is recycled to the reactor. Calculate the composition of the product, the ratio (moles recycled)/(mole fresh feed), and the single-pass conversion.

**Basis: 100 mol Fresh Feed**

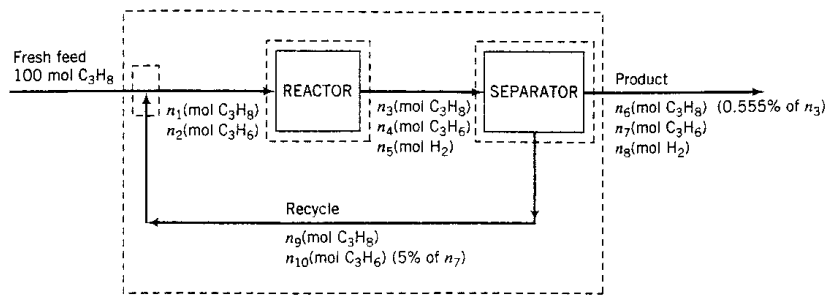


Figure 4.15: Dehydrogenation of propane

```

12 n5=basis*(1-x)
13 nt=n1+n2+n3+n4+n5
14 selectivity=n2/n4
15 printf("selectivity=%f mol Ethene/mol methane",
    selectivity)

```

---

check Appendix [AP 67](#) for dependency:

472.sci

Scilab code Exa 4.7.2 Dehydrogenation of propane

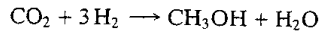
```
1 clc
```

```

2 pathname=get_absolute_file_path('4_7_2.sce')
3 filename=pathname+filesep()+ '472.sci'
4 exec(filename)
5 printf(" All the values in the textbook are
    Approximated hence the values in this code differ
    from those of Textbook")
6 disp(" Overall Propane conversion , ")
7 n6=(1-E)*basis
8 printf("n6=%d mol propane",n6)
9 disp(" Overall C balance , ")
10 n7=basis - n6
11 printf("n7=%d mol propene",n7)
12 disp(" Overall H balance ,")
13 n8=(basis*8-n6*8-n7*6)/2
14 printf("n8=%d mol H2",n8)
15 PercentagePropane=n6*100/(n6+n7+n8)
16 printf("\n Mole percentage of propane=%f",
    PercentagePropane)
17 PercentagePropene=(100-PercentagePropane)/2
18 printf("\n Mole percentage of propene=mole
    percentage of hydrogen=%f",PercentagePropene)
19 disp("Using given relations among separator
    variables ,")
20 n3=n6/0.00555
21 n10=0.05*n7
22 printf(" \n n3=%d mol Propane",n3)
23 printf(" \n n10=%f mol Propene",n10)
24 disp("using Propane balance about separaation unit")
25 n9=n3-n6
26 printf("n9=%d mol Propane",n9)
27 n1=basis+n9
28 disp("Using Propane balance about mixing point ,")
29 printf("n1=%d mol H2",n1)
30 RecycleRatio=(n9+n10)/basis
31 printf(" \n recycle ratio=%d mol recycle/mol fresh
    feed",RecycleRatio)
32 SinglePass=(n1-n3)*100/n1
33 printf(" \n single-pass conversion=%f ",SinglePass)

```

Methanol is produced in the reaction of carbon dioxide and hydrogen:



The fresh feed to the process contains hydrogen, carbon dioxide, and 0.400 mole% inerts (I). The reactor effluent passes to a condenser that removes essentially all of the methanol and water formed and none of the reactants or inerts. The latter substances are recycled to the reactor. To avoid buildup of the inerts in the system, a purge stream is withdrawn from the recycle.

The feed to the *reactor* (not the fresh feed to the process) contains 28.0 mole%  $\text{CO}_2$ , 70.0 mole%  $\text{H}_2$ , and 2.00 mole% inerts. The single-pass conversion of hydrogen is 60.0%. Calculate the molar flow rates and molar compositions of the fresh feed, the total feed to the reactor, the recycle stream, and the purge stream for a methanol production rate of 155 kmol  $\text{CH}_3\text{OH}/\text{h}$ .

**Basis: 100 mol Combined Feed to the Reactor**

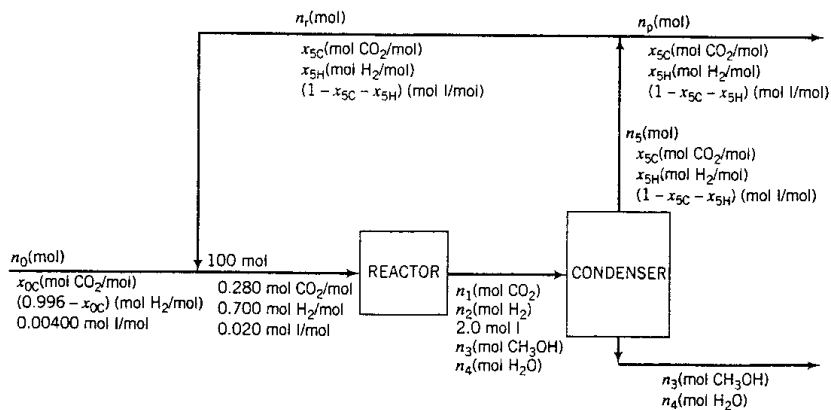


Figure 4.16: Recycle and Purge in Synthesis of Methanol

check Appendix [AP 66](#) for dependency:

473.sci

Scilab code Exa 4.7.3 Recycle and Purge in Synthesis of Methanol

```
1 clc
2 pathname=get_absolute_file_path('4_7_3.sce')
```

```

3 filename=pathname+filesep()+ '473.sci '
4 exec(filename)
5 printf(" All the values in the textbook are
    Approximated hence the values in this code differ
    from those of Textbook")
6 disp("Reactor analysis , ")
7 n2=(1-single_pass)*basis*inputxH2
8 printf("n2=%d mol H2",n2)
9 disp("H2 balance")
10 consH2=basis*inputxH2-n2
11 printf("H2 moles consumed=%d mol H2",consH2)
12 disp("CO2 balance")
13 n1=basis*inputxC02-consH2/3
14 printf("n1=%d mol CO2",n1)
15 disp("Methanol balance")
16 n3=consH2/3
17 printf("n3=%d mol Methanol",n3)
18 disp("H2O balance")
19 n4=consH2/3
20 printf("n4=%d mol H2O",n4)
21 disp("condenser analysis")
22 disp("Total mole balance")
23 n5=n1+n2+molI
24 printf("n5=%d mol",n5)
25 disp("CO2 balance")
26 x5C=n1/n5
27 printf("x5C=%d mol CO2/mol",x5C)
28 disp("H2 balance")
29 x5H=n2/n5
30 printf("x5H=%d mol CO2/mol",x5H)
31 x1=1-x5C-x5H
32 printf("x1=%d mol I/mol",x1)
33 disp("Fresh Feed-Recycle mixing point analysis")
34 disp("Total mole balance")
35 printf("n0+nr=%d",basis)
36 disp("I balance")
37 printf("n0 %f + nr %f = %d",Ix,x1,molI)
38 A=[1 1;Ix x1]

```

A stack gas contains 60.0 mole% N<sub>2</sub>, 15.0% CO<sub>2</sub>, 10.0% O<sub>2</sub>, and the balance H<sub>2</sub>O. Calculate the molar composition of the gas on a dry basis.

Figure 4.17: Composition on Wet and Dry Basis

```
39 b=[basis;molI]
40 C=A\b //Here We solve two linear equations
      simultaneously
41 n0=C(1,1)
42 nr=C(2,1)
43 printf("\n n0=%f mol fresh feed",n0)
44 printf("\n nr= %f mol recycle",nr)
45 x0C=(basis*inputxC02-nr*x5C)/n0
46 printf("\n x0C=%f mol CO2/mol",x0C)
47 x0H=1-x0C-Ix
48 printf("\n x0h=%f mol H2/mol",x0H)
49 disp("Recycle-Purge splitting Analysis")
50 disp("Total mole balance")
51 np=n5-nr
52 printf("np=%f mol purge",np)
53 disp("Flow chart scaling")
54 Factor=final/n3
55 printf("Factor for scaling=%f Kmol/h/mol",Factor)
```

---

check Appendix [AP 65](#) for dependency:

481.sci

#### Scilab code Exa 4.8.1 Composition on Wet and Dry Basis

```
1 clc
2 pathname=get_absolute_file_path('4_8_1.sce')
3 filename=pathname+filesep()+ '481.sci'
```



One hundred mol/h of butane ( $C_4H_{10}$ ) and 5000 mol/h of air are fed into a combustion reactor.  
Calculate the percent excess air.

Figure 4.18: Theoretical and Excess Air

```
4 exec(filename)
5 printf(" All the values in the textbook are
    Approximated hence the values in this code differ
    from those of Textbook")
6 disp(" part 1")
7 wet=xN2wet+xCO2wet+xO2wet
8 xN2dry=xN2wet/wet
9 xCO2dry=xCO2wet/wet
10 xO2dry=xO2wet/wet
11 printf(" \n xN2 dry = %f mol N2/mol dry gas",xN2dry)
12 printf(" \n xO2 dry = %f mol O2/mol dry gas",xO2dry)
13 printf(" \n xCO2 dry = %f mol CO2/mol dry gas",
    xCO2dry)
```

---

check Appendix [AP 64](#) for dependency:

482.sci

#### Scilab code Exa 4.8.2 Theoretical and Excess Air

```
1 clc
2 pathname=get_absolute_file_path('4_8_2.sce')
3 filename=pathname+filesep()+ '482.sci '
4 exec(filename)
5 printf(" All the values in the textbook are
    Approximated hence the values in this code differ
    from those of Textbook")
6 nO2Theoretical=basisButane*6.5
7 nAirTheoretical=nO2Theoretical*4.76
```

Ethane is burned with 50% excess air. The percentage conversion of the ethane is 90%; of the ethane burned, 25% reacts to form CO and the balance reacts to form CO<sub>2</sub>. Calculate the molar composition of the stack gas on a dry basis and the mole ratio of water to dry stack gas.

**Basis: 100 mol C<sub>2</sub>H<sub>6</sub> Fed**

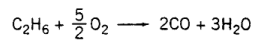
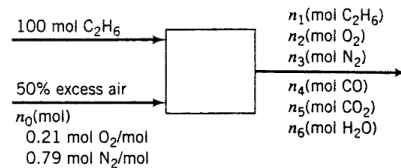


Figure 4.19: Combustion of Ethane

```
8 percent=(basisAir-nAirTheoretical)*100/
  nAirTheoretical
9 printf("\n percent excess air=%f",percent)
```

---

check Appendix [AP 63](#) for dependency:

483.sci

### Scilab code Exa 4.8.3 Combustion of Ethane

```
1 clc
2 pathname=get_absolute_file_path('4_8_3.sce')
3 filename=pathname+filesep()+ '483.sci'
4 exec(filename)
5 printf(" All the values in the textbook are
  Approximated hence the values in this code differ
  from those of Textbook")
6 disp(" 50% excess air")
```

```

7 n02theoretical=basis*3.5
8 n0=n02theoretical*(1+excess)/0.21
9 printf(" n0=%d mol air fed",n0)
10 disp(" 90% ethane conversion")
11 n1=(1-E1)*basis
12 printf("No. of moles of ethane unreacted= %d",n1)
13 disp(" 25% conversion to CO")
14 n4=E2*(basis-n1)*2
15 printf("n4= %d mol CO",n4)
16 disp("nitrogen balance")
17 n3=0.79*n0
18 printf("n3= %d mol N2",n3)
19 disp("Atomic carbon balance")
20 n5=2*basis-2*n1-n4
21 printf("n5= %d mol CO2",n5)
22 disp("Atomic hydrogen balance")
23 n6=(basis*6-n1*6)/2
24 printf("n6= %d mol H2O",n6)
25 disp("Atomic oxygen balance")
26 n2=(n02theoretical*1.5*2-n4-n5*2-n6)/2
27 printf("n2= %d mol O2",n2)
28 dry=n1+n2+n3+n4+n5
29 wet=dry+n6
30 y1=n1/dry
31 printf("\n y1= %f mol C2H6/mol",y1)
32 y2=n2/dry
33 printf("\n y2= %f mol O2/mol",y2)
34 y3=n3/dry
35 printf("\n y3= %f mol N2/mol",y3)
36 y4=n4/dry
37 printf("\n y4= %f mol CO/mol",y4)
38 y5=n5/dry
39 printf("\n y5= %f mol CO2/mol",y5)
40 ratio=n6/dry
41 printf("\n ratio=%f mol H2O/mol dry stack gas",
ratio)

```

---

check Appendix [AP 62](#) for dependency:

A hydrocarbon gas is burned with air. The dry-basis product gas composition is 1.5 mole% CO, 6.0% CO<sub>2</sub>, 8.2% O<sub>2</sub>, and 84.3% N<sub>2</sub>. There is no atomic oxygen in the fuel. Calculate the ratio of hydrogen to carbon in the fuel gas and speculate on what the fuel might be. Then calculate the percent excess air fed to the reactor.

**Basis: 100 mol Product Gas**

Since the molecular composition of the fuel is unknown, we label its atomic species composition. We also recognize that since the fuel is a hydrocarbon, water must be one of the combustion products.

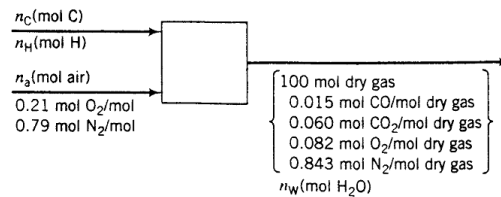


Figure 4.20: Combustion of a Hydrocarbon fuel of Unknown Composition

484.sci

**Scilab code Exa 4.8.4 Combustion of a Hydrocarbon fuel of Unknown Composition**

```

1  clc
2  pathname=get_absolute_file_path('4_8_4.sce')
3  filename=pathname+filesep()+ '484.sci '
4  exec(filename)
5  printf(" All the values in the textbook are
        Approximated hence the values in this code differ
        from those of Textbook")
6  disp("N2 balance")
7  na=basis*xN2/0.79
8  printf("na=%f mol air",na)
9  disp("Atomic C balance")
10 nc=basis*xCO + basis*xCO2
11 printf("nc=%f mol C",nc)
12 disp("Atomic O balance")
13 nw=0.21*na*2-basis*(xCO + xCO2*2 + xO2*2)

```

```

14 printf("nw=%f mol oxygen",nw)
15 disp(" Atomic H2 balance")
16 nh=nw*2
17 printf("nh=%f mol H2",nh)
18 ratio=nh/nc
19 printf("\n C/H ratio in fuel=%f mol H/mol C",ratio)
20 disp(" percent excess air")
21 nO2theoretical=nc + nh/4
22 printf("nO2 theoretical=%f mol O2",nO2theoretical)
23 nO2fed=0.21*na
24 printf(" \n nO2fed=%f mol O2",nO2fed)
25 percent=(nO2fed-nO2theoretical)*100/nO2theoretical
26 printf("\n percentage excess air=%f excess air",
    percent)

```

---

check Appendix [AP 61](#) for dependency:

491.sci

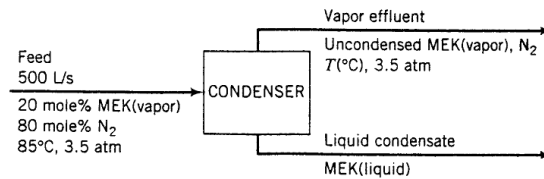
#### Scilab code Exa 4.9.1 Material Balances in Process Design and Process Operation

```

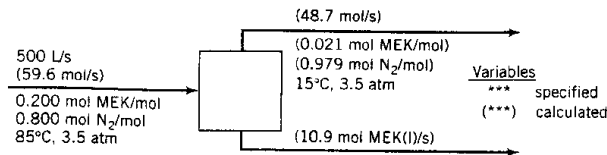
1 clc
2 pathname=get_absolute_file_path('4_9_1.sce')
3 filename=pathname+filesep()+ '491.sci '
4 exec(filename)
5 printf(" All the values in the textbook are
    Approximated hence the values in this code differ
    from those of Textbook")
6 disp(" Design")
7 MEKin1=feed*x
8 MEKout1=TopFlow1*outputx1 + BottomFlow1
9 closure1=MEKout1*100/MEKin1
10 printf(" closure1=%d percent",closure1)
11 disp(" Experiment")

```

Methyl ethyl ketone (MEK) is to be recovered from a gas mixture containing 20.0 mole% MEK and 80.0 mole% N<sub>2</sub> at 85°C and 3.5 atm. In a proposed process design, a stream of this mixture is fed to a condenser at a rate of 500 L/s and is cooled at constant pressure, causing most of the MEK to condense.

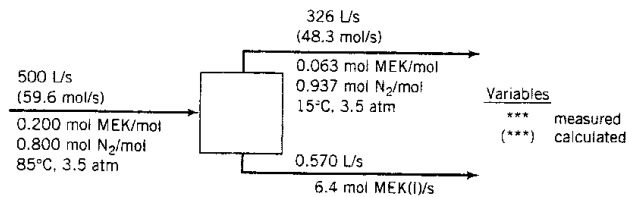


The design engineer (a) converts the volumetric flow rate of the feed stream to a molar flow rate using the *ideal gas equation of state*, an approximate relationship between the pressure, temperature, volumetric flow rate, and molar flow rate of a gas (Chapter 5); (b) specifies a condenser temperature of 15°C; (c) calculates the mole fraction of MEK in the vapor product using *Raoult's law*—an approximate relationship between the compositions of liquid and vapor phases in equilibrium with each other at a specified temperature and pressure (Chapter 6); and (d) calculates the molar flow rates of the vapor and liquid products from nitrogen and MEK balances (input = output). The results follow.



Values without parentheses are specified quantities and those with parentheses are calculated.

A condenser is then installed and run at the design temperature and pressure. The volumetric flow rates of the feed stream and the vapor and liquid product streams are measured with rotameters (see p. 46), and the MEK mole fractions in the feed and vapor effluent streams are measured with a gas chromatograph. The feed stream flow rate is set to 500 liters/s and enough time is allowed to pass for the product stream rotameter readings to reach steady levels. The feed and product gas flow rates are then converted to molar flow rates using the ideal gas equation of state, and the product liquid flow rate is converted to a molar flow rate using a tabulated MEK density and the molecular weight of MEK. Here are the results.



1. Calculate the MEK balance closures for the condenser design and the experimental condenser.
2. List possible reasons for the differences between the design predictions and the experimental values of the output stream variables and for the failure of the experimental system balance to close.

Figure 4.21: Material Balances in Process Design and Process Operation

```
12 MEKin2=feed*x
13 MEKout2=TopFlow2*outputx2 + BottomFlow2
14 closure2=MEKout2*100/MEKin2
15 printf("closure2=%d percent",closure2)
```

---

# Chapter 5

## Single Phase Systems

check Appendix [AP 60](#) for dependency:

511.sci

Scilab code Exa 5.1.1 density calculation

```
1 clc
2 pathname=get_absolute_file_path('5_1_1.sce')
3 filename=pathname+filesep()+ '511.sci'
4 exec(filename)
5 invPbar=wtperct/Dwater + (1-wtperct)/Dsulfuric
6 printf(" Density calculated using volume additivity=%f
   ",1/invPbar)
7 Pbar=wtperct*Dwater + (1-wtperct)*Dsulfuric
8 printf(" \n Density calculated using mass additivity
   =%f" ,Pbar)
```

Determine the density in  $\text{g/cm}^3$  of a 50 wt% aqueous solution of  $\text{H}_2\text{SO}_4$  at  $20^\circ\text{C}$ , both by (1) looking up a tabulated value and (2) assuming volume additivity of the solution components.

Figure 5.1: density calculation



One hundred grams of nitrogen is stored in a container at 23.0°C and 3.00 psig.

1. Assuming ideal gas behavior, calculate the container volume in liters.
2. Verify that the ideal gas equation of state is a good approximation for the given conditions.

Figure 5.2: ideal gas equation

---

check Appendix [AP 59](#) for dependency:

521.sci

#### Scilab code Exa 5.2.1 ideal gas equation

```
1  clc
2  pathname=get_absolute_file_path('5_2_1.sce')
3  filename=pathname+filesep()+ '521.sci '
4  exec(filename)
5  n=weight/MN2 //mol
6  V=n*R*T*14.7/P //lt
7  printf("assuming ideal gas behaviour , volume=%f
          litres" ,V)
8  Vcap=V/n
9  if(Vcap>5)
10     disp("ideal gas equation yields error less than
           1 % for diatomic gas")
11 else
12     disp("ideal gas equation yields error greater
           than 1 % for diatomic gases")
13 end
```

---

check Appendix [AP 58](#) for dependency:

522.sci

Butane ( $C_4H_{10}$ ) at  $360^\circ C$  and  $3.00$  atm absolute flows into a reactor at a rate of  $1100$  kg/h. Calculate the volumetric flow rate of this stream using conversion from standard conditions.

Figure 5.3: volumetric flow rate

#### Scilab code Exa 5.2.2 volumetric flow rate

```
1 clc
2 pathname=get_absolute_file_path('5_2_2.sce')
3 filename=pathname+filesep()+ '522.sci'
4 exec(filename)
5 ndot=Vdot/M //kmol/h
6 vdot=ndot*22.4*T/(273*P)
7 printf("The volumetric flow rate of the stream=%f m
   ^3/h",vdot)
```

---

check Appendix [AP 57](#) for dependency:

523.sci

#### Scilab code Exa 5.2.3 volume in final state

```
1 clc
2 pathname=get_absolute_file_path('5_2_3.sce')
3 filename=pathname+filesep()+ '523.sci'
4 exec(filename)
5  $V2=V1*P1*T2/(P2*T1)$ 
6 printf("Volume in final state=%f ft^3",V2)
```

Butane ( $C_4H_{10}$ ) at  $360^\circ C$  and  $3.00$  atm absolute flows into a reactor at a rate of  $1100$  kg/h. Calculate the volumetric flow rate of this stream using conversion from standard conditions.

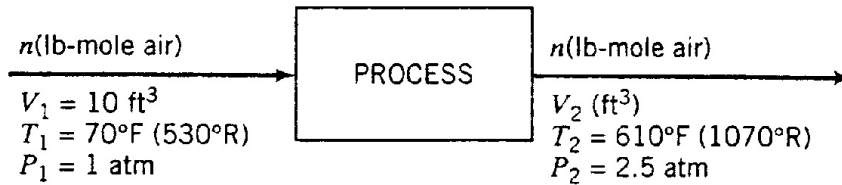


Figure 5.4: volume in final state

The flow rate of a methane stream at  $285^\circ F$  and  $1.30$  atm is measured with an orifice meter. The calibration chart for the meter indicates that the flow rate is  $3.95 \times 10^5$  SCFH. Calculate the molar flow rate and the true volumetric flow rate of the stream.

Figure 5.5: true volumetric flowrate

---

check Appendix [AP 56](#) for dependency:

524.sci

Scilab code Exa 5.2.4 true volumetric flowrate

```

1  clc
2  pathname=get_absolute_file_path('5_2_4.sce')
3  filename=pathname+filesep()+ '524.sci'
4  exec(filename)
5  //SCFH means ft^3(STP)/h
6  ndot=3.95*10^5/359
7  printf(" Molar flowrate=%E lb-moles/hr",ndot)
8  V2dot=V1dot*T2*P1/(T1*P2)

```

Liquid acetone ( $C_3H_6O$ ) is fed at a rate of 400 L/min into a heated chamber, where it evaporates into a nitrogen stream. The gas leaving the heater is diluted by another nitrogen stream flowing at a measured rate of 419  $m^3$ (STP)/min. The combined gases are then compressed to a total pressure  $P = 6.3$  atm gauge at a temperature of 325°C. The partial pressure of acetone in this stream is  $p_a = 501$  mm Hg. Atmospheric pressure is 763 mm Hg.

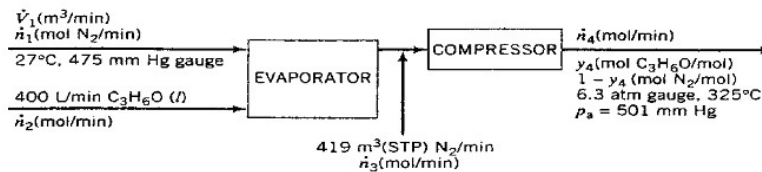


Figure 5.6: Material Balances on an Evaporator-Compressor

```
9 printf(" \n True volumetric flowrate=%E ft ^3/h",
    V2dot)
```

---

check Appendix [AP 55](#) for dependency:

525.sci

### Scilab code Exa 5.2.5 Material Balances on an Evaporator-Compressor

```
1 clc
2 pathname=get_absolute_file_path('5_2_5.sce')
3 filename=pathname+filesep()+ '525.sci'
4 exec(filename)
5 printf("All the values in the textbook are
    Approximated hence the values in this code differ
    from those of Textbook")
6 n2cap=flowinA*Dacetone/Macetone
7 printf(" \n Molar flowrate of Acetone=%f mol Acetone
    /min",n2cap)
8 P=Pfinal*760 + 763
```

Two gram-moles of nitrogen is placed in a three-liter tank at  $-150.8^{\circ}\text{C}$ . Estimate the tank pressure using the ideal gas equation of state and then using the virial equation of state truncated after the second term. Taking the second estimate to be correct, calculate the percentage error that results from the use of the ideal gas equation at the system conditions.

Figure 5.7: Truncated Virial Equation

```

9 y4=Pacetone/P
10 printf(" \n Mole fraction of Acetone in the final
    flow= %f mol Acetone/mol",y4)
11 printf(" \n Mole fraction of Nitrogen in the final
    flow= %f mol Nitrogen/mol",1-y4)
12 n3cap=flowinN/0.0224
13 n4cap=n2cap/y4
14 disp("By using Overall Molar balance,")
15 n1cap=n4cap-n2cap-n3cap
16 V1cap=n1cap*0.0224*T1*760/(1*273*P1)
17 printf(" Volumetric Flowrate of Nitrogen = %f
    Nitrogen/min",V1cap)

```

---

check Appendix [AP 54](#) for dependency:

531.sci

### Scilab code Exa 5.3.1 Truncated Virial Equation

```

1 clc
2 pathname=get_absolute_file_path('5_3_1.sce')
3 filename=pathname+filesep()+ '531.sci '
4 exec(filename)
5 printf("All the values in the textbook are
    Approximated hence the values in this code differ
    from those of Textbook")
6 Pideal=0.08206*T/Vcap

```

A gas cylinder with a volume of 2.50 m<sup>3</sup> contains 1.00 kmol of carbon dioxide at  $T = 300$  K. Use the SRK equation of state to estimate the gas pressure in atm.

Figure 5.8: SRK Equation of State

```
7 printf("\n The value of pressure as per Ideal gas
   equation = %f atm",Pideal)
8 Tr=T/Tc
9 B0=0.083 - (0.422/(Tr)^1.6)
10 B1=0.139 - (0.172/(Tr)^4.2)
11 B=0.08206*Tc*(B0+w*B1)/Pc
12 Pvirial=0.08206*T*(1+ B/Vcap)/Vcap
13 printf("\n The value of pressure as per Virial gas
   equation = %f atm",Pvirial)
14 e=(Pideal-Pvirial)*100/Pvirial
15 printf("\n Percentage error due to Ideal gas
   Equation = %f",e)
```

---

check Appendix [AP 53](#) for dependency:

532.sci

### Scilab code Exa 5.3.2 SRK Equation of State

```
1 clc
2 pathname=get_absolute_file_path('5_3_2.sce')
3 filename=pathname+filesep()+ '532.sci'
4 exec(filename)
5 printf("All the values in the textbook are
   Approximated hence the values in this code differ
   from those of Textbook")
6 Vcap=V/n
7 a=0.42747*(R*Tc)^2 /Pc
```

Fifty cubic meters per hour of methane flows through a pipeline at 40.0 bar absolute and 300.0 K. Use  $z$  from page 2-144 of *Perry's Chemical Engineers' Handbook* to estimate the mass flow rate in kg/h.

Figure 5.9: Tabulated Compressibility Factors

```
8 b=0.08664*R*Tc/Pc
9 m=0.48508+ 1.5171*w -0.1561*w*w
10 Tr=T/Tc
11 alpha=(1+ m*(1-sqrt(Tr)))^2
12 P=(R*T/(Vcap-b))-(alpha*a/(Vcap*(Vcap+b)))
13 printf("\n Pressure of gas calculated using SRK
    equation= %f atm",P)
```

---

check Appendix [AP 52](#) for dependency:

541.sci

#### Scilab code Exa 5.4.1 Tabulated Compressibility Factors

```
1 clc
2 pathname=get_absolute_file_path('5_4_1.sce')
3 filename=pathname+filesep()+ '541.sci '
4 exec(filename)
5 printf("All the values in the textbook are
    Approximated hence the values in this code differ
    from those of Textbook")
6 z=0.934
7 printf("\n From the Table, z= %f",z)
8 ncap=P*Vcap*101.325/(z*R*T*1.01325)
9 mcap=ncap*M
10 printf("\n Mass flow rate of Methane = %f Kg/hr",
    mcap)
```

---

One hundred gram-moles of nitrogen is contained in a 5-liter vessel at  $-20.6^{\circ}\text{C}$ . Estimate the pressure in the cylinder.

Figure 5.10: Generalized Compressibility Chart

check Appendix [AP 51](#) for dependency:

542.sci

#### Scilab code Exa 5.4.2 Generalized Compressibility Chart

```
1 clc
2 pathname=get_absolute_file_path('5_4_2.sce')
3 filename=pathname+filesep()+ '542.sci '
4 exec(filename)
5 printf("All the values in the textbook are
   Approximated hence the values in this code differ
   from those of Textbook")
6 Tr=T/Tc
7 Pr=P/Pc
8 Videal=V*Pc/(n*R*Tc)
9 printf(" \n Tr= %f",Tr)
10 printf(" \n Pr= %f",Pr)
11 printf("\n Videal=%f",Videal)
12 z=1.77
13 printf("\n From the graphs, z=%f",z)
14 P=z*R*T*n/V
15 printf(" \n Pressure in the cylinder = %f atm",P)
```

---

check Appendix [AP 50](#) for dependency:

543.sci



A mixture of 75% H<sub>2</sub> and 25% N<sub>2</sub> (molar basis) is contained in a tank at 800 atm and -70°C. Estimate the specific volume of the mixture in L/mol using Kay's rule.

Figure 5.11: Kay's rule

### Scilab code Exa 5.4.3 Kay's rule

```
1 clc
2 pathname=get_absolute_file_path('5_4_3.sce')
3 filename=pathname+filesep()+ '543.sci'
4 exec(filename)
5 printf("All the values in the textbook are
        Approximated hence the values in this code differ
        from those of Textbook")
6 disp("Applying newton corrections for Hydrogen,")
7 TcaH2=TcH2+8
8 PcaH2=PcH2+8
9 Tcbar=yH2*TcaH2 + yN2*TcN2
10 Pcbar=yH2*PcaH2 + yN2*PcN2
11 Trbar=T/Tcbar
12 Prbar=P/Pcbar
13 printf(" \n Trbar=%f",Trbar)
14 printf(" \n Pcbar=%f",Pcbar)
15 Zm=1.86
16 printf(" \n From the graph, Zm=%f",Zm)
17 Vcap=Zm*R*T/P
18 printf(" \n Specific Volume of Mixture= %f L/mol",
        Vcap)
```

---

# Chapter 6

## Multiphase Systems

check Appendix [AP 49](#) for dependency:

```
611.sci
```

Scilab code Exa 6.1.1 Vapour Pressure estimation using Clausius-Clapeyron Equation

```
1 clc
2 pathname=get_absolute_file_path('6_1_1.sce')
3 filename=pathname+filesep()+ '611.sci'
4 exec(filename)
5 printf(" All the values in the textbook are
    Approximated hence the values in this code differ
```

The vapor pressure of benzene is measured at two temperatures, with the following results:

$$T_1 = 7.6^\circ\text{C}, \quad p_1^* = 40 \text{ mm Hg}$$

$$T_2 = 15.4^\circ\text{C}, \quad p_2^* = 60 \text{ mm Hg}$$

Calculate the latent heat of vaporization and the parameter  $B$  in the Clausius-Clapeyron equation and then estimate  $p^*$  at  $42.2^\circ\text{C}$  using this equation.

Figure 6.1: Vapour Pressure estimation using Clausius-Clapeyron Equation

Air and liquid water are contained at equilibrium in a closed chamber at 75°C and 760 mm Hg. Calculate the molar composition of the gas phase.

Figure 6.2: Composition of a Saturated Gas-Vapour System

```
    from those of Textbook")
6  disp("let deltaHv/R = S")
7  S= - (T1*T2* log(P2/P1))/(T1-T2)
8  deltahv=S*R
9  printf(" \n Latent Heat of Vaporization=%d",deltahv)
10 B=log(P1) + S/T1
11 printf(" \n B=%f",B)
12 P=exp(-S/T + B)
13 printf(" \n P* at %f K = %f",T,P)
```

---

check Appendix [AP 48](#) for dependency:

631.sci

Scilab code Exa 6.3.1 Composition of a Saturated Gas-Vapour System

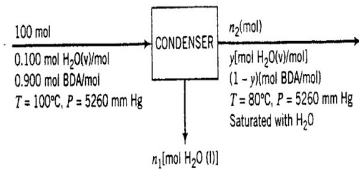
```
1  clc
2  pathname=get_absolute_file_path('6_3_1.sce')
3  filename=pathname+filesep()+ '631.sci '
4  exec(filename)
5  printf(" All the values in the textbook are
    Approximated hence the values in this code differ
    from those of Textbook")
6  y=Pstar/P
7  printf(" \n Molar composition of Water is %f and Air
    is %f",y,1-y)
```

---

check Appendix [AP 47](#) for dependency:

A stream of air at 100°C and 5260 mm Hg contains 10.0% water by volume.

1. Calculate the dew point and degrees of superheat of the air.
2. Calculate the percentage of the vapor that condenses and the final composition of the gas phase if the air is cooled to 80°C at constant pressure.
3. Calculate the percentage condensation and the final gas-phase composition if, instead of being cooled, the air is compressed isothermally to 8500 mm Hg.
4. Suppose the process of part 2 is run, the product gas is analyzed, and the mole fraction of water differs considerably from the calculated value. What could be responsible for the disparity between calculated and measured values? (List several possibilities.)



**Basis: 100 mol Feed Gas**

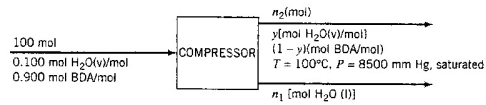


Figure 6.3: Material Balances around a Condenser

632.sci

### Scilab code Exa 6.3.2 Material Balances around a Condenser

```

1  clc
2  pathname=get_absolute_file_path('6_3_2.sce')
3  filename=pathname+filesep()+ '632.sci '
4  exec(filename)
5  printf(" All the values in the textbook are
        Approximated hence the values in this code differ
        from those of Textbook")
6  P=y*PT
7  if(P<760)
8      disp("The Vapour is Super heated")
9  elseif(P=760)
10     disp("The vapour is At Dew point")
11 else
12     disp("The vapour is not Super heated")
13 end
14 disp("From tables Tdp=90 C")

```

Humid air at 75°C, 1.1 bar, and 30% relative humidity is fed into a process unit at a rate of 1000 m<sup>3</sup>/h. Determine (1) the molar flow rates of water, dry air, and oxygen entering the process unit, (2) the molal humidity, absolute humidity, and percentage humidity of the air, and (3) the dew point.

Figure 6.4: Humidity calculations

```

15 disp(" Superheat = 100-90=10 C ")
16 disp(" Using Raoult law at the outlet")
17 y1=355/PT
18 printf(" y1=%f",y1)
19 disp(" Balance on Dry Air")
20 n2=basis*(1-y)/(1-y1)
21 printf(" n2=%f mol",n2)
22 disp(" Total mole balance")
23 n1=basis-n2
24 printf(" n1=%f mol",n1)
25 printf(" \n Percentage condensation=%f",n1*100/(y*
    basis))
26 Psaturation=760/y
27 printf(" \n Any increase in pressure above %d mm of
    Hg must cause condensation ",Psaturation)
28 printf(" \n For the next part of the problem use the
    same code by modifying PT to be 8500 mm of Hg")

```

---

check Appendix [AP 46](#) for dependency:

633.sci

### Scilab code Exa 6.3.3 Humidity calculations

```

1 clc
2 pathname=get_absolute_file_path('6_3_3.sce')
3 filename=pathname+filesep()+ '633.sci'

```

```

4 exec(filename)
5 printf(" All the values in the textbook are
    Approximated hence the values in this code differ
    from those of Textbook")
6 P=hr*P75
7 y=P/Porig
8 ndot=PorigBar*Vdot/(R*T)
9 ndotWater=ndot*y
10 printf(" \n Molar flowrate of Water=%f Kmol/h",
    ndotWater)
11 ndotBDA=ndot*(1-y)
12 printf(" \n Molar flowrate of Dry Air=%f Kmol/h",
    ndotBDA)
13 ndotO2=ndotBDA*0.21
14 printf(" \n Molar flowrate of Oxygen=%f Kmol/h",
    ndotO2)
15 hm=P/(Porig-P)
16 ha=hm*18/29
17 hmdot=P75/(Porig-P75)
18 hp=100*hm/hmdot
19 printf(" \n Molal Humidity=%f mol water/mol BDA",hm)
20 printf(" \n Absolute Humidity=%f kg water/kg BDA",ha
    )
21 printf(" \n Percentage Humidity=%f",hp)

```

---

check Appendix [AP 45](#) for dependency:

641.sci

#### Scilab code Exa 6.4.1 Absorption of Sulphur dioxide

```

1 clc
2 pathname=get_absolute_file_path('6_4_1.sce')
3 filename=pathname+filesep()+ '641.sci '

```

A gas stream consisting of 100 lb-mole/h of an SO<sub>2</sub>-air mixture containing 45 mole% SO<sub>2</sub> is contacted with liquid water in a continuous absorber at 30°C. The liquid leaving the absorber is analyzed and found to contain 2.00 g of SO<sub>2</sub> per 100 g of H<sub>2</sub>O. Assuming that the gas and liquid streams leaving the absorber are in equilibrium at 30°C and 1 atm, calculate the fraction of the entering SO<sub>2</sub> absorbed in the water and the required water feed rate.

**Basis: Given Feed Rate of Gas**

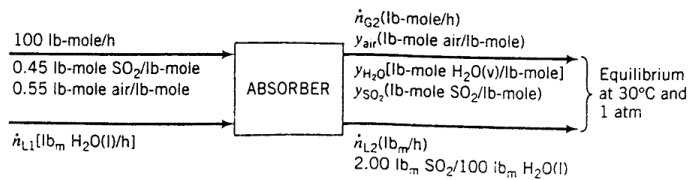


Figure 6.5: Absorption of Sulphur dioxide

```

4  exec(filename)
5  printf(" All the values in the textbook are
      Approximated hence the values in this code differ
      from those of Textbook")
6  yH2O=PH20/P
7  yS02=PS02/P
8  yAir=1-yH20-yS02
9  disp(" Using Air balance , ")
10 nG2=(1-x)*basis/yAir
11 printf(" nG2=%f lbm/h" ,nG2)
12 xS02=y/102
13 xH20=1-xS02
14 disp(" Using SO2 balance , ")
15 nL2=(basis*x-nG2*yS02)*M1/(xS02)
16 printf(" nL2=%d lbm/h" ,nL2)
17 disp(" Using H2O balance , ")
18 nL1=nG2*yH20*M2 + nL2*xH20
19 printf(" nL1=%d lbm H2O/h" ,nL1)
20 S02Absorbed=nL2*xS02
21 S02Fed=basis*x*M1
22 Fraction=S02Absorbed/S02Fed
23 printf(" \n Fraction SO2 absorbed= %f lbm SO2
      absorbed/lbm SO2 fed" ,Fraction)

```

Use either Raoult's law or Henry's law to solve the following problems.

1. A gas containing 1.00 mole% ethane is in contact with water at 20.0°C and 20.0 atm. Estimate the mole fraction of dissolved ethane.
2. An equimolar liquid mixture of benzene (B) and toluene (T) is in equilibrium with its vapor at 30.0°C. What is the system pressure and the composition of the vapor?

Figure 6.6: Raoult's Law and Henry's Law

---

check Appendix [AP 44](#) for dependency:

642.sci

#### Scilab code Exa 6.4.2 Raoult's Law and Henry's Law

```
1  clc
2  pathname=get_absolute_file_path('6_4_2.sce')
3  filename=pathname+filesep()+ '642.sci '
4  exec(filename)
5  printf(" All the values in the textbook are
        Approximated hence the values in this code differ
        from those of Textbook")
6  x=y*P/H
7  PBstar=10^(6.906- 1211/(T+220.8))
8  PTstar=10^(6.9533- 1343.9/(T+219.38))
9  PB=xB*PBstar
10 PT=(1-xB)*PTstar
11 Ptotal=PB+PT
12 yB=PB/Ptotal
13 yT=PT/Ptotal
14 printf(" \n Total system pressure=%f mm of Hg",
        Ptotal)
15 printf(" \n Compsotion of benzene=%f",yB)
```



One hundred fifty kilograms of a saturated aqueous solution of  $\text{AgNO}_3$  at  $100^\circ\text{C}$  is cooled to  $20^\circ\text{C}$ , thereby forming  $\text{AgNO}_3$  crystals, which are filtered from the remaining solution. The wet filter cake, which contains 80% solid crystals and 20% saturated solution by mass, passes to a dryer in which the remaining water is vaporized. Calculate the fraction of the  $\text{AgNO}_3$  in the feed stream eventually recovered as dry crystals and the amount of water that must be removed in the drying stage.

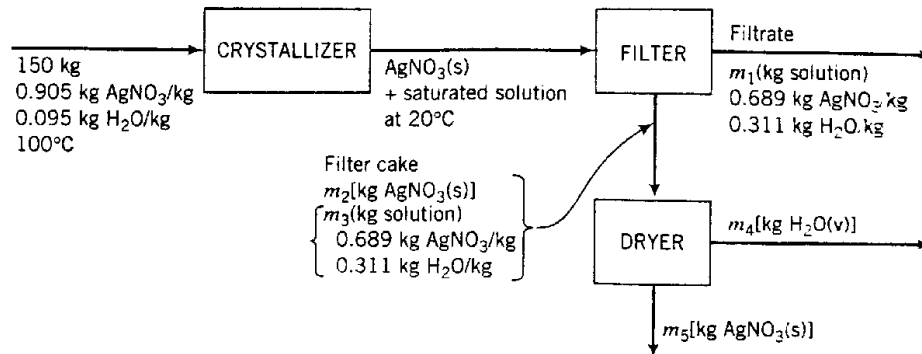


Figure 6.7: Crystallization and Filtration

16 `printf("\n Compoisition of toluene=%f", yT)`

check Appendix [AP 43](#) for dependency:

651.sci

### Scilab code Exa 6.5.1 Crystallization and Filtration

```

1 clc
2 pathname=get_absolute_file_path('6_5_1.sce')
3 filename=pathname+filesep()+ '651.sci'
4 exec(filename)
5 printf(" All the values in the textbook are
    Approximated hence the values in this code differ
    from those of Textbook")
6 disp(" COMposition of Filter cake,")

```

```

7 disp("m2=4m3")
8 disp("Water balance around the crystallizer,")
9 printf("\n %f kg H2O = %f m1 + %f m1",basis*inputx,
    outputx,outputx)
10 disp("Mass balance around crystallizer, ")
11 printf(" \n %d=m1+m2+m3",basis)
12 A=[0 1 -4;outputx 0 outputx;1 1 1]
13 b=[0;basis*inputx;basis]
14 C=A\b
15 //Here we solved two linear equations simultaneously
16 m1=C(1,1)
17 printf(" \n m1=%f Kg",m1)
18 m2=C(2,1)
19 printf(" \n m2=%f Kg",m2)
20 m3=C(3,1)
21 printf(" \n m3=%f Kg",m3)
22 disp("Overall AgNO3 balance,")
23 m5=(1-inputx)*basis - (1-outputx)*m1
24 printf("m5=%f kg AgNO3 crystals recovered",m5)
25 percentage=m5*100/(basis*(1-inputx))
26 printf(" \n Percentage recovery=%f",percentage)
27 disp("Overall mass balance")
28 m4=basis-m1-m5
29 printf("m4=%d Kg water removed in the Dryer",m4)

```

---

check Appendix [AP 42](#) for dependency:

652.sci

### Scilab code Exa 6.5.2 Material Balances on a Crystallizer

```

1 clc
2 pathname=get_absolute_file_path('6_5_2.sce')
3 filename=pathname+filesep()+ '652.sci '

```

An aqueous potassium nitrate solution containing 60.0 wt%  $\text{KNO}_3$  at  $80^\circ\text{C}$  is fed to a cooling crystallizer in which the temperature is reduced to  $40^\circ\text{C}$ . Determine the temperature at which the solution reaches saturation and the percentage of the potassium nitrate in the feed that forms crystals.

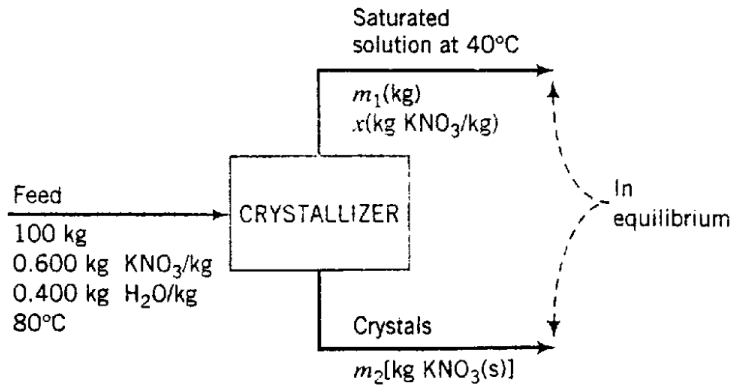


Figure 6.8: Material Balances on a Crystallizer

```

4  exec(filename)
5  printf(" All the values in the textbook are
        Approximated hence the values in this code differ
        from those of Textbook")
6  outputx=S/(S+100)
7  printf(" x=%f Kg KNO3/Kg",outputx)
8  disp(" Water balance")
9  m1=basis*(1-inputx)/(1-outputx)
10 printf(" \n m1=%f Kg",m1)
11 disp(" Mass balance")
12 m2=basis-m1
13 printf(" \n m2=%f kg",m2)
14 percentage=m2*100/(basis*inputx)
15 printf(" \n Percentage of KNO3 in the feed that
        crystallizes is %f",percentage)

```

---

check Appendix [AP 41](#) for dependency:

653.sci

An aqueous solution of magnesium sulfate at 104°C containing 30.1 wt% MgSO<sub>4</sub> is fed to a cooling crystallizer that operates at 10°C. The stream leaving the crystallizer is a slurry of solid magnesium sulfate heptahydrate particles [MgSO<sub>4</sub>·7H<sub>2</sub>O(s)] suspended in a liquid solution. Tabulated solubility data for magnesium sulfate [*Perry's Chemical Engineers' Handbook* (see footnote 1), p. 18-35] show that a saturated solution at 10°C contains 23.2 wt% MgSO<sub>4</sub>. Determine the rate at which solution must be fed to the crystallizer to produce 1 metric ton (1 tonne, 1000 kg) of magnesium sulfate heptahydrate per hour.

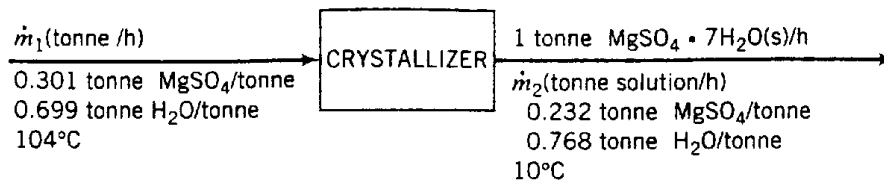


Figure 6.9: Production of a Hydrated Salt

### Scilab code Exa 6.5.3 Production of a Hydrated Salt

```

1  clc
2  pathname=get_absolute_file_path('6_5_3.sce')
3  filename=pathname+filesep()+ '653.sci'
4  exec(filename)
5  printf(" All the values in the textbook are
        Approximated hence the values in this code differ
        from those of Textbook")
6  disp(" Total mass balance")
7  disp(" m1=1+m2")
8  disp(" MgSO4 balance")
9  printf(" \n %f m1 = %d* %f / %f + m2 %f",inputx,
        basis,M,M1,outputx)
10 A=[1 -1;inputx -outputx]
11 b=[1;basis*M/M1]
12 C=A\b
13 //Here we solved two linear equations simultaneously
14 m1=C(1,1)

```

A solution of 5.000 g of a solute in 100.0 g of water is heated slowly at a constant pressure of 1.00 atm and is observed to boil at 100.421°C. Estimate the molecular weight of the solute, the effective solvent vapor pressure at 25°C, and the solution freezing point at 1 atm. The necessary properties of water can be found in Table B.1.

Figure 6.10: Colligative Property Calculations

```
15 m2=C(2,1)
16 printf("\n m1=%f Tonne/h",m1)
17 printf("\n m2=%f Tonne/h",m2)
```

---

check Appendix [AP 40](#) for dependency:

654.sci

#### Scilab code Exa 6.5.4 Colligative Property Calculations

```
1 clc
2 pathname=get_absolute_file_path('6_5_4.sce')
3 filename=pathname+filesep()+ '654.sci'
4 exec(filename)
5 printf(" All the values in the textbook are
   Approximated hence the values in this code differ
   from those of Textbook")
6 x=(Tf-100)*40656/(R*373.16^2)
7 y=m2/18.016
8 Ms=m1*(1-x)/(y*x)
9 printf("\n Ms=%f",Ms)
10 deltaTm=R*(273.16)^2 *x/6009.5
11 Tms=0-deltaTm
12 printf("\n Tms=%f",Tms)
13 Pstar=(1-x)*23.756
14 printf("\n Solvent Vapour pressure=%f mm Hg",Pstar)
```

---

Two hundred cubic centimeters of an acetone–water mixture that contains 10.0 wt% acetone is mixed with 400.0 cm<sup>3</sup> of chloroform at 25°C, and the phases are then allowed to settle. What percentage of the acetone is transferred from the water to the chloroform?

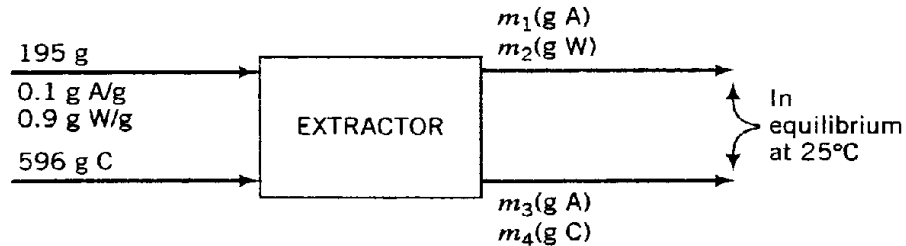


Figure 6.11: Extraction of Acetone from Water

check Appendix [AP 39](#) for dependency:

661.sci

### Scilab code Exa 6.6.1 Extraction of Acetone from Water

```

1  clc
2  pathname=get_absolute_file_path('6_6_1.sce')
3  filename=pathname+filesep()+ '661.sci'
4  exec(filename)
5  printf(" All the values in the textbook are
        Approximated hence the values in this code differ
        from those of Textbook")
6  Dbar=DA*DW/(x*DW + (1-x)*DA)
7  mass1=V1*Dbar
8  mass2=V2*DC
9  disp("C balance")
10 m4=mass2
11 printf(" \n m4=%f" ,m4)
12 disp("W balance")
13 m2=(1-x)*mass1

```

One thousand kilograms of a 30.0 wt% solution of acetone in water and a second stream of pure methyl isobutyl ketone (MIBK) is fed to a mixer. The mixture is then fed to a settler where two phases form and are withdrawn separately at 25°C. How much MIBK must be fed to the process to reduce the acetone concentration in the water-rich phase to 5 wt%, assuming that the fluids remain in the settler long enough for equilibrium to be achieved?

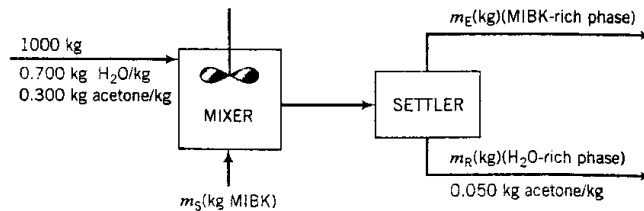


Figure 6.12: Extraction of Acetone from Water: Use of Phase Diagram

```

14 printf(" \n m2=%f" , m2)
15 disp("A balance")
16 printf("m1+m3=%f * %f" , x , mass1)
17 disp(" Distribution Coefficient ,K=m3*(m1+m2)/m1*(m3
+m4)")
18 disp("On solving , ")
19 m1=2.7
20 m3=16.8
21 percentage=m3*100/(x*mass1)
22 printf(" \n m1=%f" , m1)
23 printf(" \n m3=%f" , m3)
24 printf(" \n percentage of acetone transferred to
chloroform=%f" , percentage)

```

---

check Appendix [AP 38](#) for dependency:

662.sci

Scilab code **Exa 6.6.2** Extraction of Acetone from Water: Use of Phase Diagram

```

1  clc
2  pathname=get_absolute_file_path('6_6_2.sce')
3  filename=pathname+filesep()+ '662.sci '
4  exec(filename)
5  printf(" All the values in the textbook are
        Approximated hence the values in this code differ
        from those of Textbook")
6  disp("Mass balance")
7  printf("ms + %d = mE + mR",basis)
8  disp("acetone balance")
9  printf("%f *%d = %f mE + %f mR",inputxA,basis,
        outputxA2,outputxA1)
10 disp("Water balance")
11 printf(" \n %f *%d = %f mE + %f mR",1-inputxA,basis
        ,1-outputxA2-outputxM2,1-outputxA1-outputxM1)
12 A=[1 1 -1;outputxA2 outputxA1 0;1-outputxA2-
        outputxM2 1-outputxA1-outputxM1 0]
13 b=[basis;inputxA*basis;(1-inputxA)*basis]
14 C=A\b
15 //Here We solved three linear equations
        simultaneously
16 mE=C(1,1)
17 mR=C(2,1)
18 mS=C(3,1)
19 printf(" \n mE=%f Kg",mE)
20 printf(" \n mR=%f Kg",mR)
21 printf(" \n mS=%f Kg MIBK",mS)

```

---

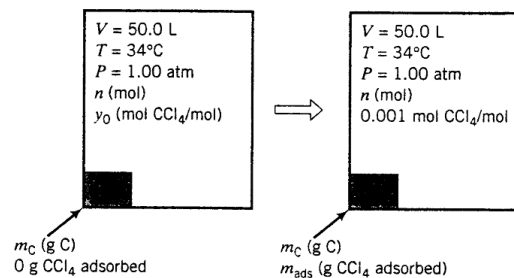
check Appendix [AP 37](#) for dependency:

671.sci

Scilab code Exa 6.7.1 Balances on an Adsorption Process



A 50.0-liter tank contains an air-carbon tetrachloride mixture at 1 atm absolute, 34°C, and 30.0% relative saturation. Activated carbon is placed in the tank to adsorb CCl<sub>4</sub>. The temperature of the tank contents is maintained at 34°C, and clean air is continuously supplied to the tank throughout the process to maintain the total pressure at 1.00 atm. The process may be shown schematically as follows:



Calculate the minimum amount of activated carbon needed to reduce the CCl<sub>4</sub> mole fraction in the gas to 0.001. Neglect the volume of the activated carbon and the adsorbed CCl<sub>4</sub>. Why would the actual amount placed in the tank be larger than the calculated value?

Figure 6.13: Balances on an Adsorption Process

```

1  clc
2  pathname=get_absolute_file_path('6_7_1.sce')
3  filename=pathname+filesep()+ '671.sci'
4  exec(filename)
5  printf(" All the values in the textbook are
        Approximated hence the values in this code differ
        from those of Textbook")
6  n=P*V/(R*T)
7  printf(" \n No. of moles=%f mol",n)
8  y0=y*Pstar/Pmm
9  printf(" \n Y0=%f mol CCl4/mol",y0)
10 Pfina1=xF*Pmm
11 b=0.096*Pfina1
12 Xstar=0.794*b/(1+b)
13 printf(" \n Mass of CCl4 adsorbed to Carbon at
        equilibrium=%f g CCl4 ads/g C",Xstar)
14 Mads=(y0*n- xF*n)*154
15 printf(" \n Mass of CCl4 adsorbed=%f g",Mads)
16 Mc=Mads/Xstar
17 printf(" \n Mass of carbon Required=%f g",Mc)

```



# Chapter 7

## Energy And Energy Balances

check Appendix [AP 36](#) for dependency:

721.sci

Scilab code Exa 7.2.1 Kinetic Energy Transported by a Flowing Stream

```
1 clc
2 pathname=get_absolute_file_path('7_2_1.sce')
3 filename=pathname+filesep()+ '721.sci '
4 exec(filename)
5 printf(" All the values in the textbook are
        Approximated hence the values in this code differ
        from those of Textbook")
6 u=Vdot*100^2 /(%pi*(ID/2)^2 *3600)
7 mdot=Vdot*10^3 /3600
```

Water flows into a process unit through a 2-cm ID pipe at a rate of 2.00 m<sup>3</sup>/h. Calculate  $\dot{E}_k$  for this stream in joules/second.

Figure 7.1: Kinetic Energy Transported by a Flowing Stream

Crude oil is pumped at a rate of 15.0 kg/s from a point 220 meters below the earth's surface to a point 20 meters above ground level. Calculate the attendant rate of increase of potential energy.

Figure 7.2: Potential Energy increase of a flowing fluid

```
8 Ek=mdot*u^2 /2
9 printf("\n Ek=%f J/s",Ek)
```

---

check Appendix [AP 35](#) for dependency:

722.sci

#### Scilab code Exa 7.2.2 Potential Energy increase of a flowing fluid

```
1 clc
2 pathname=get_absolute_file_path('7_2_2.sce')
3 filename=pathname+filesep()+ '722.sci'
4 exec(filename)
5 printf(" All the values in the textbook are
   Approximated hence the values in this code differ
   from those of Textbook")
6 Power=mdot*g*(z2-z1)
7 printf("\n Power=%d J/s",Power)
```

---

check Appendix [AP 34](#) for dependency:

741.sci

#### Scilab code Exa 7.4.1 Calculation of Enthalpy

The specific internal energy of helium at 300 K and 1 atm is 3800 J/mol, and the specific molar volume at the same temperature and pressure is 24.63 L/mol. Calculate the specific enthalpy of helium at this temperature and pressure, and the rate at which enthalpy is transported by a stream of helium at 300 K and 1 atm with a molar flow rate of 250 kmol/h.

Figure 7.3: Calculation of Enthalpy

Five hundred kilograms per hour of steam drives a turbine. The steam enters the turbine at 44 atm and 450°C at a linear velocity of 60 m/s and leaves at a point 5 m below the turbine inlet at atmospheric pressure and a velocity of 360 m/s. The turbine delivers shaft work at a rate of 70 kW, and the heat loss from the turbine is estimated to be  $10^4$  kcal/h. Calculate the specific enthalpy change associated with the process.

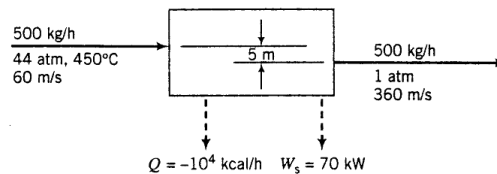


Figure 7.4: Energy Balance on a Turbine

```

1  clc
2  pathname=get_absolute_file_path('7_4_1.sce')
3  filename=pathname+filesep()+ '741.sci'
4  exec(filename)
5  printf(" All the values in the textbook are
        Approximated hence the values in this code differ
        from those of Textbook")
6  Hcap=U+P*Vcap*101.3
7  H=ndot*Hcap*10^3
8  printf(" \n Specific Enthalpy=%d J/mol",Hcap)
9  printf(" \n Enthalpy of Helium=%E J/h",H)

```

---

check Appendix [AP 33](#) for dependency:

742.sci

The following entries are taken from a data table for saturated methyl chloride:

State	$T(^{\circ}\text{F})$	$P(\text{psia})$	$\hat{V}(\text{ft}^3/\text{lb}_m)$	$\hat{H}(\text{Btu}/\text{lb}_m)$
Liquid	-40	6.878	0.01553	0.000
Vapor	0	18.90	4.969	196.23
Vapor	50	51.99	1.920	202.28

1. What reference state was used to generate the given enthalpies?
2. Calculate  $\Delta\hat{H}$  and  $\Delta\hat{U}$  for the transition of saturated methyl chloride vapor from 50°F to 0°F.
3. What assumption did you make in solving question 2 regarding the effect of pressure on specific enthalpy?

Figure 7.5: Use of Tabulated Enthalpy Data

#### Scilab code Exa 7.4.2 Energy Balance on a Turbine

```

1  clc
2  pathname=get_absolute_file_path('7_4_2.sce')
3  filename=pathname+filesep()+ '742.sci'
4  exec(filename)
5  printf(" All the values in the textbook are
        Approximated hence the values in this code differ
        from those of Textbook")
6  Ek=mdot*10^(-3)*(u2^2-u1^2)/2
7  Ep=mdot*g*deltaZ/10^3
8  Qdot=Qdot/(0.239*3600)
9  Hdot=Qdot-Ws-Ek-Ep
10 printf(" \n DeltaH=%f KW",Hdot)
11 Hcap=Hdot/mdot
12 printf("\n Specific Enthalpy=%f Kj/Kg",Hcap)

```

---

check Appendix [AP 32](#) for dependency:

751.sci

#### Scilab code Exa 7.5.1 Use of Tabulated Enthalpy Data

Steam at 10 bar absolute with 190°C of superheat is fed to a turbine at a rate  $\dot{m} = 2000$  kg/h. The turbine operation is adiabatic, and the effluent is saturated steam at 1 bar. Calculate the work output of the turbine in kilowatts, neglecting kinetic and potential energy changes.

Figure 7.6: Energy Balance on a Steam Turbine

```

1  clc
2  pathname=get_absolute_file_path('7_5_1.sce')
3  filename=pathname+filesep()+ '751.sci'
4  exec(filename)
5  printf(" All the values in the textbook are
        Approximated hence the values in this code differ
        from those of Textbook")
6  deltaH=H0-H50
7  deltaU=deltaH+((Pfinal*Vfinal-Pinitial*Vinitial)
        *1.987/10.73)
8  printf(" \n change in Specific Enthalpy=%f Btu/lbm",
        deltaH)
9  printf(" \n change in Specific Internal Energy=%f
        Btu/lbm", deltaU)

```

---

check Appendix [AP 31](#) for dependency:

753.sci

### Scilab code Exa 7.5.3 Energy Balance on a Steam Turbine

```

1  clc
2  pathname=get_absolute_file_path('7_5_3.sce')
3  filename=pathname+filesep()+ '753.sci'
4  exec(filename)
5  printf(" All the values in the textbook are
        Approximated hence the values in this code differ
        from those of Textbook")

```

Two streams of water are mixed to form the feed to a boiler. Process data are as follows:

Feed stream 1	120 kg/min @ 30°C
Feed stream 2	175 kg/min @ 65°C
Boiler pressure	17 bar (absolute)

The exiting steam emerges from the boiler through a 6-cm ID pipe. Calculate the required heat input to the boiler in kilojoules per minute if the emerging steam is saturated at the boiler pressure. Neglect the kinetic energies of the liquid inlet streams.

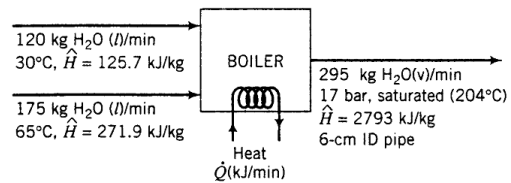


Figure 7.7: Energy Balance on a One-Component Process

```

6 disp("From Steam tables , ")
7 Hin=3201 //Kj/Kg
8 Hout=2675 //Kj/Kg
9 Ws= -mdot*(Hout-Hin)/3600
10 printf("Work delivered by Turbine to surroundings=%d
        Kw" ,Ws)

```

---

check Appendix [AP 30](#) for dependency:

761.sci

### Scilab code Exa 7.6.1 Energy Balance on a One-Component Process

```

1 clc
2 pathname=get_absolute_file_path('7_6_1.sce')
3 filename=pathname+filesep()+ '761.sci'
4 exec(filename)
5 printf(" All the values in the textbook are
        Approximated hence the values in this code differ
        from those of Textbook")

```



A liquid stream containing 60.0 wt% ethane and 40.0% *n*-butane is to be heated from 150 K to 200 K at a pressure of 5 bar. Calculate the required heat input per kilogram of the mixture, neglecting potential and kinetic energy changes, using tabulated enthalpy data for C<sub>2</sub>H<sub>6</sub> and C<sub>4</sub>H<sub>10</sub> and assuming that mixture component enthalpies are those of the pure species at the same temperature.

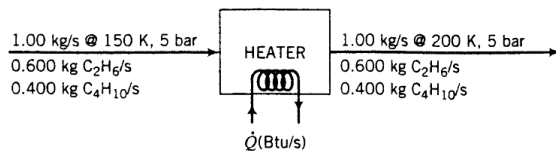


Figure 7.8: Energy Balance on a Two-Component Process

```

6 deltaH=m3*H3-m1*H1-m2*H2
7 disp("From tables , Vdot=0.1166 m^3/kg")
8 Vdot=0.1166
9 A=%pi*(ID/2)^2 /10^4
10 u=m3*Vdot/(A*60)
11 Ek=m3*u^2 / (2*10^3)
12 Qdot=deltaH+Ek
13 printf("Heat required=%E Kj/min" ,Qdot)

```

---

check Appendix [AP 29](#) for dependency:

762.sci

### Scilab code Exa 7.6.2 Energy Balance on a Two-Component Process

```

1 clc
2 pathname=get_absolute_file_path('7_6_2.sce')
3 filename=pathname+filesep()+ '762.sci'
4 exec(filename)
5 printf(" All the values in the textbook are
    Approximated hence the values in this code differ
    from those of Textbook")

```

Saturated steam at 1 atm is discharged from a turbine at a rate of 1150 kg/h. Superheated steam at 300°C and 1 atm is needed as a feed to a heat exchanger; to produce it, the turbine discharge stream is mixed with superheated steam available from a second source at 400°C and 1 atm. The mixing unit operates adiabatically. Calculate the amount of superheated steam at 300°C produced and the required volumetric flow rate of the 400°C steam.

Specific enthalpies of the two feed streams and the product stream are obtained from the steam tables and are shown below on the flowchart.

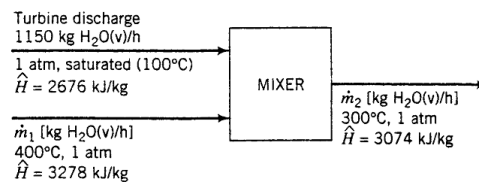


Figure 7.9: Simultaneous Material and Energy Balances

```
6 Qdot=basis*(x*Hout1+(1-x)*Hout2-x*Hin1-(1-x)*Hin2)
7 printf("\n Heat required=%f KJ/Kg",Qdot/basis)
```

---

check Appendix [AP 28](#) for dependency:

763.sci

### Scilab code Exa 7.6.3 Simultaneous Material and Energy Balances

```
1 clc
2 pathname=get_absolute_file_path('7_6_3.sce')
3 filename=pathname+filesep()+ '763.sci'
4 exec(filename)
5 printf(" All the values in the textbook are
        Approximated hence the values in this code differ
        from those of Textbook")
6 disp("Mass balance on Water,")
7 disp("m3+m1=m2")
8 disp("Energy balance ,")
```

Water flows through the system shown here at a rate of 20 L/min. Estimate the pressure required at point ① if friction losses are negligible.

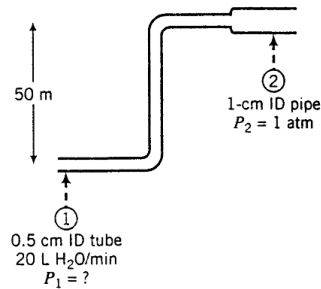


Figure 7.10: Bernoulli's Equation

```

9  disp("m3*H3+m1*H1=m2*H2")
10 A=[1, -1; H2, -H1]
11 b=[m3; m3*H3]
12 C=A\b
13 //here we solved two linear equations simultaneously
14 m2=C(1,1)
15 m1=C(2,1)
16 printf(" Input flowrate ,m1=%f Kg/h",m1)
17 printf(" \n Output flowrate , m2=%f Kg/h",m2)
18 disp("From tables ,Vdot=3.11 m^3/kg")
19 Vdot=3.11
20 printf(" Volumetric input flowrate=%f m^3/h",m1*Vdot
)

```

---

check Appendix [AP 27](#) for dependency:

771.sci

Scilab code Exa 7.7.1 Bernoulli's Equation

Gasoline ( $\rho = 50.0 \text{ lb}_m/\text{ft}^3$ ) is to be siphoned from a tank. The friction loss in the line is  $\hat{F} = 0.80 \text{ ft}\cdot\text{lb}_f/\text{lb}_m$ . Estimate how long it will take to siphon 5.00 gal, neglecting the change in liquid level in the gasoline tank during this process and assuming that both point ① (at the liquid surface in the gas tank) and point ② (in the tube just prior to the exit) are at 1 atm.

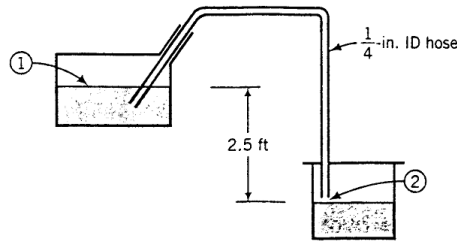


Figure 7.11: Siphoning

```

1  clc
2  pathname=get_absolute_file_path('7_7_1.sce')
3  filename=pathname+filesep()+ '771.sci'
4  exec(filename)
5  printf(" All the values in the textbook are
        Approximated hence the values in this code differ
        from those of Textbook")
6  u1=Vdot*10^4 / (10^3 *60*pi*(ID1/2)^2)
7  u2=Vdot*10^4 / (10^3 *60*pi*(ID2/2)^2)
8  deltaP=-((u2^2 - u1^2)/2 + g*deltaZ)*10^3
9  P1=P2-deltaP
10 printf(" \n P1=%E Pa",P1)

```

---

check Appendix [AP 26](#) for dependency:

772.sci

### Scilab code Exa 7.7.2 Siphoning

```

1  clc

```

Water flows from an elevated reservoir through a conduit to a turbine at a lower level and out of the turbine through a similar conduit. At a point 100 m above the turbine the pressure is 207 kPa, and at a point 3 m below the turbine the pressure is 124 kPa. What must the water flow rate be if the turbine output is 1.00 MW?

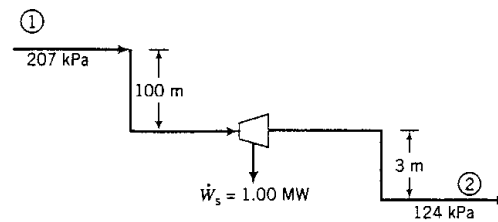


Figure 7.12: Hydraulic Power Generation

```

2 pathname=get_absolute_file_path('7_7_2.sce')
3 filename=pathname+filesep()+ '772.sci'
4 exec(filename)
5 printf(" All the values in the textbook are
    Approximated hence the values in this code differ
    from those of Textbook")
6 u2=sqrt(2*32.174*(-F-g*deltaZ/32.174))
7 Vdot=u2*%pi*(ID/2)^2 /144
8 t=V*0.1337/(Vdot*60)
9 printf(" Total time taken=%f min",t)

```

---

check Appendix [AP 25](#) for dependency:

773.sci

### Scilab code Exa 7.7.3 Hydraulic Power Generation

```

1 clc
2 pathname=get_absolute_file_path('7_7_3.sce')
3 filename=pathname+filesep()+ '773.sci'

```

```
4 exec(filename)
5 printf(" All the values in the textbook are
    Approximated hence the values in this code differ
    from those of Textbook")
6  $\dot{m} = -W_s / (\Delta P / D + g \Delta Z)$ 
7 printf(" \n Water flow rate=%f kg/s", $\dot{m}$ )
```

---

# Chapter 8

## Balances On Nonreactive Processes

check Appendix [AP 24](#) for dependency:

```
831.sci
```

Scilab code Exa 8.3.1 Evaluation of an Internal Energy Change from Tabulated Heat Capacity

```
1 clc
2 pathname=get_absolute_file_path('8_3_1.sce')
3 filename=pathname+filesep()+ '831.sci'
```

Calculate the heat required to raise 200 kg of nitrous oxide from 20°C to 150°C in a constant-volume vessel. The constant-volume heat capacity of N<sub>2</sub>O in this temperature range is given by the equation

$$C_v \text{ (kJ/kg}\cdot\text{°C)} = 0.855 + 9.42 \times 10^{-4}T$$

where  $T$  is in °C.

Figure 8.1: Evaluation of an Internal Energy Change from Tabulated Heat Capacity

Assuming ideal gas behavior, calculate the heat that must be transferred in each of the following cases.

1. A stream of nitrogen flowing at a rate of 100 mol/min is heated from 20°C to 100°C.
2. Nitrogen contained in a 5-liter flask at an initial pressure of 3 bar is cooled from 90°C to 30°C.

Figure 8.2: Cooling of an ideal gas

```
4 exec(filename)
5 printf(" All the values in the textbook are
    Approximated hence the values in this code differ
    from those of Textbook \n ")
6 function [Cv]=fun(T)
7     Cv=0.855+ T*9.42*10(-4)
8 endfunction
9 [Ucap,err]=intg(Ti,Tf,fun) //intg is an inbuilt
    function used for definite integration
10 Q=mass*Ucap
11 printf(" Heat Required=%f KJ" ,Q)
```

---

check Appendix [AP 23](#) for dependency:

832.sci

### Scilab code Exa 8.3.2 Cooling of an ideal gas

```
1 clc
2 pathname=get_absolute_file_path('8_3_2.sce')
3 filename=pathname+filesep()+ '832.sci '
4 exec(filename)
5 printf(" All the values in the textbook are
    Approximated hence the values in this code differ
    from those of Textbook \n ")
6 disp(" part 1")
7 function [Cp]=fun1(T)
```



Fifteen kmol/min of air is cooled from 430°C to 100°C. Calculate the required heat removal rate using (1) heat capacity formulas from Table B.2 and (2) specific enthalpies from Table B.8.

Figure 8.3: Evaluation of delta H using Heat Capacities and Tabulated Enthalpies

```

8      Cp=0.02900+ T*0.2199*10^(-5) + T^2 * 0.5723
          *10^(-8) - T^3 * 2.871 * 10^(-12)
9  endfunction
10 [deltaH,err]=intg(T1,T2,fun1) //intg is an inbuilt
      function used for definite integration
11 Qdot=ndot*deltaH
12 printf("Heat Transferred=%f KJ/min",Qdot)
13 disp("part2")
14 function [CV]=fun2(T)
15     CV=fun1(T)-8.14* 10^(-3)
16 endfunction
17 [deltaU,err]=intg(T3,T4,fun2) //intg is an inbuilt
      function used for definite integration
18 n=P*V/(R*T)
19 Q=n*deltaU
20 printf("Heat transferred=%f KJ",Q)

```

---

check Appendix [AP 22](#) for dependency:

833.sci

Scilab code Exa 8.3.3 Evaluation of delta H using Heat Capacities and Tabulated En

```

1  clc
2  pathname=get_absolute_file_path('8_3_3.sce')
3  filename=pathname+filesep()+ '833.sci'
4  exec(filename)

```

Calculate the heat required to bring 150 mol/h of a stream containing 60% C<sub>2</sub>H<sub>6</sub> and 40% C<sub>2</sub>H<sub>4</sub> by volume from 0°C to 400°C. Determine a heat capacity for the mixture as part of the problem solution.

Figure 8.4: Heat Capacity of a mixture

```

5 printf(" All the values in the textbook are
    Approximated hence the values in this code differ
    from those of Textbook \n ")
6 function [Cp]=fun(T)
7     Cp=0.02894 + T* 0.4147 *10^(-5) + T^2 * 0.3191 *
        10^(-8) - T^3 * 1.965 * 10^(-12)
8 endfunction
9 deltaH=intg(T1,T2,fun) //intg is an inbuilt function
    used for definite integration
10 Qdot=ndot*deltaH*10^3 /60
11 printf(" \n Rate of heat removal= %f KW",Qdot)

```

---

check Appendix [AP 21](#) for dependency:

834.sci

#### Scilab code Exa 8.3.4 Heat Capacity of a mixture

```

1 clc
2 pathname=get_absolute_file_path('8_3_4.sce')
3 filename=pathname+filesep()+'834.sci'
4 exec(filename)
5 printf(" All the values in the textbook are
    Approximated hence the values in this code differ
    from those of Textbook \n ")
6 function [Cp1]=fun1(T)
7     Cp1=0.04937 + T*13.92*10^(-5) - T^2
        *5.816*10^(-8) + T^3 *7.280 * 10^(-12)

```

A stream containing 10% CH<sub>4</sub> and 90% air by volume is to be heated from 20°C to 300°C. Calculate the required rate of heat input in kilowatts if the flow rate of the gas is 2.00 × 10<sup>3</sup> liters (STP)/min.

**Basis: Given Flow Rate**

Assume ideal gas behavior.

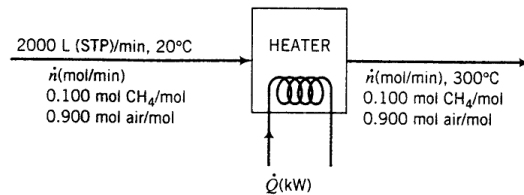


Figure 8.5: Energy Balance on a gas preheater

```

8  endfunction
9  function [Cp2]=fun2(T)
10     Cp2=0.06803 + T*22.59*10^(-5) - T2
        *13.11*10^(-8) + T3 *31.71 * 10^(-12)
11  endfunction
12  function [Cp]=fun(T)
13     Cp=x*fun1(T)+ (1-x)*fun2(T)
14  endfunction
15  deltaH=intg(T1,T2,fun) //intg is an inbuilt function
        used for definite integration
16  printf("\n Heat capacity of Mixture=%f KJ/mol",
        deltaH)
17  Qdot=ndot*deltaH
18  printf("\n Heat Required=%f KJ/h",Qdot)

```

---

check Appendix [AP 20](#) for dependency:

835.sci

Scilab code Exa 8.3.5 Energy Balance on a gas preheater

At what rate in kilowatts must heat be transferred to a liquid stream of methanol at its normal boiling point to generate 1500 g/min of saturated methanol vapor?

Figure 8.6: Heat of Vaporization

```
1 clc
2 pathname=get_absolute_file_path('8_3_5.sce')
3 filename=pathname+filesep()+ '835.sci'
4 exec(filename)
5 printf(" All the values in the textbook are
        Approximated hence the values in this code differ
        from those of Textbook \n ")
6 ndot=Vdot/22.4
7 function [Cp]=fun(T)
8     Cp=0.03431 + T*5.469*10^(-5) + T^2
        *0.3661*10^(-8) + T^3 *11*10^(-12)
9 endfunction
10 H1=intg(T1,T2,fun) //intg is an inbuilt function
    used for definite integration
11 printf("H1=%f Kj/mol",H1)
12 disp("From Tables H2= -0.15 Kj/mol    ,    H3=8.17 Kj/
    mol")
13 H2= -0.15
14 H3=8.17
15 Qdot=(ndot*x*H1+ ndot*(1-x)*(H3-H2))/60
16 printf("Heat Input=%f KW",Qdot)
```

---

check Appendix [AP 19](#) for dependency:

841.sci

Scilab code Exa 8.4.1 Heat of Vaporization

One hundred g-moles per hour of liquid *n*-hexane at 25°C and 7 bar is vaporized and heated to 300°C at constant pressure. Neglecting the effect of pressure on enthalpy, estimate the rate at which heat must be supplied.

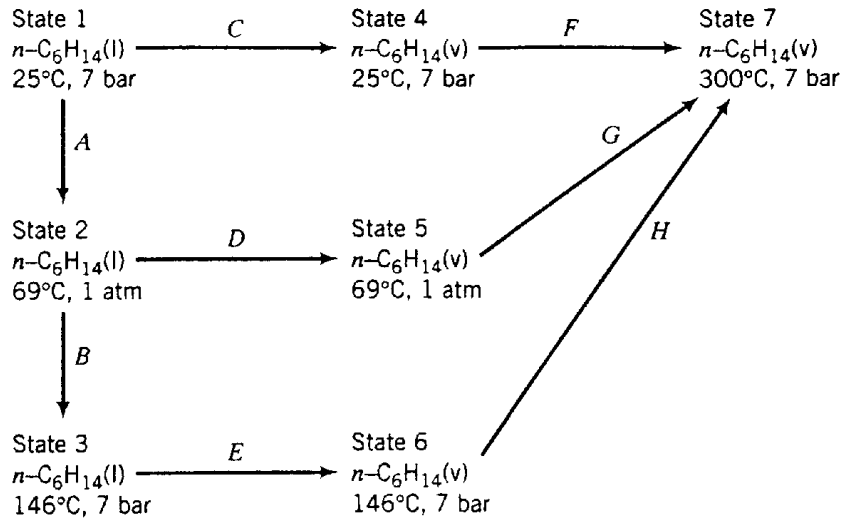


Figure 8.7: Vaporization and Heating

```

1 clc
2 pathname=get_absolute_file_path('8_4_1.sce')
3 filename=pathname+filesep()+ '841.sci'
4 exec(filename)
5 printf(" All the values in the textbook are
    Approximated hence the values in this code differ
    from those of Textbook \n ")
6 Qdot=mdot*deltaHv/(M*60)
7 printf("Rate of Heat transfer=%f KW" ,Qdot)

```

---

check Appendix [AP 18](#) for dependency:

842.sci

The normal boiling point of methanol is 337.9 K, and the critical temperature of this substance is 513.2 K. Estimate the heat of vaporization of methanol at 200°C.

Figure 8.8: Estimation of a Heat of Vaporization

### Scilab code Exa 8.4.2 Vaporization and Heating

```
1 clc
2 pathname=get_absolute_file_path('8_4_2.sce')
3 filename=pathname+filesep()+ '842.sci'
4 exec(filename)
5 printf(" All the values in the textbook are
   Approximated hence the values in this code differ
   from those of Textbook")
6 disp("We have deltaHv at 69C hence We follow path
   ADG")
7 deltaHA=Cp*(T2-T1) + V*(1.013-P)*M/(D*10^4)
8 printf(" \n deltaHA=%f",deltaHA)
9 deltaHD=deltaHv
10 printf(" \n deltaHD=%f",deltaHD)
11 function [C]=fun1(T)
12     C=0.13744 + T*40.85*10^(-5) - T^2 *23.92*10^(-8)
   + T^3 *57.66*10^(-12)
13 endfunction
14 deltaHG=intg(T2,T3,fun1) //intg is an inbuilt
   function used for definite integration
15 printf(" \n deltaHG=%f Kj/mol",deltaHG)
16 Qdot=ndot*(deltaHA+deltaHD+deltaHG)/3600
17 printf(" \n rate of Heat supply= %f Kj/mol",Qdot)
18 printf(" \n In this problem we neglected V*deltaP as
   it is negligible ")
```

---

check Appendix [AP 17](#) for dependency:

843.sci

### Scilab code Exa 8.4.3 Estimation of a Heat of Vaporization

```
1 clc
2 pathname=get_absolute_file_path('8_4_3.sce')
3 filename=pathname+filesep()+ '843.sci '
4 exec(filename)
5 printf(" All the values in the textbook are
    Approximated hence the values in this code differ
    from those of Textbook")
6 disp("using Trouton rule,")
7 deltaHvT1=0.109*T1
8 disp("In this case , trouton rule gives a better
    estimate")
9 disp("using Watson correction")
10 deltaHvT2=36.8*((Tc-T2)/(Tc-T1))^(0.38)
11 printf("Estimated value using Trouton rule=%f Kj/mol
    ",deltaHvT1)
12 printf(" \n Estimated value using watson correction=
    %f Kj/mol",deltaHvT2)
```

---

check Appendix [AP 16](#) for dependency:

844.sci

### Scilab code Exa 8.4.4 Partial Vaporization of a mixture

```
1 clc
2 pathname=get_absolute_file_path('8_4_4.sce')
3 filename=pathname+filesep()+ '844.sci '
4 exec(filename)
```

An equimolar liquid mixture of benzene (B) and toluene (T) at 10°C is fed continuously to a vessel in which the mixture is heated to 50°C. The liquid product is 40.0 mole% B, and the vapor product is 68.4 mole% B. How much heat must be transferred to the mixture per g-mole of feed?

**Basis: 1 mol Feed**

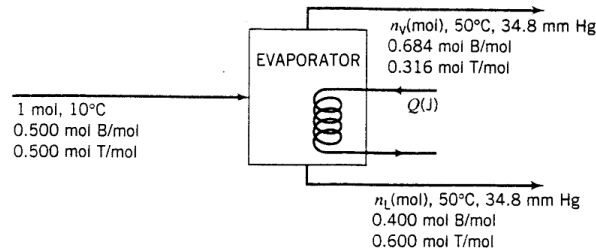


Figure 8.9: Partial Vaporization of a mixture

```

5 printf(" All the values in the textbook are
      Approximated hence the values in this code differ
      from those of Textbook")
6 A=[1 1;x y]
7 b=[basis;basis/2]
8 C=A\b
9 //Here We solved two linear equations simultaneously
10 nV=C(1,1)
11 nL=C(2,1)
12 H1=5.332
13 H2=6.340
14 H3=37.52
15 H4=42.93
16 Q=nV*x*H1 + nV*(1-x)*H2 + nL*y*H3 + nL*(1-y)*H4
17 printf(" \n Heat transferred= %f Kj",Q)
18 disp("The answer for this problem in Text is wrong")

```

---

check Appendix [AP 15](#) for dependency:

851.sci



Hydrochloric acid is produced by absorbing gaseous HCl (hydrogen chloride) in water. Calculate the heat that must be transferred to or from an absorption unit if HCl(g) at 100°C and H<sub>2</sub>O(l) at 25°C are fed to produce 1000 kg/h of 20.0 wt% HCl(aq) at 40°C.

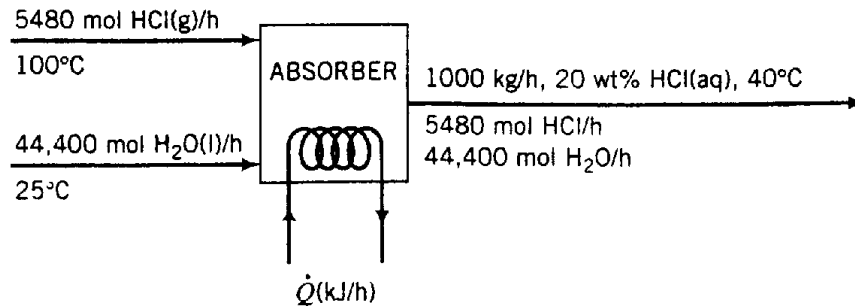


Figure 8.10: Production of Hydrochloric Acid

#### Scilab code Exa 8.5.1 Production of Hydrochloric Acid

```

1  clc
2  pathname=get_absolute_file_path('8_5_1.sce')
3  filename=pathname+filesep()+ '851.sci'
4  exec(filename)
5  printf(" All the values in the textbook are
        Approximated hence the values in this code differ
        from those of Textbook")
6  nHCl=mdot*x*10^3 /M1
7  nH2O=mdot*(1-x)*10^3 /M2
8  function [Cp1]=fun(T)
9      Cp1=29.13*10^(-3) - T*0.1341*10^(-5) +T^2
          *0.9715*10^(-8) - T^3 *4.335*10^(-12)
10 endfunction
11 H1=intg(T1,T2,fun) //intg is an inbuilt function
    used for definite integration
12 disp(H1)
13 r=nH2O/nHCl
14 disp("From table B.11, deltaHa= -67.4 Kj/mol HCl")

```

A 5.0 wt%  $\text{H}_2\text{SO}_4$  solution at  $60^\circ\text{F}$  is to be concentrated to 40.0 wt% by evaporation of water. The concentrated solution and water vapor emerge from the evaporator at  $180^\circ\text{F}$  and 1 atm. Calculate the rate at which heat must be transferred to the evaporator to process  $1000 \text{ lb}_m/\text{h}$  of the feed solution.

**Basis: Given Feed Rate of 5% Solution**

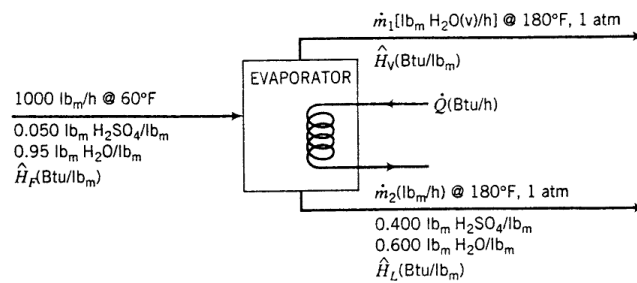


Figure 8.11: Concentration of an aqueous sulphuric acid solution

```

15 deltaHa= -67.4
16 y=nHCl / (nHCl+nH2O)
17 Cp=0.73*mdot*4.184/nHCl
18 deltaHb=Cp*(T3-T1)
19 H2=deltaHa+deltaHb
20 Qdot=nHCl*(H2-H1)
21 printf(" Heat =%E kj/h", Qdot)

```

---

check Appendix [AP 14](#) for dependency:

852.sci

**Scilab code Exa 8.5.2** Concentration of an aqueous sulphuric acid solution

```

1 clc
2 pathname=get_absolute_file_path('8_5_2.sce')
3 filename=pathname+filesep()+ '852.sci'
4 exec(filename)

```

A 30 wt%  $\text{NH}_3$  solution at 100 psia is fed at a rate of 100  $\text{lb}_m/\text{h}$  to a tank in which the pressure is 1 atm. The enthalpy of the feed solution relative to the reference conditions used to construct Figure 8.5-2 is 100  $\text{Btu}/\text{lb}_m$ . The vapor composition is to be 89 wt%  $\text{NH}_3$ . Determine the temperature of the stream leaving the tank, the mass fraction of  $\text{NH}_3$  in the liquid product, the flow rates of the liquid and vapor product streams, and the rate at which heat must be transferred to the vaporizer.

**Basis: 100  $\text{lb}_m/\text{h}$  Feed**

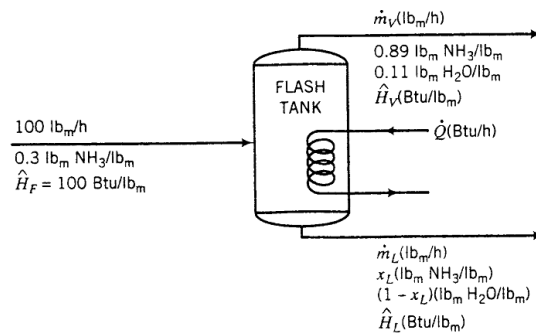


Figure 8.12: Adiabatic Mixing

```

5 printf(" All the values in the textbook are
    Approximated hence the values in this code differ
    from those of Textbook")
6 disp(" sulphuric acid balance")
7 m2=x*mdot/y
8 disp(" Total Mass balance")
9 m1=mdot-m2
10 Qdot=m1*Hv+m2*Hl-mdot*Hf
11 printf(" Rate of Heat transfer= %f Btu/h",Qdot)

```

---

check Appendix [AP 13](#) for dependency:

855.sci

Scilab code Exa 8.5.5 Adiabatic Mixing

```
1 clc
2 pathname=get_absolute_file_path('8_5_5.sce')
3 filename=pathname+filesep()+'855.sci'
4 exec(filename)
5 printf(" All the values in the textbook are
        Approximated hence the values in this code differ
        from those of Textbook")
6 disp("From figure 8.5-2, ")
7 xL=0.185
8 xV=0.89
9 mL=basis*((xV-xF)/(xV-xL))
10 mV=basis-mL
11 Qdot=mV*Hv + mL*Hl - basis*HF
12 printf("Rate of heat transfer=%f Btu/h",Qdot)
```

---

# Chapter 9

## Balances On Reactive Processes

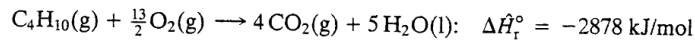
check Appendix [AP 12](#) for dependency:

911.sci

Scilab code Exa 9.1.1 Calculation of Heats of Reaction

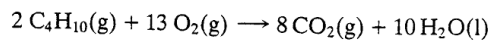
```
1 clc
2 pathname=get_absolute_file_path('9_1_1.sce')
3 filename=pathname+filesep()+ '911.sci '
4 exec(filename)
5 printf(" All the values in the textbook are
    Approximated hence the values in this code differ
    from those of Textbook")
6 disp("Part 1")
7 E1= ndot/4
8 deltaH1=E1*Hr1
9 printf("enthalpy change=%E Kj/s",deltaH1 )
10 disp("part2")
11 Hr2=2*Hr1
12 E2=ndot/8
13 deltaH2=E2*Hr2
```

1. The standard heat of the combustion of *n*-butane vapor is




Calculate the rate of enthalpy change,  $\Delta\dot{H}$ (kJ/s), if 2400 mol/s of  $\text{CO}_2$  is produced in this reaction and the reactants and products are all at 25°C.

2. What is the standard heat of the reaction



Calculate  $\Delta\dot{H}$  if 2400 mol/s of  $\text{CO}_2$  is produced in *this* reaction and the reactants and products are all at 25°C.

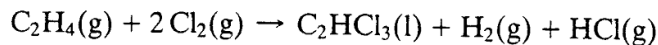
3. The heats of vaporization of *n*-butane and water at 25°C are 19.2 kJ/mol and 44.0 kJ/mol, respectively. What is the standard heat of the reaction



Calculate  $\Delta\dot{H}$  if 2400 mol/s of  $\text{CO}_2$  is produced in this reaction and the reactants and products are all at 25°C.

Figure 9.1: Calculation of Heats of Reaction

The standard heat of the reaction



is  $\Delta\hat{H}_r^\circ = -420.8 \text{ kJ/mol}$ . Calculate  $\Delta\hat{U}_r^\circ$  for this reaction.

Figure 9.2: Evaluation of Internal Energy

```
14 printf("Enthalpy change=%E kj/s",deltaH2)
15 disp(" part 3")
16 Hr3=Hr1+5*HvWater+HvButane
17 deltaH3=E1*Hr3
18 printf("Enthalpy change=%E kj/s",deltaH3)
```

---

check Appendix [AP 11](#) for dependency:

912.sci

Scilab code Exa 9.1.2 Evaluation of Internal Energy

Determine the standard heat of reaction for the combustion of liquid *n*-pentane, assuming H<sub>2</sub>O(l) is a combustion product.

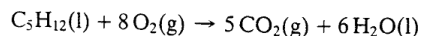


Figure 9.3: Determination of a Heat of Reaction from Heat of Formations

```
1 clc
2 pathname=get_absolute_file_path('9_1_2.sce')
3 filename=pathname+filesep()+ '912.sci'
4 exec(filename)
5 printf(" All the values in the textbook are
    Approximated hence the values in this code differ
    from those of Textbook")
6 disp("From reaction , only gaseous are counted")
7 left=1+2
8 right=1+1
9 deltaUr=deltaHr-R*T*(right-left)/10^3
10 printf(" deltaUr=%f Kj/mol" ,deltaUr)
```

---

check Appendix [AP 10](#) for dependency:

931.sci

### Scilab code Exa 9.3.1 Determination of a Heat of Reaction from Heat of Formations

```
1 clc
2 pathname=get_absolute_file_path('9_3_1.sce')
3 filename=pathname+filesep()+ '931.sci'
4 exec(filename)
5 printf(" All the values in the textbook are
    Approximated hence the values in this code differ
    from those of Textbook")
6 Hr=5*HC02+6*HH20-HC5H12
7 printf(" \n Heat of the rxn= %f KJ/mol" ,Hr)
```

Calculate the standard heat of reaction for the dehydrogenation of ethane:

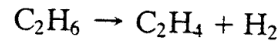


Figure 9.4: Calculation of a Heat of Reaction from Heats of Combustion

---

check Appendix [AP 9](#) for dependency:

941.sci

**Scilab code Exa 9.4.1** Calculation of a Heat of Reaction from Heats of Combustion

```
1 clc
2 pathname=get_absolute_file_path('9_4_1.sce')
3 filename=pathname+filesep()+ '941.sci '
4 exec(filename)
5 printf(" All the values in the textbook are
   Approximated hence the values in this code differ
   from those of Textbook")
6 Hr=Hethane-Hethene-Hhydrogen
7 printf(" \n Heat of the rxn= %f Kj/mol",Hr)
```

---

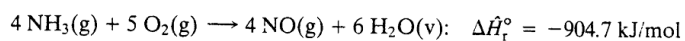
check Appendix [AP 8](#) for dependency:

951.sci

**Scilab code Exa 9.5.1** Energy balance about an Ammonia Oxidizer

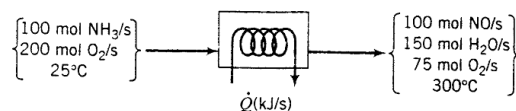


The standard heat of reaction for the oxidation of ammonia is given below:



One hundred mol  $\text{NH}_3/\text{s}$  and 200 mol  $\text{O}_2/\text{s}$  at  $25^\circ\text{C}$  are fed into a reactor in which the ammonia is completely consumed. The product gas emerges at  $300^\circ\text{C}$ . Calculate the rate at which heat must be transferred to or from the reactor, assuming operation at approximately 1 atm.

**Basis: Given Feed Rates**



References:  $\text{NH}_3(\text{g})$ ,  $\text{O}_2(\text{g})$ ,  $\text{NO}(\text{g})$ ,  $\text{H}_2\text{O}(\text{v})$  at  $25^\circ\text{C}$  and 1 atm

Substance	$\dot{n}_{\text{in}}$ (mol/s)	$\hat{H}_{\text{in}}$ (kJ/mol)	$\dot{n}_{\text{out}}$ (mol/s)	$\hat{H}_{\text{out}}$ (kJ/mol)
$\text{NH}_3$	100	0	—	—
$\text{O}_2$	200	0	75	$\hat{H}_1$
$\text{NO}$	—	—	100	$\hat{H}_2$
$\text{H}_2\text{O}$	—	—	150	$\hat{H}_3$

Figure 9.5: Energy balance about an Ammonia Oxidizer

```

1 clc
2 pathname=get_absolute_file_path('9_5_1.sce')
3 filename=pathname+filesep()+ '951.sci '
4 exec(filename)
5 printf(" All the values in the textbook are
    Approximated hence the values in this code differ
    from those of Textbook")
6 function [Cp]=fun(T)
7     Cp=29.50*10^(-3)+ T*0.8188*10^(-5) - T^2 *
        0.2925 *10^(-8) + T^3 * 0.3652 * 10^(-12)
8 endfunction
9 H2=intg(T1,T2,fun) //intg is an inbuilt function
    which can calculate definite integrals
10 E=nNH3/4
11 nO2out=nO2in-nNH3*5/4
12 nNO=nNH3
13 nH2O=nNH3*6/4
14 deltaH=E*Hr+(nO2out*H1+nNO*H2+nH2O*H3)
15 Qdot=deltaH
16 printf(" \n Heat Transferred= %f kW",Qdot)

```

---

check Appendix [AP 7](#) for dependency:

952.sci

### Scilab code Exa 9.5.2 Energy Balance on a Methane Oxidation Reactor

```

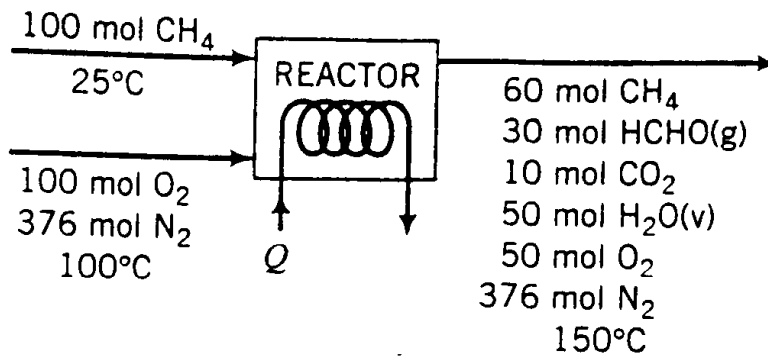
1 clc
2 pathname=get_absolute_file_path('9_5_2.sce')
3 filename=pathname+filesep()+ '952.sci '
4 exec(filename)
5 printf(" All the values in the textbook are
    Approximated hence the values in this code differ
    from those of Textbook")

```

Methane is oxidized with air to produce formaldehyde in a continuous reactor. A competing reaction is the combustion of methane to form  $\text{CO}_2$ .

1.  $\text{CH}_4(\text{g}) + \text{O}_2 \rightarrow \text{HCHO}(\text{g}) + \text{H}_2\text{O}(\text{v})$
2.  $\text{CH}_4(\text{g}) + 2\text{O}_2 \rightarrow \text{CO}_2 + 2\text{H}_2\text{O}(\text{v})$

A flowchart of the process for an assumed basis of 100 mol of methane fed to the reactor is shown here.



References:  $\text{C}(\text{s})$ ,  $\text{O}_2(\text{g})$ ,  $\text{H}_2(\text{g})$ ,  $\text{N}_2(\text{g})$  at  $25^\circ\text{C}$  and 1 atm

Substance	$n_{\text{in}}$ (mol)	$\hat{H}_{\text{in}}$ (kJ/mol)	$n_{\text{out}}$ (mol)	$\hat{H}_{\text{out}}$ (kJ/mol)
$\text{CH}_4$	100	$\hat{H}_1$	60	$\hat{H}_4$
$\text{O}_2$	100	$\hat{H}_2$	50	$\hat{H}_5$
$\text{N}_2$	376	$\hat{H}_3$	376	$\hat{H}_6$
HCHO	—	—	30	$\hat{H}_7$
$\text{CO}_2$	—	—	10	$\hat{H}_8$
$\text{H}_2\text{O}$	—	—	50	$\hat{H}_9$

Figure 9.6: Energy Balance on a Methane Oxidation Reactor

```

6 function [Cp]=fun1(T)
7     Cp=34.31*10^(-3)+ T*5.469*10^(-5) + T^2 * 0.3661
        *10^(-8) - T^3 * 11 * 10^(-12)
8 endfunction
9 HoutMethane=intg(T1,T2,fun1)
10 H4= -74.85 + HoutMethane
11 function [C]=fun2(T)
12     C=34.28*10^(-3)+ T*4.268*10^(-5) - T^3 * 8.694 *
        10^(-12)
13 endfunction
14 HoutFormal=intg(T1,T2,fun2) //intg is an inbuilt
        function which can calculate definite integrals
15 H7= -115.90+ HoutFormal
16 deltaH=NoutWater*H9+NoutCarbon*H8+NoutFormal*H7+
        NoutNitrogen*H6+NoutOxygen*H5+NoutMethane*H4-
        NinNitrogen*H3-NinOxygen*H2-NinMethane*H1
17 Q=deltaH
18 printf(" \n Q=%f Kj",Q)

```

---

check Appendix [AP 6](#) for dependency:

954.sci

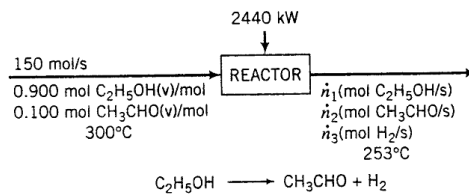
#### Scilab code Exa 9.5.4 Simultaneous Material and Energy Balance

```

1 clc
2 pathname=get_absolute_file_path('9_5_4.sce')
3 filename=pathname+filesep()+ '954.sci '
4 exec(filename)
5 printf(" All the values in the textbook are
        Approximated hence the values in this code differ
        from those of Textbook")
6 disp("Carbon Balance")

```

The ethanol dehydrogenation reaction of Example 9.5-3 is carried out with the feed entering at 300°C. The feed contains 90.0 mole% ethanol and the balance acetaldehyde and enters the reactor at a rate of 150 mol/s. To keep the temperature from dropping too much and thereby decreasing the reaction rate to an unacceptably low level, heat is transferred to the reactor. When the heat addition rate is 2440 kW, the outlet temperature is 253°C. Calculate the fractional conversion of ethanol achieved in the reactor.

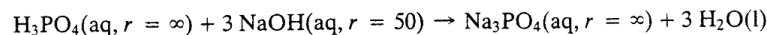


References: C(s), H<sub>2</sub>(g), O<sub>2</sub>(g) at 25°C and 1 atm

Substance	$\dot{n}_{in}$ (mol/s)	$\hat{H}_{in}$ (kJ/mol)	$\dot{n}_{out}$ (mol/s)	$\hat{H}_{out}$ (kJ/mol)
C <sub>2</sub> H <sub>5</sub> OH	135	-212.19	$\dot{n}_1$	-216.81
CH <sub>3</sub> CHO	15	-147.07	$\dot{n}_2$	-150.90
H <sub>2</sub>	—	—	$\dot{n}_3$	6.595

Figure 9.7: Simultaneous Material and Energy Balance

1. Calculate  $\Delta\hat{H}_r^\circ$  for the reaction



2. If 5.00 mol of NaOH dissolved in 250 mol of water is neutralized completely at 25°C with dilute phosphoric acid, what is the attendant enthalpy change?

Figure 9.8: Standard Heat of a Neutralization reaction

```
7 printf("%d * %f *2 + %d * %f *2=2 n1+2 n2",basis,x,
      basis,1-x)
8 disp("Hydrogen Balance")
9 printf("%d * %f *6 + %d * %f *4 = 6 n1+4 n2+2 n3",
      basis,x,basis,1-x)
10 disp("Energy Balance")
11 printf("%d = %f n1 %f n2 + %f n3 -%d * %f -%d* %f",
      Q,HoutEthanol,HoutEthanone,HoutHydrogen,
      NinEthanol,HinEthanol,NinEthanone,HinEthanone)
12 A=[1 1 0;3 2 1;216.81 150.9 -6.595]
13 b=[150;435;28412]
14 C=A\b
15 n1=C(1,1)
16 printf(" \n n1=%f mol Ethanol/s",n1)
17 n2=C(2,1)
18 printf(" \n n2=%f mol Ethanone/s",n2)
19 n3=C(3,1)
20 printf(" \n n3=%f mol Hydrogen/s",n3)
21 disp("The solutions in the Text are Wrong")
22 fraction=(NinEthanol-n1)/NinEthanol
23 printf("Fractional conversion of Ethanol=%f",
      fraction)
```

---

check Appendix [AP 5](#) for dependency:

955.sci

A 10.0 wt% aqueous solution of  $\text{H}_2\text{SO}_4$  at  $40^\circ\text{C}$  is to be neutralized with a 20.0 wt% aqueous solution of  $\text{NaOH}$  at  $25^\circ\text{C}$  in a continuous reactor. At what rate in  $\text{kJ/kg}$   $\text{H}_2\text{SO}_4$  solution must heat be removed from the reactor if the product solution emerges at  $35^\circ\text{C}$ ?

**Basis: 1 kg  $\text{H}_2\text{SO}_4$  Solution**

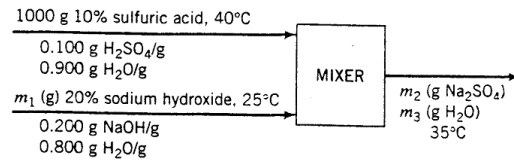
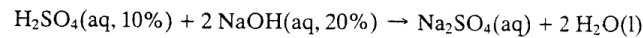


Figure 9.9: Energy Balance on a Neutralization process

#### Scilab code Exa 9.5.5 Standard Heat of a Neutralization reaction

```

1  clc
2  pathname=get_absolute_file_path('9_5_5.sce')
3  filename=pathname+filesep()+ '955.sci'
4  exec(filename)
5  printf(" All the values in the textbook are
        Approximated hence the values in this code differ
        from those of Textbook")
6  disp(" part 1")
7  Hr=HfSalt+3*HfWater-HfAcid-3*HfBase
8  printf(" Hr of the rxn=%f Kj/mol",Hr)
9  disp(" part 2")
10 deltaH=Hr*5/3
11 printf(" deltaH=%f Kj",deltaH)

```

---

check Appendix [AP 4](#) for dependency:

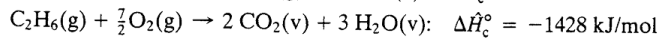
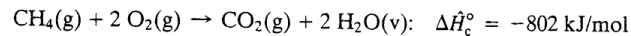
956.sci

### Scilab code Exa 9.5.6 Energy Balance on a Neutralization process

```
1 clc
2 pathname=get_absolute_file_path('9_5_6.sce')
3 filename=pathname+filesep()+ '956.sci'
4 exec(filename)
5 printf(" All the values in the textbook are
    Approximated hence the values in this code differ
    from those of Textbook")
6 disp("Using S balance, ")
7 m2=basis*x*MS*MSalt/(MAcid*MS)
8 printf(" \n m2=%f g Na2SO4",m2)
9 disp("Using Na balance, ")
10 m1=2*MNa*m2*MBase/(y*MNa*MSalt)
11 printf(" \n m1=%f g NaOH",m1)
12 disp("Total mass balance, ")
13 m3=basis+m1-m2
14 printf(" \n m3=%f g H2O",m3)
15 printf(" \n Mass of product solution =%f",m2+m3)
16 m=m2+m3
17 Water=m2*2/MSalt
18 printf(" \n Water Formed in the reaction=%f mol H2O"
    ,Water)
19 disp("H2SO4(aq):")
20 a1=basis*(1-x)/MWater
21 b1=basis*x/MAcid
22 rAcid=a1/b1
23 printf(" \n rAcid=%f mol Water/mol Acid",rAcid)
24 disp("NaOH(aq):")
25 a2=m1*(1-y)/MWater
26 b2=m1*y/MBase
27 rBase=a2/b2
28 printf(" \n rBase=%f mol Water/mol Base",rBase)
29 disp("Na2SO4(aq):")
30 a3=m3/MWater
31 b3=m2/MSalt
32 rSalt=a3/b3
33 printf(" \n rSalt=%f mol Water/mol Salt",rSalt)
```



A natural gas contains 85% methane and 15% ethane by volume. The heats of combustion of methane and ethane at 25°C and 1 atm with water *vapor* as the assumed product are given below:



Calculate the higher heating value (kJ/g) of the natural gas.

Figure 9.10: Calculation of a Heating Value

```

34 E=b1
35 printf(" \n Extent of reaction=%f mol",E)
36 nHAcid=basis*3.85*(T3-T1)/1000
37 nHSalt=m*4.184*(T2-T1)/1000
38 nHBase=0
39 HfSalt= -1384
40 HfAcid= -884.6
41 HfBase= -468.1
42 HfWater= -285.84
43 deltaHr=HfSalt+ 2*HfWater - HfAcid - 2*HfBase
44 printf(" \n Entahlp change in the rxn=%f Kj/mol",
        deltaHr)
45 Q=E*deltaHr + (nHSalt-nHAcid-nHBase)
46 printf(" \n Q of the rxn=%f Kj",Q)
47 disp("The answer in the Text is wrong.")

```

---

check Appendix [AP 3](#) for dependency:

961.sci

### Scilab code Exa 9.6.1 Calculation of a Heating Value

```

1 clc
2 pathname=get_absolute_file_path('9_6_1.sce')
3 filename=pathname+filesep()+ '961.sci'

```

```
4 exec(filename)
5 printf(" All the values in the textbook are
    Approximated hence the values in this code differ
    from those of Textbook")
6 y1=x*16
7 y2=(1-x)*30
8 xCH4=y1/(y1+y2)
9 HHVMethane=(H1+ 2*44.013)/M1
10 HHVEthane=(H2+ 3*44.013)/M2
11 HHV=xCH4*HHVMethane + (1-xCH4)*HHVEthane
12 printf(" \n HHV of Fuel=%f KJ/g",HHV)
```

---

# Chapter 11

## Balances on Transient Processes

check Appendix [AP 2](#) for dependency:

```
1112.sci
```

Scilab code Exa 11.1.2 Water Balance on a city reservoir

```
1 clc
2 pathname=get_absolute_file_path('11_1_2.sce')
```

The water level in a municipal reservoir has been decreasing steadily during a dry spell, and there is concern that the drought could continue for another 60 days. The local water company estimates that the consumption rate in the city is approximately  $10^7$  L/day. The State Conservation Service estimates that rainfall and stream drainage into the reservoir coupled with evaporation from the reservoir should yield a net water input rate of  $10^6 \exp(-t/100)$  L/day, where  $t$  is the time in days from the beginning of the drought, at which time the reservoir contained an estimated  $10^9$  liters of water.

1. Write a differential balance on the water in the reservoir.
2. Integrate the balance to calculate the reservoir volume at the end of the 60 days of continued drought.

Figure 11.1: Water Balance on a city reservoir

A well-stirred batch reactor wrapped in an electrical heating mantle is charged with a liquid reaction mixture. The reactants must be heated from an initial temperature of 25°C to 250°C before the reaction can take place at a measurable rate. Use the data given below to determine the time required for this heating to take place.

Reactants:      Mass = 1.50 kg  
                    $C_v = 0.900 \text{ cal/(g}\cdot\text{°C)}$

Reactor:        Mass = 3.00 kg  
                    $C_v = 0.120 \text{ cal/(g}\cdot\text{°C)}$

Heating rate:     $\dot{Q} = 500.0 \text{ W}$

Negligible reaction and no phase changes during heating.  
 Negligible energy added to the system by the stirrer.

Figure 11.2: Start-up of a Batch Reactor

```

3 filename=pathname+filesep()+ '1112. sci '
4 exec(filename)
5 printf(" All the values in the textbook are
   Approximated hence the values in this code differ
   from those of Textbook")
6 function [dv]=fun(t)
7     dv=(10^6)*exp(-t/100) -10^7
8 endfunction
9 [vol,err]=intg(0,60,fun) //intg is an inbuilt
   function which can calculate definite integrals
10 printf(" \n Volume at the end of 60 days=%E",vol+v0)

```

---

check Appendix [AP 1](#) for dependency:

1131.sci

### Scilab code Exa 11.3.1 Start-up of a Batch Reactor

```

1 clc

```

```
2 pathname=get_absolute_file_path('11_3_1.sce')
3 filename=pathname+filesep()+ '1131.sci '
4 exec(filename)
5 printf(" All the values in the textbook are
    Approximated hence the values in this code differ
    from those of Textbook")
6 MCv=(m1*Cv1 + m2*Cv2)*1000*4.184
7 disp(MCv)
8 tf=(T1-T2)*MCv/Qdot
9 printf(" \n Time required = %d in sec and %f in min"
    ,tf+1,tf/60)
```

---

# Appendix

## Scilab code AP 1 11.3.1.sci

```
1 m1=1.50 //kg
2 m2=3 //kg
3 Cv1=0.9 //cal/g C
4 Cv2=0.12 //cal/g C
5 Qdot=500 //W
6 T1=250 //C
7 T2=25 //C
```

---

## Scilab code AP 2 1112.sci

```
1 v0=10^9
```

---

## Scilab code AP 3 9.6.1.sci

```
1 x=0.85
2 H1= 802 //Kj/mol
3 H2= 1428 //kj/mol
4 M1=16
5 M2=30
```

---

## Scilab code AP 4 9.5.6.sci

```
1 x=0.1
2 y=0.2
3 MAcid=98.1
4 MS=32
```

```
5 MSalt=142
6 MBase=40
7 MWater=18
8 MNa=46
9 basis=1000 //g
10 T2=35
11 T1=25
12 T3=40
```

---

#### Scilab code AP 5 9.5.5.sci

```
1 disp("from tables,")
2 HfAcid= -1294 //Kj/mol
3 HfBase= -469.1 //Kj/mol
4 HfSalt= -1974 //Kj/mol
5 HfWater= -285.8 //Kj/mol
```

---

#### Scilab code AP 6 9.5.4.sci

```
1 basis=150 //mol/s
2 x=0.9
3 HinEthanol= -212.19
4 HinEthanone= -147.07
5 HoutEthanol= -216.81
6 HoutEthanone= -150.9
7 HoutHydrogen=6.595
8 NinEthanol=135
9 NinEthanone=15
10 Q=2440 //KW
```

---

#### Scilab code AP 7 9.5.2.sci

```
1 NinMethane=100 //mol
2 NinOxygen=100 //mol
3 NinNitrogen=376 //mol
4 NoutMethane=60 //mol
5 NoutOxygen=50 //mol
```

```
6 NoutNitrogen=376 //mol
7 NoutFormal=30 //mol
8 NoutCarbon=10 //mol
9 NoutWater=50 //mol
10 H1= -74.85 //Kj/mol
11 H2= 2.235 //Kj/mol
12 H3= 2.187 //Kj/mol
13 H5=3.758//Kj/mol
14 H6=3.655 //Kj/mol
15 H8= -393.5+4.75 //Kj/mol
16 H9= -241.83+4.27 //Kj/mol
17 T1=25 //C
18 T2=150 //C
```

---

**Scilab code AP 8** 9.5.1.sci

```
1 nNH3=100 //mol/s
2 nO2in=200 //mol/s
3 H1=8.470 //Kj/mol
4 H3=9.570 //Kj/mol
5 T1=25
6 T2=300
7 Hr= -904.7 //Kj/mol
```

---

**Scilab code AP 9** 9.4.1.sci

```
1 Hethane= -1559.9 //Kj/mol
2 Hethene= -1411 //Kj/mol
3 Hhydrogen= -285.84 //Kj/mol
```

---

**Scilab code AP 10** 9.3.1.sci

```
1 HCO2= -393.5 //Kj/mol
2 HH2O= -285.84 //Kj/mol
3 HC5H12= -173 //Kj/mol
```

---

**Scilab code AP 11** 9.1.2.sci



```
1 deltaHr= -420.8 //kj/mol
2 R=8.314
3 T=298 //K
```

---

**Scilab code AP 12** 9.1.1.sci

```
1 ndot=2400 //mol/s
2 Hr1= -2878 //Kj/mol
3 HvWater=44 //Kj/mol
4 HvButane=19.2 //Kj/mol
```

---

**Scilab code AP 13** 8.5.5.sci

```
1 basis=100 //lbm/h
2 Hv=728 //Btu/lbm
3 Hl=45 //Btu/lbm
4 HF=100 //Btu/lbm
5 T=120 //F
6 xF=0.30
```

---

**Scilab code AP 14** 8.5.2.sci

```
1 x=0.05
2 y=0.4
3 mdot=1000 //lbm/h
4 Hf=10 //Btu/lbm
5 Hl= -17 //Btu/lbm
6 Hv=1138 //Btu/lbm
```

---

**Scilab code AP 15** 8.5.1.sci

```
1 M1=35.6 //g/mol
2 M2=18 //g/mol
3 x=0.2
4 mdot=1000 //kg/h
5 T1=25 //C
6 T2=100 //C
7 T3=40 //C
```

---

**Scilab code AP 16** 8.4.4.sci

```
1 basis=1 //mol feed
2 x=0.684 //mole fraction Of B
3 y=0.4
```

---

**Scilab code AP 17** 8.4.3.sci

```
1 T1=337.9 //K
2 T2=473 //K
3 Tc=513.2 //K
```

---

**Scilab code AP 18** 8.4.2.sci

```
1 deltaHv=28.85 //Kj/mol at 69 C
2 T1=25 //C
3 T2=69 //C
4 Cp=0.2163 //Kj/mol C
5 V=1 //L
6 P=7 //bar
7 D=0.659 //KG/L
8 M=86.17 //Kg
9 ndot=100 //mol/h
10 T3=300 //C
```

---

**Scilab code AP 19** 8.4.1.sci

```
1 mdot=1500 //g/min
2 M=32 //g/mol
3 deltaHv=35.3 //Kj/mol
```

---

**Scilab code AP 20** 8.3.5.sci

```
1 x=0.1 //CH4
2 T1=20
3 T2=300
4 Vdot=2000 //L/min
```

---

**Scilab code AP 21** 8.3.4.sci

```
1 x=0.6
2 T1=0
3 T2=400
4 ndot=150 //mol/h
```

---

**Scilab code AP 22** 8.3.3.sci

```
1 T1=430 //C
2 T2=100 //C
3 ndot=15 //Kmol/min
```

---

**Scilab code AP 23** 8.3.2.sci

```
1 T1=20 //C
2 T2=100 //C
3 T3=90 //C
4 T4=30 //C
5 P=3 //bar
6 V=5 //L
7 R=0.08314 //L.bar/mol.K
8 T=363 //K
9 ndot=100 //mol/min
```

---

**Scilab code AP 24** 8.3.1.sci

```
1 mass=200 //kg
2 Ti=20 //C
3 Tf=150 //C
```

---

**Scilab code AP 25** 7.7.3.sci

```
1 Ws=10^6 //N.m/s
2 deltaP= -83*10^3 //N/m^2
3 g=9.81 //m/s^2
```

```
4 deltaZ= -103 //m
5 D=10^3 //kg/m^3
```

---

**Scilab code AP 26** 7.7.2.sci

```
1 deltaZ= -2.5 // ft
2 u1=0
3 D=50 //lbm/ft^3
4 F=0.80 //ft.lbf/lbm
5 V=5 //gal
6 g=32.174 //ft/s^2
7 ID=0.25 //in
```

---

**Scilab code AP 27** 7.7.1.sci

```
1 Vdot=20 //L/min
2 P2=1.01325*10^5 //atm
3 ID1=0.5 //cm
4 ID2=1 //cm
5 g=9.81 //m/s^2
6 deltaZ=50 //m
```

---

**Scilab code AP 28** 7.6.3.sci

```
1 m3=1150 //Kg/h
2 H3=2676 //KJ/Kg
3 H2=3074 //KJ/Kg
4 H1=3278 //KJ/Kg
```

---

**Scilab code AP 29** 7.6.2.sci

```
1 basis=1 //Kg/s
2 x=0.6 //ethane
3 T1=150 //K
4 T2=250 //K
5 P=5 //bar
6 Hout1=973.3 //KJ/Kg
```

```
7 Hout2=237.0 //KJ/Kg
8 Hin1=314.3 //KJ/Kg
9 Hin2=30 //KJ/Kg
```

---

**Scilab code AP 30** 7.6.1.sci

```
1 m1=120 //kg
2 m2=175 //kg
3 m3=295 //kg
4 ID=6 //cm
5 P=17 //bar
6 H1=125.7 //Kj/Kg
7 H2=271.9 //Kj/Kg
8 H3=2793 //Kj/kg
```

---

**Scilab code AP 31** 7.5.3.sci

```
1 mdot=2000 //Kg/h
2 P=10 //bar
```

---

**Scilab code AP 32** 7.5.1.sci

```
1 H0=196.23 //Btu/lbm
2 H50=202.28 //Btu/lbm
3 Pfinal=51.99 //psia
4 Pinitial=18.90 //psia
5 Vfinal=1.920 //ft^3/lbm
6 Vinitial=4.969 //ft^3/lbm
```

---

**Scilab code AP 33** 7.4.2.sci

```
1 mdot=500/3600 //Kg/s
2 u1=60 //m/s
3 u2=360 //m/s
4 deltaZ=-5 //m
5 g=9.81 //m/s^2
6 Qdot= -10^4 //Kcal/h
7 Ws=70 //KW
```

---

**Scilab code AP 34** 7.4.1.sci

```
1 U=3800 //J/mol
2 P=1 //atm
3 Vcap=24.63 //L/mol
4 ndot=250 //Kmol/h
```

---

**Scilab code AP 35** 7.2.2.sci

```
1 g=9.81 //m/s^2
2 mdot=15 //Kg/s
3 z2=20 //m
4 z1=-220 //m
```

---

**Scilab code AP 36** 7.2.1.sci

```
1 ID=2 //cm
2 Vdot=2 //m^3/h
```

---

**Scilab code AP 37** 6.7.1.sci

```
1 V=50 //L
2 P=1 //atm
3 T=34+273.2 //K
4 y=0.3
5 xF=0.001
6 R=0.08206
7 Pstar=169 //mm of Hg
8 Pmm=760 //mm of Hg
```

---

**Scilab code AP 38** 6.6.2.sci

```
1 basis=1000 //Kg of solution
2 inputxA=0.3 //Wt. fraction of acetone
3 outputxA1=0.05
4 outputxM1=0.02
```

```
5 outputxA2=0.1
6 outputxM2=0.87
```

---

**Scilab code AP 39** 6.6.1.sci

```
1 V1=200 //CC Acetone
2 x=0.1 //Wt acetone
3 V2=400 //CC chloroform
4 DA=0.792 //g/cc
5 DC=1.489 //g/cc
6 DW=1 //g/cc
```

---

**Scilab code AP 40** 6.5.4.sci

```
1 m1=5 //g of solute
2 m2=100 //g of Water
3 P=1 //atm
4 Tf=100.421 //C
5 Ti=25 //C
6 R=8.314 //J/mol.K
```

---

**Scilab code AP 41** 6.5.3.sci

```
1 basis=1 //Tonne Epsom salt produced/h
2 inputx=0.301 //Tonne MgSO4/tonne
3 outputx=0.232 //Tonne MgSO4/tonne
4 M=120.4
5 M1=246.4
```

---

**Scilab code AP 42** 6.5.2.sci

```
1 inputx=0.6
2 basis=100 //kg Feed
3 S=63 //Kg KNO3/100 Kg H2O
```

---

**Scilab code AP 43** 6.5.1.sci

```
1 basis=150 //kg feed
2 S100=0.905 //g AgNO3/g
3 S20=0.689 //g AgNO3/g
4 inputx=0.095 //kg water/kg
5 outputx=0.311 //kg water/kg
```

---

**Scilab code AP 44** 6.4.2.sci

```
1 y=0.01
2 T=30 //C
3 P=20 //atm
4 H=2.63*10^4
5 xB=0.5
```

---

**Scilab code AP 45** 6.4.1.sci

```
1 basis=100 //lb-mole/h
2 x=0.45
3 PH20=31.6 //mm of Hg
4 PS02=176 //mm of Hg
5 P=760 //mm of Hg
6 y=2
7 M1=64
8 M2=18
```

---

**Scilab code AP 46** 6.3.3.sci

```
1 T=75 +273 //K
2 P75=289 //mm of Hg
3 hr=0.3
4 Porig=825 //mm of Hg
5 PorigBar=1.1 //bar
6 Vdot=1000 //M^3/h
7 R=0.0831
```

---

**Scilab code AP 47** 6.3.2.sci



```
1 T=100+273.2 //K
2 PT=5260 //mm of Hg
3 y=0.1 //by volume
4 basis= 100 //mol of feed gas
```

---

**Scilab code AP 48** 6.3.1.sci

```
1 P=760 //mm of Hg
2 Pstar=289 //mm of Hg
```

---

**Scilab code AP 49** 6.1.1.sci

```
1 T2=15.4+273.2 //K
2 T1=7.6+273.2 //K
3 P1=40 //mm of Hg
4 P2=60 //mm of Hg
5 T=42.2+273.2 //K
6 R=8.314 //J/mol.k
```

---

**Scilab code AP 50** 5.4.3.sci

```
1 yN2=0.75
2 yH2=1-yN2
3 P=800 //atm
4 T= -70+273.2 //K
5 TcH2=33 //K
6 TcN2=126.2 //K
7 PcH2=12.8 //atm
8 PcN2=33.5 //atm
```

---

**Scilab code AP 51** 5.4.2.sci

```
1 n=100 //gm-moles
2 V=5 //ltr
3 T= -20.6 + 273.2 //K
4 Tc=126.2 //K
5 Pc=33.5 //atm
6 R=0.08206
```

---

**Scilab code AP 52** 5.4.1.sci

```
1 Vcap=50 //M^3/hr
2 P=40 //bar
3 T=300 //K
4 R=8.314
5 M=16.04 //kg/kmol
```

---

**Scilab code AP 53** 5.3.2.sci

```
1 V=2.5 //m^3
2 n=1.00 //Kmol
3 T= 300 //K
4 Tc=304.2 //K
5 Pc=72.9 //atm
6 w=0.225
7 R=0.08206
```

---

**Scilab code AP 54** 5.3.1.sci

```
1 T= -150.8 + 273.2 //k
2 Vcap= 3 /2 //L/mol
3 Tc=126.2 //k
4 Pc=33.5 //atm
5 w=0.040
```

---

**Scilab code AP 55** 5.2.5.sci

```
1 flowinA=400 //L/min
2 flowinN=419 // m^3 STP /min
3 Pfinal=6.3 //gauge
4 Tfinal=325 // C
5 Pacetone=501 //mm of Hg
6 Dacetone=791 //g/L
7 Macetone=58.08 //g
8 T1=300 //k
9 P1=1238 //mm Hg original
```

---

**Scilab code AP 56** 5.2.4.sci

```
1 //all the calculations are done in R scale
2 T2=285+460 //R
3 T1=32+460 //R
4 P2=1.30 //atm
5 P1=1 //atm
6 V1dot=3.95*10^5 //ft^3/h
```

---

**Scilab code AP 57** 5.2.3.sci

```
1 V1=10 //ft^3
2 T1=70+460 //R
3 P1=1 //atm
4 P2=2.5 //atm
5 T2=610+460 //R
```

---

**Scilab code AP 58** 5.2.2.sci

```
1 T=360+273 //Kelvin
2 P=3 //atm
3 Vdot=1100 //kg/h
4 M=58.1
```

---

**Scilab code AP 59** 5.2.1.sci

```
1 T=23+273 //kelvin
2 P=3+14.7 //psi
3 //conversion of pressure from psig to psi requires
  addition of 14.67 which is 1 atm
4 R=0.08206 //lt-atm
5 MN2=28 //molecular wt.
6 weight=100 //grams
```

---

**Scilab code AP 60** 5.1.1.sci

```
1 wtperct=0.5
2 Dwater=0.998 //g/cm^3
3 Dsulfuric=1.834 //g/cm^3
```

---

**Scilab code AP 61** 4.9.1.sci

```
1 feed=59.6 //mol/s
2 x=0.2
3 TopFlow1=48.7 //mol/s
4 outputx1=0.021
5 BottomFlow1=10.9
6 TopFlow2=48.3
7 outputx2=0.063
8 BottomFlow2=6.4
```

---

**Scilab code AP 62** 4.8.4.sci

```
1 basis=100 //mol pf product gas
2 xCO=0.015
3 xCO2=0.060
4 xO2=0.082
5 xN2=0.843
```

---

**Scilab code AP 63** 4.8.3.sci

```
1 basis=100 //mol ethane feed
2 E1=0.9
3 E2=0.25
4 excess=0.5
```

---

**Scilab code AP 64** 4.8.2.sci

```
1 basisButane=100 //mol/h butane
2 basisAir=5000 //mol/h
```

---

**Scilab code AP 65** 4.8.1.sci

```
1 xN2wet=0.6
2 xCO2wet=0.15
3 xO2wet=0.1
4 xH2O=0.15
5 basis=100 //mol Wet gas
```

---

**Scilab code AP 66** 4.7.3.sci

```
1 x0=0.996
2 basis=100 //mol combined feed to the reactor
3 inputxH2=0.7
4 single_pass=0.6
5 inputxC02=0.28
6 molI=2
7 Ix=0.004
8 final=155 //kmol/h
```

---

**Scilab code AP 67** 4.7.2.sci

```
1 E=0.95
2 basis=100 //mol
```

---

**Scilab code AP 68** 4.6.3.sci

```
1 basis=100 //mol
2 x=0.850
3 conv1=0.501
4 conv2=0.471
```

---

**Scilab code AP 69** 4.6.1.sci

```
1 basis=100 //mol
2 xP=0.1
3 xN=0.12
4 xA=0.78
5 x=0.3
```

---

**Scilab code AP 70** 4.5.2.sci

```
1 feed=4500 //kg/h
2 feedx=0.333
3 m3x=0.494
4 m5x=0.364
5 x=0.95
```

---

**Scilab code AP 71** 4.5.1.sci

```
1 x1=0.960
2 x2=0.977
3 x3=0.983
4 basis=100 //mol
```

---

**Scilab code AP 72** 4.4.2.sci

```
1 massin=100 //kg
2 M1=100 //kg
3 M2=75 //Kg
4 massout=43.1 //kg
5 inputx=0.5
6 outputxA=0.053
7 outputxM=0.016
8 m1xA=0.275
9 m1xM=0.725
10 m3xW=0.03
11 m3xA=0.09
12 m3xM=0.88
```

---

**Scilab code AP 73** 4.4.1.sci

```
1 inputMass1=100 //kg/h
2 inputMass2=30 //Kg/h
3 outputMass1=40 //Kg/h
4 outputMass2=30 //Kg/h
5 inputx1=0.5
```

```
6 inputx2=0.3
7 outputx1=0.9
8 outputx2=0.6
```

---

**Scilab code AP 74** 4.3.5.sci

```
1 inputx=0.45
2 outputx=0.95
3 basis=2000 //L/h
4 outputBasis=100 //Kmol
5 M1=78.11
6 M2=92.13
7 D=0.872
8 z=0.08
```

---

**Scilab code AP 75** 4.3.3.sci

```
1 basis=100 //kg
2 inputx=0.2
3 outputx=0.08
4 D=1 //kg/L
```

---

**Scilab code AP 76** 4.3.2.sci

```
1 basis=100 //mol
2 FinalBasis=1250 //lb-moles/h
```

---

**Scilab code AP 77** 4.3.1.sci

```
1 Vdot=20 //CC/min
2 x=0.015
3 MH20=18.02 //g
4 DH20=1 //g/CC
5 x1=0.2
```

---

**Scilab code AP 78** 4.2.4.sci

```
1 rate=0.1 //kmol/min
2 x1=0.1 //mole fraction hexane vapour
3 vol=10 //m^3
4 d=0.659 //kg/L
5 M=86.2 //Kg/kmol
```

---

**Scilab code AP 79** 4.2.3.sci

```
1 m1=200 //g
2 m2=150 //g
3 x1=0.4 //methanol/g
4 x2=0.7 //methanol/g
```

---

**Scilab code AP 80** 4.2.2.sci

```
1 inputBenzene=500 //kg/h
2 inputToluene=500 //kg/h
3 UpStreamBenzene=450 //kg/h
4 DownStreamToluene=475 //kg/h
```

---

**Scilab code AP 81** 4.2.1.sci

```
1 input=50000 //ppl/yr
2 generation=22000 //ppl/yr
3 consumption=19000 //ppl/yr
4 output=75000 //ppl/yr
```

---

**Scilab code AP 82** 3.5.2.sci

```
1 T1=20 //F
2 T2=80 //F
```

---

**Scilab code AP 83** 3.4.2.sci

```
1 P0=10.4*1.013*10^5 /10.33 //m H2O
2 D=1000 //kg/m^3
3 g=9.807 //m/s^2
4 h=30 //m
```



---

**Scilab code AP 84** 3.4.1.sci

```
1 Pressure=2.00*10^5
```

---

**Scilab code AP 85** 3.3.5.sci

```
1 conc=0.5 //molar
2 rate=1.25 //m^3/min
3 D=1.03 //no units
4 M=98
```

---

**Scilab code AP 86** 3.3.4.sci

```
1 yN2=0.79
2 MN2=28
3 M02=32
4 xN2=0.767
```

---

**Scilab code AP 87** 3.3.3.sci

```
1 //let the total mass be 100
2 massO2=16
3 massCO=4
4 massCO2=17
5 massN2=63
6 M02=32
7 MCO=28
8 MCO2=44
9 MN2=28
```

---

**Scilab code AP 88** 3.3.2.sci

```
1 xA=0.15 //mass fraction
2 yB=0.20 //mole fraction
3 mass=175 //kg of solution
4 flowrate1=53 //lbm/h
```

```
5 flowrate2=1000 //mol/min
6 massofA=300 //lbm
7 molarB=28 //kmolB/s
```

---

**Scilab code AP 89** 3.3.1.sci

```
1 mass=100 //g of CO2
2 M=44.01 //molecular weight
```

---

**Scilab code AP 90** 3.1.2.sci

```
1 T1=20 // C
2 T2=100 // C
3 Vat20=0.560 //ft^3
4 D=0.0208333 //ft
```

---

**Scilab code AP 91** 3.1.1.sci

```
1 mass=215 //kg
```

---

**Scilab code AP 92** 2.7.2.sci

```
1 T=[10 20 40 80]
2 M=[14.76 20.14 27.73 38.47]
3 sqrtT=sqrt(T);
```

---

**Scilab code AP 93** 2.7.1.sci

```
1 x=[10 30 50 70 90]
2 y=[20 52.1 84.6 118.3 151.0]
```

---

**Scilab code AP 94** 2.5.2.sci

```
1 //the badbatches per week are taken as elements of a
  vector y
2 y=[17 27 18 18 23 19 18 21 20 19 21 18]
```

---

**Scilab code AP 95** 2.4.1.sci

```
1 density=62.4 //lbm/ft^3
2 volume=2 //ft^3
```

---

**Scilab code AP 96** 2.3.1.sci

```
1 Initial=23 //lb.ft/min^2
```

---

**Scilab code AP 97** 2.2.1.sci

```
1 AcclInitial=1 //cm/s^2
```

---