

Scilab Textbook Companion for
Elementary Principles Of Chemical Processes
by R. M. Felder And R. W. Rousseau¹

Created by
Chaitanya Potti
CL 152
Chemical Engineering
IIT bombay
College Teacher
Student Of Iit Bombay
Cross-Checked by

August 10, 2013

¹Funded by a grant from the National Mission on Education through ICT, <http://spoken-tutorial.org/NMEICT-Intro>. This Textbook Companion and Scilab codes written in it can be downloaded from the "Textbook Companion Project" section at the website <http://scilab.in>

Book Description

Title: Elementary Principles Of Chemical Processes

Author: R. M. Felder And R. W. Rousseau

Publisher: Wiley India Pvt. Ltd., New Delhi.

Edition: 3

Year: 2010

ISBN: 978-81-265-1582-0

Scilab numbering policy used in this document and the relation to the above book.

Exa Example (Solved example)

Eqn Equation (Particular equation of the above book)

AP Appendix to Example(Scilab Code that is an Appednix to a particular Example of the above book)

For example, Exa 3.51 means solved example 3.51 of this book. Sec 2.3 means a scilab code whose theory is explained in Section 2.3 of the book.

Contents

List of Scilab Codes	4
2 Introduction To Engineering Calculations	13
3 Processes and Process Variables	20
4 Fundamentals Of Material Balances	30
5 Single Phase Systems	62
6 Multiphase Systems	72
7 Energy And Energy Balances	89
8 Balances On Nonreactive Processes	101
9 Balances On Reactive Processes	115
11 Balances on Transient Processes	129

List of Scilab Codes

Exa 2.2.1	chapter 2 example 1	13
Exa 2.3.1	chapter 2 example 2	14
Exa 2.4.1	chapter 2 example 3	15
Exa 2.5.2	chapter 2 example 4	16
Exa 2.7.1	chapter 2 example 5	17
Exa 2.7.2	chapter 2 example 6	19
Exa 3.1.1	chapter 3 example 1	20
Exa 3.1.2	chapter 3 example 2	21
Exa 3.3.1	chapter 3 example 3	22
Exa 3.3.2	chapter 3 example 4	24
Exa 3.3.3	chapter 3 example 5	24
Exa 3.3.4	chapter 3 example 6	26
Exa 3.3.5	chapter 3 example 7	26
Exa 3.4.1	chapter 3 example 8	27
Exa 3.4.2	chapter 3 example 9	28
Exa 3.5.2	chapter 3 example 10	28
Exa 4.2.1	chapter 4 example 1	30
Exa 4.2.2	chapter 4 example 2	31
Exa 4.2.3	chapter 4 example 3	32
Exa 4.2.4	chapter 4 example 4	33
Exa 4.3.1	chapter 4 example 5	34
Exa 4.3.2	chapter 4 example 6	35
Exa 4.3.3	chapter 4 example 7	37
Exa 4.3.5	chapter 4 example 8	37
Exa 4.4.1	chapter 4 example 9	39
Exa 4.4.2	chapter 4 example 10	42
Exa 4.5.1	chapter 4 example 11	43
Exa 4.5.2	chapter 4 example 12	46

Exa 4.6.1	chapter 4 example 13	47
Exa 4.6.3	chapter 4 example 14	49
Exa 4.7.2	chapter 4 example 15	50
Exa 4.7.3	chapter 4 example 16	52
Exa 4.8.1	chapter 4 example 17	54
Exa 4.8.2	chapter 4 example 18	55
Exa 4.8.3	chapter 4 example 19	56
Exa 4.8.4	chapter 4 example 20	58
Exa 4.9.1	chapter 4 example 21	59
Exa 5.1.1	chapter 5 example 1	62
Exa 5.2.1	chapter 5 example 2	63
Exa 5.2.2	chapter 5 example 3	64
Exa 5.2.3	chapter 5 example 4	64
Exa 5.2.4	chapter 5 example 5	65
Exa 5.2.5	chapter 5 example 6	66
Exa 5.3.1	chapter 5 example 7	67
Exa 5.3.2	chapter 5 example 8	68
Exa 5.4.1	chapter 5 example 9	69
Exa 5.4.2	chapter 5 example 10	70
Exa 5.4.3	chapter 5 example 11	71
Exa 6.1.1	chapter 6 example 1	72
Exa 6.3.1	chapter 6 example 2	73
Exa 6.3.2	chapter 6 example 3	74
Exa 6.3.3	chapter 6 example 4	75
Exa 6.4.1	chapter 6 example 5	76
Exa 6.4.2	chapter 6 example 6	78
Exa 6.5.1	chapter 6 example 7	79
Exa 6.5.2	chapter 6 example 8	80
Exa 6.5.3	chapter 6 example 9	82
Exa 6.5.4	chapter 6 example 10	83
Exa 6.6.1	chapter 6 example 11	84
Exa 6.6.2	chapter 6 example 12	85
Exa 6.7.1	chapter 6 example 13	86
Exa 7.2.1	chapter 7 example 1	89
Exa 7.2.2	chapter 7 example 2	90
Exa 7.4.1	chapter 7 example 3	90
Exa 7.4.2	chapter 7 example 4	92
Exa 7.5.1	chapter 7 example 5	92

Exa 7.5.3	chapter 7 example 6	93
Exa 7.6.1	chapter 7 example 7	94
Exa 7.6.2	chapter 7 example 8	95
Exa 7.6.3	chapter 7 example 9	96
Exa 7.7.1	chapter 7 example 10	97
Exa 7.7.2	chapter 7 example 11	98
Exa 7.7.3	chapter 7 example 12	99
Exa 8.3.1	chapter 8 example 1	101
Exa 8.3.2	chapter 8 example 2	102
Exa 8.3.3	chapter 8 example 3	103
Exa 8.3.4	chapter 8 example 4	104
Exa 8.3.5	chapter 8 example 5	105
Exa 8.4.1	chapter 8 example 6	106
Exa 8.4.2	chapter 8 example 7	108
Exa 8.4.3	chapter 8 example 8	109
Exa 8.4.4	chapter 8 example 9	109
Exa 8.5.1	chapter 8 example 10	111
Exa 8.5.2	chapter 8 example 11	112
Exa 8.5.5	chapter 8 example 12	113
Exa 9.1.1	chapter 9 example 1	115
Exa 9.1.2	chapter 9 example 2	116
Exa 9.3.1	chapter 9 example 3	117
Exa 9.4.1	chapter 9 example 4	118
Exa 9.5.1	chapter 9 example 5	118
Exa 9.5.2	chapter 9 example 6	120
Exa 9.5.4	chapter 9 example 7	122
Exa 9.5.5	chapter 9 example 8	125
Exa 9.5.6	chapter 9 example 9	126
Exa 9.6.1	chapter 9 example 10	127
Exa 11.1.2	chapter 11 example 1	129
Exa 11.3.1	chapter 11 example 2	130
AP 1	11.3.1.sci	132
AP 2	1112.sci	132
AP 3	9.6.1.sci	132
AP 4	9.5.6.sci	132
AP 5	9.5.5.sci	133
AP 6	9.5.4.sci	133
AP 7	9.5.2.sci	133

AP 8	9.5.1.sci	134
AP 9	9.4.1.sci	134
AP 10	9.3.1.sci	134
AP 11	9.1.2.sci	134
AP 12	9.1.1.sci	135
AP 13	8.5.5.sci	135
AP 14	8.5.2.sci	135
AP 15	8.5.1.sci	135
AP 16	8.4.4.sci	136
AP 17	8.4.3.sci	136
AP 18	8.4.2.sci	136
AP 19	8.4.1.sci	136
AP 20	8.3.5.sci	136
AP 21	8.3.4.sci	137
AP 22	8.3.3.sci	137
AP 23	8.3.2.sci	137
AP 24	8.3.1.sci	137
AP 25	7.7.3.sci	137
AP 26	7.7.2.sci	138
AP 27	771.sci	138
AP 28	7.6.3.sci	138
AP 29	7.6.2.sci	138
AP 30	7.6.1.sci	139
AP 31	7.5.3.sci	139
AP 32	7.5.1.sci	139
AP 33	7.4.2.sci	139
AP 34	7.4.1.sci	140
AP 35	7.2.2.sci	140
AP 36	7.2.1.sci	140
AP 37	6.7.1.sci	140
AP 38	6.6.2.sci	140
AP 39	6.6.1.sci	141
AP 40	6.5.4.sci	141
AP 41	6.5.3.sci	141
AP 42	6.5.2.sci	141
AP 43	6.5.1.sci	141
AP 44	6.4.2.sci	142
AP 45	6.4.1.sci	142

AP 46	6.3.3.sci	142
AP 47	6.3.2.sci	142
AP 48	6.3.1.sci	143
AP 49	6.1.1.sci	143
AP 50	5.4.3.sci	143
AP 51	5.4.2.sci	143
AP 52	5.4.1.sci	144
AP 53	5.3.2.sci	144
AP 54	5.3.1.sci	144
AP 55	5.2.5.sci	144
AP 56	5.2.4.sci	145
AP 57	5.2.3.sci	145
AP 58	5.2.2.sci	145
AP 59	5.2.1.sci	145
AP 60	5.1.1.sci	145
AP 61	4.9.1.sci	146
AP 62	4.8.4.sci	146
AP 63	4.8.3.sci	146
AP 64	4.8.2.sci	146
AP 65	4.8.1.sci	146
AP 66	4.7.3.sci	147
AP 67	4.7.2.sci	147
AP 68	4.6.3.sci	147
AP 69	4.6.1.sci	147
AP 70	4.5.2.sci	148
AP 71	4.5.1.sci	148
AP 72	4.4.2.sci	148
AP 73	4.4.1.sci	148
AP 74	4.3.5.sci	149
AP 75	4.3.3.sci	149
AP 76	4.3.2.sci	149
AP 77	4.3.1.sci	149
AP 78	4.2.4.sci	149
AP 79	4.2.3.sci	150
AP 80	4.2.2.sci	150
AP 81	4.2.1.sci	150
AP 82	3.5.2.sci	150
AP 83	3.4.2.sci	150

AP 84	3.4.1.sci	151
AP 85	3.3.5.sci	151
AP 86	3.3.4.sci	151
AP 87	3.3.3.sci	151
AP 88	3.3.2.sci	151
AP 89	3.3.1.sci	152
AP 90	3.1.2.sci	152
AP 91	3.1.1.sci	152
AP 92	2.7.2.sci	152
AP 93	2.7.1.sci	152
AP 94	2.5.2.sci	152
AP 95	2.4.1.sci	153
AP 96	2.3.1.sci	153
AP 97	2.2.1.sci	153

List of Figures

2.1	chapter 2 example 1	14
2.2	chapter 2 example 2	15
2.3	chapter 2 example 3	15
2.4	chapter 2 example 4	16
2.5	chapter 2 example 5	17
2.6	chapter 2 example 6	18
3.1	chapter 3 example 1	21
3.2	chapter 3 example 2	22
3.3	chapter 3 example 3	23
3.4	chapter 3 example 4	24
3.5	chapter 3 example 5	25
3.6	chapter 3 example 6	25
3.7	chapter 3 example 7	26
3.8	chapter 3 example 8	27
3.9	chapter 3 example 9	28
3.10	chapter 3 example 10	28
4.1	chapter 4 example 1	30
4.2	chapter 4 example 2	31
4.3	chapter 4 example 3	32
4.4	chapter 4 example 4	33
4.5	chapter 4 example 5	34
4.6	chapter 4 example 6	35
4.7	chapter 4 example 7	36
4.8	chapter 4 example 8	38
4.9	chapter 4 example 9	40
4.10	chapter 4 example 10	41
4.11	chapter 4 example 11	44

4.12	chapter 4 example 12	45
4.13	chapter 4 example 13	47
4.14	chapter 4 example 14	49
4.15	chapter 4 example 15	50
4.16	chapter 4 example 16	52
4.17	chapter 4 example 17	54
4.18	chapter 4 example 18	55
4.19	chapter 4 example 19	56
4.20	chapter 4 example 20	58
4.21	chapter 4 example 21	60
5.1	chapter 5 example 1	62
5.2	chapter 5 example 2	63
5.3	chapter 5 example 3	64
5.4	chapter 5 example 4	65
5.5	chapter 5 example 5	65
5.6	chapter 5 example 6	66
5.7	chapter 5 example 7	67
5.8	chapter 5 example 8	68
5.9	chapter 5 example 9	69
5.10	chapter 5 example 10	70
5.11	chapter 5 example 11	71
6.1	chapter 6 example 1	72
6.2	chapter 6 example 2	73
6.3	chapter 6 example 3	74
6.4	chapter 6 example 4	75
6.5	chapter 6 example 5	77
6.6	chapter 6 example 6	78
6.7	chapter 6 example 7	79
6.8	chapter 6 example 8	81
6.9	chapter 6 example 9	82
6.10	chapter 6 example 10	83
6.11	chapter 6 example 11	84
6.12	chapter 6 example 12	85
6.13	chapter 6 example 13	87
7.1	chapter 7 example 1	89

7.2	chapter 7 example 2	90
7.3	chapter 7 example 3	91
7.4	chapter 7 example 4	91
7.5	chapter 7 example 5	92
7.6	chapter 7 example 6	93
7.7	chapter 7 example 7	94
7.8	chapter 7 example 8	95
7.9	chapter 7 example 9	96
7.10	chapter 7 example 10	97
7.11	chapter 7 example 11	98
7.12	chapter 7 example 12	99
8.1	chapter 8 example 1	101
8.2	chapter 8 example 2	102
8.3	chapter 8 example 3	103
8.4	chapter 8 example 4	104
8.5	chapter 8 example 5	105
8.6	chapter 8 example 6	106
8.7	chapter 8 example 7	107
8.8	chapter 8 example 8	108
8.9	chapter 8 example 9	110
8.10	chapter 8 example 10	111
8.11	chapter 8 example 11	112
8.12	chapter 8 example 12	113
9.1	chapter 9 example 1	116
9.2	chapter 9 example 2	116
9.3	chapter 9 example 3	117
9.4	chapter 9 example 4	118
9.5	chapter 9 example 5	119
9.6	chapter 9 example 6	121
9.7	chapter 9 example 7	123
9.8	chapter 9 example 8	124
9.9	chapter 9 example 9	125
9.10	chapter 9 example 10	127
11.1	chapter 11 example 1	129
11.2	chapter 11 example 2	130

Chapter 2

Introduction To Engineering Calculations

check Appendix [AP 97](#) for dependency:

221.sci

Scilab code Exa 2.2.1 chapter 2 example 1

```
1 clc
2 pathname=get_absolute_file_path('2_2_1.sce')
3 filename=pathname+filesep()+ '221.sci '
4 exec(filename)
5 printf(" All the values in the textbook are
        Approximated hence the values in this code differ
        from those of Textbook")
6 AcclFinal=AcclInitial*((3600*24*365)^2)/10^5;
7 //the calculations involved are the conversion
  factors
8 printf(" \n final acceleration=%E Km/Yr^2",AcclFinal
  )
```

Convert an acceleration of 1 cm/s^2 to its equivalent in km/yr^2 .

Figure 2.1: chapter 2 example 1

check Appendix [AP 96](#) for dependency:

231.sci

Scilab code Exa 2.3.1 chapter 2 example 2

```
1 clc
2 //this program is used to convert lb.ft/min^2 to kg.
   cm/s^2
3 pathname=get_absolute_file_path('2_3_1.sce')
4 filename=pathname+filesep()+ '231.sci'
5 exec(filename)
6 Final=Initial*0.453593*100/(3.281*60*60)
7 //the calculations involved are conversion factors
8 disp(" final=")
9 disp(Final); disp(" kg.cm/s^2")
```

Convert $23 \text{ lb}_m \cdot \text{ft}/\text{min}^2$ to its equivalent in $\text{kg} \cdot \text{cm}/\text{s}^2$.

Figure 2.2: chapter 2 example 2

Water has a density of $62.4 \text{ lb}_m/\text{ft}^3$. How much does 2.000 ft^3 of water weigh (1) at sea level and 45° latitude and (2) in Denver, Colorado, where the altitude is 5374 ft and the gravitational acceleration is $32.139 \text{ ft}/\text{s}^2$?

Figure 2.3: chapter 2 example 3

check Appendix [AP 95](#) for dependency:

241.sci

Scilab code Exa 2.4.1 chapter 2 example 3

```
1 clc
2 //this program is used to calculate weight of water
   at different places
3 pathname=get_absolute_file_path('2_4_1.sce')
4 filename=pathname+filesep()+ '241.sci'
5 exec(filename)
6 mass=volume*density;
```

Five hundred batches of a pigment are produced each week. In the plant's quality assurance (QA) program, each batch is subjected to a precise color analysis test. If a batch does not pass the test, it is rejected and sent back for reformulation.

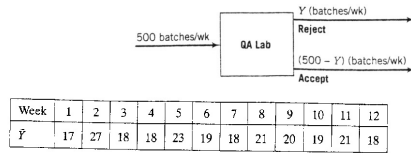


Figure 2.4: chapter 2 example 4

```

7 printf("mass of the water = volume x density=%f lbm"
      ,mass)
8 printf(" \n At sealevel , g=32.174 ft/s^2")
9 g=32.174;
10 weight=mass*g/32.174;
11 printf(" \n weight at sealevel= %f lbf \n",weight)
12 printf(" \n At denver , g=32.139 ft/s^2")
13 g=32.139;
14 weight=mass*g/32.174;
15 printf("\n weight at denver= %f lbf",weight)
16 //the division with 32.174 is to convert lbf/ft/s^2
    to lbf

```

check Appendix [AP 94](#) for dependency:

252.sci

Scilab code Exa 2.5.2 chapter 2 example 4

```

1 clc
2 pathname=get_absolute_file_path('2_5_2.sce')
3 filename=pathname+filesep()+ '252.sci'
4 exec(filename)
5 //Here We used standard library functions mean and
    st_deviation

```

Rotameter calibration data (flow rate versus rotameter reading) are as follows:

Flow Rate \dot{V} (L/min)	Rotameter Reading R
20.0	10
52.1	30
84.6	50
118.3	70
151.0	90

1. Draw a calibration curve and determine an equation for $\dot{V}(R)$.
2. Calculate the flow rate that corresponds to a rotameter reading of 36.

Figure 2.5: chapter 2 example 5

```
6 ybar=mean(y);
7 sy=st_deviation(y);
8 defaultvalue=ybar+3*sy+1;
9 printf("the maximum allowed value of y i.e. bad
  batches in a week is %d \n", defaultvalue)
10 disp("in case of 2 standard deviations");
11 defaultvalue=ybar+2*sy+1;
12 printf("the limiting value of y i.e. bad batches in
  a week is %d", defaultvalue)
```

check Appendix [AP 93](#) for dependency:

271.sci

Scilab code Exa 2.7.1 chapter 2 example 5

```
1 clc
2 pathname=get_absolute_file_path('2_7_1.sce')
3 filename=pathname+filesep()+ '271.sci '
4 exec(filename)
5 //this program uses least squares fit to solve for
  slope and intercept.
```

A mass flow rate \dot{m} (g/s) is measured as a function of temperature T (°C).

T	10	20	40	80
\dot{m}	14.76	20.14	27.73	38.47

There is reason to believe that \dot{m} varies linearly with the square root of T :

$$\dot{m} = aT^{1/2} + b$$

Use a straight-line plot to verify this formula and determine a and b .

Figure 2.6: chapter 2 example 6

```

6 //hence the value differs from textbook a bit.
7 sx=sum(x);sx2=sum(x^2);sy=sum(y);sxy=sum(x.*y);n=
  length(x);
8 A=[sx,n;sx2,sx];B=[sy;sxy];p=A\B;
9 m=p(1,1);b=p(2,1);
10 clf()
11 xtitle('2.7_1.sce','Vdot(L/min)','R','boxed')
12 plot2d(x,y,style=3)
13 disp("in case 2, R=36")
14 R=36;
15 V=m*R+b;
16 printf("then V=%f",V);

```

check Appendix [AP 92](#) for dependency:

272.sci

Scilab code Exa 2.7.2 chapter 2 example 6

```
1  clc
2  pathname=get_absolute_file_path('2_7_2.sce')
3  filename=pathname+filesep()+ '272.sci'
4  exec(filename)
5  disp(sqrtT);
6  sx=sum(sqrtT); sx2=sum(T); sy=sum(M); sxy=sum(sqrtT.*M)
   ;n=length(T);
7  A=[sx,n;sx2,sx]; B=[sy;sxy]; p=A\B;
8  a=p(1,1);b=p(2,1);
9  clf()
10 xtitle('2.7.2.sce','T1/2','mdot','boxed')
11 plot2d(sqrtT,M,style=3);
12 printf(" slope=%f",a);
13 printf("\n intercept=%f",b);
```

Chapter 3

Processes and Process Variables

check Appendix [AP 91](#) for dependency:

311.sci

Scilab code Exa 3.1.1 chapter 3 example 1

```
1  clc
2  pathname=get_absolute_file_path('3_1_1.sce')
3  filename=pathname+filesep()+ '311.sci '
4  exec(filename)
5  density=13.546*62.43
6  printf("density of mercury=%f lbm/ft^3",density);
7  //the multiplication factor is to convert density
   from gm/cc to lbm/ft^3.
8  volume=mass/(.454*density) ; //ft^3
9  //the division by 0.454 is to convert mass in kg to
   lbm.
10 printf(" \n The volume of %d kg of mercury is %f ft
    ^3",mass ,volume)
```

Calculate the density of mercury in lb_m/ft^3 from a tabulated specific gravity, and calculate the volume in ft^3 occupied by 215 kg of mercury.

Figure 3.1: chapter 3 example 1

check Appendix [AP 90](#) for dependency:

312.sci

Scilab code Exa 3.1.2 chapter 3 example 2

```
1 clc
2 pathname=get_absolute_file_path('3_1_2.sce')
3 filename=pathname+filesep()+ '312.sci '
4 exec(filename)
5 disp("we know that  $V(T)=V_0[1+0.18182 \times 10^{(-3)} \times T$ 
       $+0.0078 \times 10^{(-6)} \times T \times T]$ ")
6  $Vat0=Vat20/(1+0.18182 \times 10^{(-3)} \times T1 +0.0078 \times 10^{(-6)} \times T1 \times$ 
       $T1)$ 
7 //the function is defined with the variable as
   temperature
```

In Example 3.1-1, 215 kg of mercury was found to occupy 0.560 ft³ at 20°C. (1) What volume would the mercury occupy at 100°C? (2) Suppose the mercury is contained in a cylinder having a diameter of 0.25 in. What change in height would be observed as the mercury is heated from 20°C to 100°C?

$$V(T) = V_0 \left(1 + 0.18182 \times 10^{-3} T + 0.0078 \times 10^{-6} T^2 \right)$$

Figure 3.2: chapter 3 example 2

```

8  function [volume]=volume(T)
9      volume=Vat0*(1+0.18182*10^(-3)*T +0.0078*10^(-6)
      *T*T);
10  endfunction
11  printf("  vat20=%f",volume(T1))
12  printf(" \n vat100=%f",volume(T2))
13  change=((volume(T2))-(volume(T1)))*4/(%pi*D*D)
14  printf(" \n change in the height of mercury level=
      %f ft",change)
15  //the answer is a bit different due to rounding off
      of volume(T2) in textbook

```

check Appendix [AP 89](#) for dependency:

331.sci

Scilab code Exa 3.3.1 chapter 3 example 3

How many of each of the following are contained in 100.0 g of CO₂ ($M = 44.01$)? (1) mol CO₂; (2) lb-moles CO₂; (3) mol C; (4) mol O; (5) mol O₂; (6) g O; (7) g O₂; (8) molecules of CO₂.

Figure 3.3: chapter 3 example 3

```
1  clc
2  pathname=get_absolute_file_path('3_3_1.sce')
3  filename=pathname+filesep()+ '331.sci'
4  exec(filename)
5  moles=mass/M
6  printf("\n no. of moles=%f",moles)
7  lbmole=moles/453.6
8  printf("\n no. of lb moles=%f",lbmole)
9  Cmoles=moles
10 printf("\n no. of moles of carbon=%f",Cmoles)
11 Omoles=2*moles
12 printf("\n no. of moles of oxygen=%f",Omoles)
13 O2moles=moles
14 printf("\n no. of moles of dioxygen=%f",O2moles)
15 gramsO=Omoles*16
16 printf("\n no. of grams of oxygen=%f",gramsO)
17 gramsO2=O2moles*32
18 printf("\n no. of grams of oxygen=%f",gramsO2)
19 moleculesCO2=moles*6.02*10^(23)
20 printf("\n no. of molecules of CO2 = %E",moleculesCO2
    )
```

check Appendix [AP 88](#) for dependency:

332.sci

A solution contains 15% A by mass ($x_A = 0.15$) and 20 mole% B ($y_B = 0.20$).

Figure 3.4: chapter 3 example 4

Scilab code Exa 3.3.2 chapter 3 example 4

```
1 clc
2 pathname=get_absolute_file_path('3_3_2.sce')
3 filename=pathname+filesep()+ '332.sci'
4 exec(filename)
5 massA=mass*xA
6 printf(" \n Mass of A in %d kg of solution = %f kg A
   ",mass,massA)
7 flowrateA=flowrate1*xA
8 printf(" \n Mass flow rate of A in a stream flowing
   at %d lbm/h =%f lbm A/h",flowrate1,flowrateA)
9 flowrateB=flowrate2*yB
10 printf(" \n Molar flowrate of B in a stream flowing
   at %d mol/min = %f molB/min",flowrate2,flowrateB)
11 Totalflowrate=molarB/yB
12 printf(" \n Total flow rate of a solution with %d
   kmolB/s=%f",molarB,Totalflowrate)
13 MassSolution=massofA/xA
14 printf(" \n Mass of solution that contains %d lbm of
   A = %f",massofA,MassSolution)
```

check Appendix [AP 87](#) for dependency:

333.sci

Scilab code Exa 3.3.3 chapter 3 example 5

A mixture of gases has the following composition by mass:

O ₂	16%	($x_{\text{O}_2} = 0.16$ g O ₂ /g total)
CO	4.0%	
CO ₂	17%	
N ₂	63%	

What is the molar composition?

Figure 3.5: chapter 3 example 5

Calculate the average molecular weight of air (1) from its approximate molar composition of 79% N₂, 21% O₂ and (2) from its approximate composition by mass of 76.7% N₂, 23.3% O₂.

Figure 3.6: chapter 3 example 6

```
1  clc
2  pathname=get_absolute_file_path('3_3_3.sce')
3  filename=pathname+filesep()+ '333.sci'
4  exec(filename)
5  molO2=massO2/MO2
6  molCO=massCO/MCO
7  molCO2=massCO2/MCO2
8  molN2=massN2/MN2
9  TotalMol=molO2+molCO+molCO2+molN2
10 printf("\n molefraction of O2=%f",molO2/TotalMol)
11 printf("\n molefraction of CO=%f",molCO/TotalMol)
12 printf("\n molefraction of CO2=%f",molCO2/TotalMol)
13 printf("\n molefraction of N2=%f",molN2/TotalMol)
```

check Appendix [AP 86](#) for dependency:

334.sci

A 0.50-molar aqueous solution of sulfuric acid flows into a process unit at a rate of 1.25 m³/min. The specific gravity of the solution is 1.03. Calculate (1) the mass concentration of H₂SO₄ in kg/m³, (2) the mass flow rate of H₂SO₄ in kg/s, and (3) the mass fraction of H₂SO₄.

Figure 3.7: chapter 3 example 7

Scilab code Exa 3.3.4 chapter 3 example 6

```
1 clc
2 pathname=get_absolute_file_path('3_3_4.sce')
3 filename=pathname+filesep()+ '334.sci'
4 exec(filename)
5 Mbar=yN2*MN2+(1-yN2)*M02
6 printf("\n average molecular weight of air from
   molar composition=%f",Mbar)
7 InvMbar=xN2/28 + (1-xN2)/32
8 printf("\n average molecular weight of air from
   mass composition=%f",1/InvMbar)
```

check Appendix [AP 85](#) for dependency:

335.sci

Scilab code Exa 3.3.5 chapter 3 example 7

```
1 clc
2 pathname=get_absolute_file_path('3_3_5.sce')
3 filename=pathname+filesep()+ '335.sci'
4 exec(filename)
5 mass_conc=conc*98
```

Express a pressure of 2.00×10^5 Pa in terms of mm Hg.

Figure 3.8: chapter 3 example 8

```
6 printf("mass concentration of sulfuric acid=%f kg/m
   ^3",mass_conc)
7 mass_flowrate=rate*mass_conc/60
8 printf(" \n Mass flow rate of sulfuric acid=%f kg/s"
   ,mass_flowrate)
9 massfraction=1/(rate*D*1000/60)
10 printf(" \n Mass fraction of sulfuric acid=%f",
   massfraction)
```

check Appendix [AP 84](#) for dependency:

341.sci

Scilab code Exa 3.4.1 chapter 3 example 8

```
1 clc
2 pathname=get_absolute_file_path('3_4_1.sce')
3 filename=pathname+filesep()+ '3_4_1.sci'
4 exec(filename)
5 Pressure=Pressure*1000/(13600*9.807)
6 printf(" Pressure =%E mm of Hg",Pressure)
```

check Appendix [AP 83](#) for dependency:

342.sci

What is the pressure 30.0 m below the surface of a lake? Atmospheric pressure (the pressure at the surface) is 10.4 m H₂O, and the density of water is 1000.0 kg/m³. Assume that g is 9.807 m/s².

Figure 3.9: chapter 3 example 9

Consider the interval from 20°F to 80°F.

1. Calculate the equivalent temperatures in °C and the interval between them.
2. Calculate directly the interval in °C between the temperatures.

Figure 3.10: chapter 3 example 10

Scilab code Exa 3.4.2 chapter 3 example 9

```
1 clc
2 pathname=get_absolute_file_path('3_4_2.sce')
3 filename=pathname+filesep()+ '342.sci'
4 exec(filename)
5 Ph=P0+D*g*h
6 printf(" Pressure at the bottom of the lake=%E N/m^2"
,Ph)
```

check Appendix [AP 82](#) for dependency:

352.sci

Scilab code Exa 3.5.2 chapter 3 example 10

```
1 clc
2 pathname=get_absolute_file_path('3_5_2.sce')
3 filename=pathname+filesep()+ '352.sci'
4 exec(filename)
5 //In this code I used a function to achieve the
  conversion
```

```
6 function [centigrade]=conversion(fahrenheit)
7     centigrade=(fahrenheit-32)/1.8
8 endfunction
9 difference=conversion(80)-conversion(20)
10 printf("Equivalent temperature of %d-%d temperature
    in C =%f",T2,T1,difference)
11 deltaTF=T2-T1
12 deltaTC=deltaTF/1.8
13 printf(" \n By second method, result=%f",deltaTC)
```

Chapter 4

Fundamentals Of Material Balances

check Appendix [AP 81](#) for dependency:

```
421.sci
```

Scilab code Exa 4.2.1 chapter 4 example 1

```
1 clc
2 pathname=get_absolute_file_path('4_2_1.sce')
3 filename=pathname+filesep()+ '421.sci '
4 exec(filename)
5 printf("All the values in the textbook are
    Approximated hence the values in this code differ
    from those of Textbook")
```

Each year 50,000 people move into a city, 75,000 people move out, 22,000 are born, and 19,000 die.
Write a balance on the population of the city.

Figure 4.1: chapter 4 example 1

One thousand kilograms per hour of a mixture of benzene (B) and toluene (T) containing 50% benzene by mass is separated by distillation into two fractions. The mass flow rate of benzene in the top stream is 450 kg B/h and that of toluene in the bottom stream is 475 kg T/h. The operation is at steady state. Write balances on benzene and toluene to calculate the unknown component flow rates in the output streams.

The process can be depicted schematically as follows:

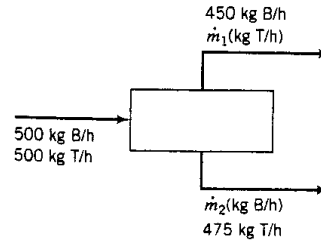


Figure 4.2: chapter 4 example 2

```

6 accumulation = input+generation-output-consumption
7 disp(" We know that accumulation=input+generation -
  output-consumption")
8 printf(" Hence, Each year population decreases by %d
  people" ,-accumulation)

```

check Appendix [AP 80](#) for dependency:

422.sci

Scilab code Exa 4.2.2 chapter 4 example 2

```

1 clc
2 pathname=get_absolute_file_path('4_2_2.sce')
3 filename=pathname+filesep()+ '422.sci'
4 exec(filename)
5 printf("All the values in the textbook are
  Approximated hence the values in this code differ
  from those of Textbook")

```

Two methanol–water mixtures are contained in separate flasks. The first mixture contains 40.0 wt% methanol, and the second contains 70.0 wt% methanol. If 200 g of the first mixture is combined with 150 g of the second, what are the mass and composition of the product?

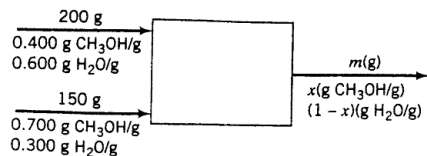


Figure 4.3: chapter 4 example 3

```

6 disp("Using benzene balance,")
7 m2dot=inputBenzene-UpStreamBenzene
8 printf(" m2dot=%d kg/h",m2dot)
9 disp("Using Toluene balance")
10 m1dot=inputToluene-DownStreamToluene
11 printf(" m1dot= %d kg/h",m1dot)
12 disp("To check we can perform Overall mass balance")

```

check Appendix [AP 79](#) for dependency:

423.sci

Scilab code Exa 4.2.3 chapter 4 example 3

```

1 clc
2 pathname=get_absolute_file_path('4_2_3.sce')
3 filename=pathname+filesep()+ '423.sci'
4 exec(filename)
5 printf(" All the values in the textbook are
        Approximated hence the values in this code differ
        from those of Textbook")
6 m=m1+m2
7 printf(" \n Total mass after mixing m=%d g",m)

```

Air is bubbled through a drum of liquid hexane at a rate of 0.100 kmol/min. The gas stream leaving the drum contains 10.0 mole% hexane vapor. Air may be considered insoluble in liquid hexane. Use an integral balance to estimate the time required to vaporize 10.0 m³ of the liquid.

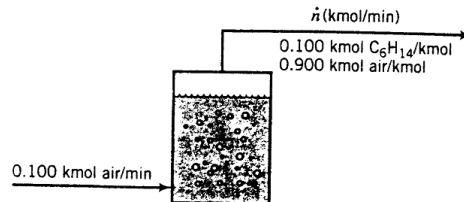


Figure 4.4: chapter 4 example 4

```
8 x=(m1*x1 + m2*x2)/m
9 printf(" \n The composition of the methanol in the
    product is %f and water is %f",x,1-x)
```

check Appendix [AP 78](#) for dependency:

424.sci

Scilab code Exa 4.2.4 chapter 4 example 4

```
1 clc
2 pathname=get_absolute_file_path('4_2_4.sce')
3 filename=pathname+filesep()+ '424.sci'
4 exec(filename)
5 printf(" All the values in the textbook are
    Approximated hence the values in this code differ
    from those of Textbook")
6 ndot=rate/(1-x1)
7 deltaN= -vol*d*10^3 /M
8 tf=deltaN/(-0.1 * ndot)
9 printf(" \n The time Required for the Total process=
    %d min",tf)
```

An experiment on the growth rate of certain organisms requires an environment of humid air enriched in oxygen. Three input streams are fed into an evaporation chamber to produce an output stream with the desired composition.

A: Liquid water, fed at a rate of $20.0 \text{ cm}^3/\text{min}$

B: Air (21 mole% O_2 , the balance N_2)

C: Pure oxygen, with a molar flow rate one-fifth of the molar flow rate of stream B

The output gas is analyzed and is found to contain 1.5 mole% water. Draw and label a flowchart of the process, and calculate all unknown stream variables.

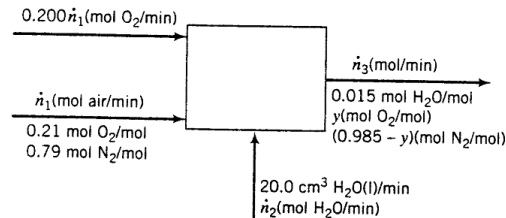


Figure 4.5: chapter 4 example 5

check Appendix [AP 77](#) for dependency:

431.sci

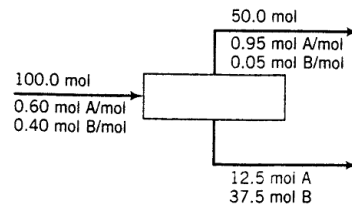
Scilab code Exa 4.3.1 chapter 4 example 5

```

1  clc
2  pathname=get_absolute_file_path('4_3_1.sce')
3  filename=pathname+filesep()+ '431.sci'
4  exec(filename)
5  printf(" All the values in the textbook are
        Approximated hence the values in this code differ
        from those of Textbook")
6  n2=Vdot*DH20/MH20
7  printf(" n2=%f mol/min", n2)
8  disp(" Using Water Balance,")

```

A 60–40 mixture (by moles) of A and B is separated into two fractions. A flowchart of the process is shown here.



It is desired to achieve the same separation with a continuous feed of 1250 lb-moles/h. Scale the flowchart accordingly.

Figure 4.6: chapter 4 example 6

```

9  n3=n2/x
10 printf("n3=%f mol/min",n3)
11 disp("Using total mole balance,")
12 n1=(n3-n2)/(1+x1)
13 printf("n1=%f mol/min",n1)
14 disp("Using N2 balance,")
15 y=1-x-0.79*n1/n3
16 printf("y=%f mol O2/mol",y)

```

check Appendix [AP 76](#) for dependency:

432.sci

Scilab code Exa 4.3.2 chapter 4 example 6

```

1  clc
2  pathname=get_absolute_file_path('4_3_2.sce')
3  filename=pathname+filesep()+ '432.sci'
4  exec(filename)

```


An aqueous solution of sodium hydroxide contains 20.0% NaOH by mass. It is desired to produce an 8.0% NaOH solution by diluting a stream of the 20% solution with a stream of pure water. Calculate the ratios (liters H₂O/kg feed solution) and (kg product solution/kg feed solution).

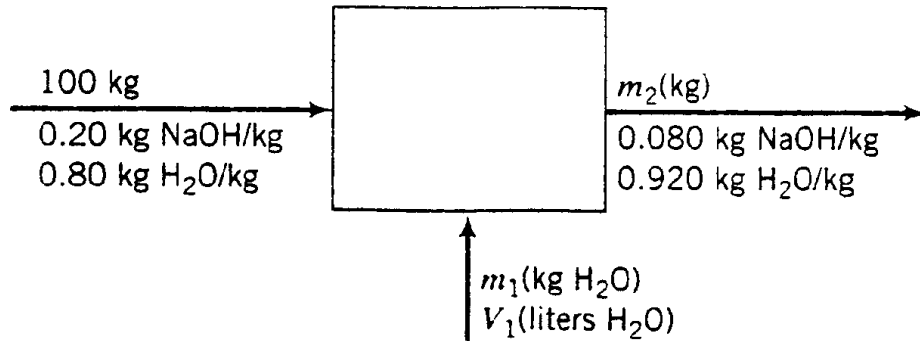


Figure 4.7: chapter 4 example 7

```

5 printf(" All the values in the textbook are
    Approximated hence the values in this code differ
    from those of Textbook")
6 multiply=FinalBasis/basis
7 Feed=100*multiply
8 TopStream=50*multiply
9 BottomStream1=12.5*multiply
10 BottomStream2=37.5*multiply
11 printf(" \n Final Basis=%d lb-moles /h",Feed)
12 printf(" \n Final Top Stream Feed=%d lb-moles /h",
    TopStream)
13 printf(" \n Final Bottom Stream Feed 1 =%d lb-moles
    A/h",BottomStream1)
14 printf(" \n Final Bottom Stream Feed 2 =%d lb-moles
    B/h",BottomStream2)

```

check Appendix [AP 75](#) for dependency:

433.sci

Scilab code Exa 4.3.3 chapter 4 example 7

```
1 clc
2 pathname=get_absolute_file_path('4_3_3.sce')
3 filename=pathname+filesep()+ '433.sci '
4 exec(filename)
5 printf(" All the values in the textbook are
        Approximated hence the values in this code differ
        from those of Textbook")
6 disp(" Using NaOH balance")
7 m2=inputx*basis/outputx
8 printf("m2=%f Kg NaOH",m2)
9 disp(" Using Total mass balance")
10 m1=m2-basis
11 printf("m1=%f Kg Water",m1)
12 V1=m1/D
13 printf(" \n V1=%f Litres",V1)
14 Ratio1=V1/basis
15 Ratio2=m2/basis
16 printf(" \n Ratio of lt water/Kg Feed = %f lt water/
        Kg Feed",Ratio1)
17 printf(" \n Ratio of Kg product/Kg Feed = %f Kg
        product/Kg Feed",Ratio2)
```

check Appendix [AP 74](#) for dependency:

435.sci

Scilab code Exa 4.3.5 chapter 4 example 8

A liquid mixture containing 45.0% benzene (B) and 55.0% toluene (T) by mass is fed to a distillation column. A product stream leaving the top of the column (the *overhead product*) contains 95.0 mole% B, and a bottom product stream contains 8.0% of the benzene fed to the column (meaning that 92% of the benzene leaves with the overhead product). The volumetric flow rate of the feed stream is 2000 L/h and the specific gravity of the feed mixture is 0.872. Determine the mass flow rate of the overhead product stream and the mass flow rate and composition (mass fractions) of the bottom product stream.

We will explicitly illustrate the implementation of the steps of the procedure just outlined.

1. **Choose a basis.** Having no reason to do otherwise, we choose the given feed stream flow rate (2000 L/h) as the basis of calculation.
2. **Draw and label the flowchart.**

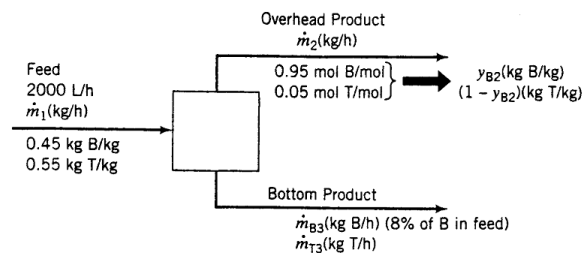


Figure 4.8: chapter 4 example 8

```

1  clc
2  pathname=get_absolute_file_path('4_3_5.sce')
3  filename=pathname+filesep()+ '435.sci'
4  exec(filename)
5  printf(" All the values in the textbook are
        Approximated hence the values in this code differ
        from those of Textbook")
6  mass1=outputBasis*M1*outputx
7  mass2=outputBasis*M2*(1-outputx)
8  mass=mass1+mass2
9  yB2=mass1/mass
10 m1=basis*D
11 printf(" \n m1=%f Kg/h" ,m1)
12 mB3=z*inputx*m1
13 printf(" \n mB3=%f Kg/h" ,mB3)
14 disp(" Using Benzene balance ,")
15 m2=(inputx*m1-mB3)/yB2
16 printf(" \n m2=%f Kg/h" ,m2)

```

```

17 disp(" Using Toluene balance ,")
18 mT3=(1-inputx)*m1-(1-yB2)*m2
19 printf(" \n mT3=%f Kg/h",mT3)
20 m3=mB3+mT3
21 printf(" \n m3=%f Kg/h",m3)
22 yB3=mB3/m3
23 printf(" \n yB3=%f kg B/kg",yB3)
24 yT3=1-yB3
25 printf(" \n yT3=%f kg T/kg",yT3)

```

check Appendix [AP 73](#) for dependency:

441.sci

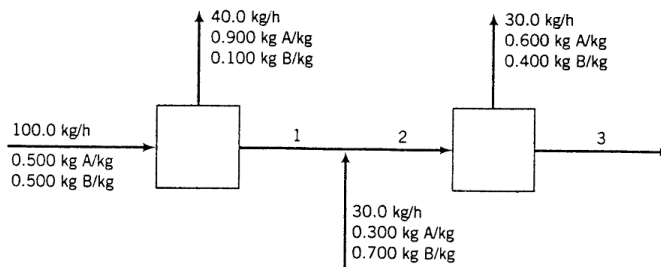
Scilab code Exa 4.4.1 chapter 4 example 9

```

1 clc
2 pathname=get_absolute_file_path('4_4_1.sce')
3 filename=pathname+filesep()+ '441.sci '
4 exec(filename)
5 printf(" All the values in the textbook are
    Approximated hence the values in this code differ
    from those of Textbook")
6 disp(" using Overall Mass balance , ")
7 m3=inputMass1+inputMass2-outputMass1-outputMass2
8 printf("m3=%d Kg/h",m3)
9 disp(" using Overall balance on A, ")
10 x3=(inputMass1*inputx1+inputMass2*inputx2-
    outputMass1*outputx1-outputMass2*outputx2)/m3
11 printf("m3=%f Kg A/kg",x3)
12 disp(" using Mass balance on Unit 1, ")
13 m1=inputMass1-outputMass1
14 printf("m1=%d Kg/h",m1)
15 disp(" using A balance on Unit 1, ")

```

A labeled flowchart of a continuous steady-state two-unit process is shown below. Each stream contains two components, A and B, in different proportions. Three streams whose flow rates and/or compositions are not known are labeled 1, 2, and 3.



Calculate the unknown flow rates and compositions of streams 1, 2, and 3.

Basis—Given Flow Rates

The systems about which balances might be written are shown on the following representation of the flowchart:

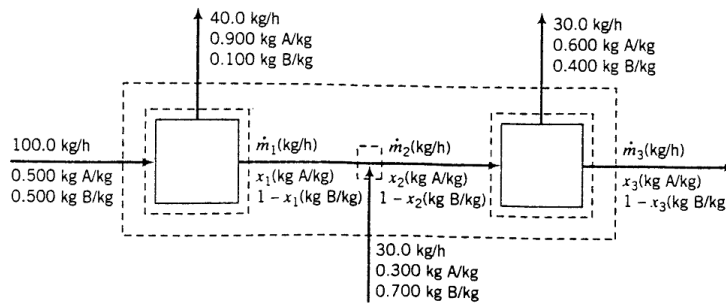


Figure 4.9: chapter 4 example 9

A mixture containing 50.0 wt% acetone and 50.0 wt% water is to be separated into two streams—one enriched in acetone, the other in water. The separation process consists of extraction of the acetone from the water into methyl isobutyl ketone (MIBK), which dissolves acetone but is nearly immiscible with water. The description that follows introduces some of the terms commonly used in reference to liquid extraction processes. The process is shown schematically below.

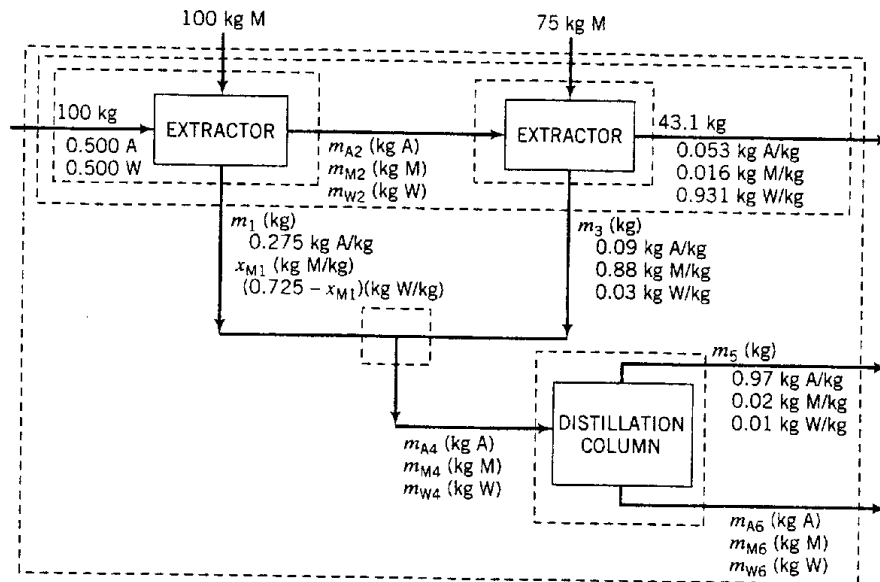


Figure 4.10: chapter 4 example 10

```

16 x1=(inputMass1*inputx1-outputMass1*outputx1)/m1
17 printf("x1=%f Kg A/kg",x1)
18 disp("using Mass balance on mixing point, ")
19 m2=inputMass2+m1
20 printf("m2=%d Kg/h",m2)
21 disp("using A balance on mixing point, ")
22 x2=(inputMass2*inputx2+m1*x1)/m2
23 printf("x2=%f Kg A/kg",x2)

```

check Appendix [AP 72](#) for dependency:

442.sci

Scilab code Exa 4.4.2 chapter 4 example 10

```
1  clc
2  pathname=get_absolute_file_path('4_4_2.sce')
3  filename=pathname+filesep()+ '442.sci'
4  exec(filename)
5  printf(" All the values in the textbook are
        Approximated hence the values in this code differ
        from those of Textbook")
6  disp("Using Balances around two-extractor system,")
7  disp("Balance on total mass,")
8  printf("%d + %d + %d = %f + m1+m3",massin,M1,M2,
        massout)
9  disp("Balance on A")
10 printf("%d * %f = %f * %f + m1 %f + m3 %f",massin,
        inputx,massout,outputxA,m1xA,m3xA)
11 A=[1 1;m1xA,m3xA]
12 b=[massin+M1+M2-massout;massin*inputx - massout*
        outputxA]
13 C=A\b
14 m1=C(1,1)
15 m3=C(2,1)
16 printf(" \n m1=%f Kg",m1)
17 printf(" \n m3=%f Kg",m3)
18 disp("Balance on M")
19 xM1=(massin+M2-massout*outputxM-m3*m3xM)/m1
20 printf("xM1=%f kg MIBK/kg",xM1)
21 disp("Balances around Extract mixing point, ")
22 disp("Balance on A")
23 mA4=m1*m1xA+m3*m3xA
24 printf(" \n mA4=%f Kg Acetone",mA4)
25 disp("Balance on M")
26 mM4=m1*xM1+m3*m3xM
27 printf(" \n mM4=%f Kg MIBK",mM4)
```

```

28 disp(" Balance on W")
29 mW4=m1*(m1xM-xM1) + m3*m3xW
30 printf(" \n mW4=%f Kg Water",mW4)
31 disp(" Balances around the First extractor")
32 disp(" Balance on A")
33 mA2=massin*inputx-m1*m1xA
34 printf(" \n mA2=%f Kg Acetone",mA2)
35 disp(" Balance on M")
36 mM2=massin-x1*xM1
37 printf(" \n xM1=%f Kg MIBK",xM1)
38 disp(" Balance on W")
39 mW2=massin*inputx- m1*(m1xM-xM1)
40 printf(" \n mW2=%f Kg Water",mW2)

```

check Appendix [AP 71](#) for dependency:

451.sci

Scilab code Exa 4.5.1 chapter 4 example 11

```

1 clc
2 pathname=get_absolute_file_path('4_5_1.sce')
3 filename=pathname+filesep()+ '451.sci'
4 exec(filename)
5 printf(" All the values in the textbook are
    Approximated hence the values in this code differ
    from those of Textbook")
6 disp(" Overall dry Air balance,")
7 n1=x3*basis/x1
8 printf(" n1=%f mol Fresh feed",n1)
9 disp(" Overall mole balance,")
10 n3=n1-basis
11 printf(" n3=%f mol Water condensed",n3)
12 disp(" Mole balance on mixing point,")

```


Fresh air containing 4.00 mole% water vapor is to be cooled and dehumidified to a water content of 1.70 mole% H_2O . A stream of fresh air is combined with a recycle stream of previously dehumidified air and passed through the cooler. The blended stream entering the unit contains 2.30 mole% H_2O . In the air conditioner, some of the water in the feed stream is condensed and removed as liquid. A fraction of the dehumidified air leaving the cooler is recycled and the remainder is delivered to a room. Taking 100 mol of dehumidified air delivered to the room as a basis of calculation, calculate the moles of fresh feed, moles of water condensed, and moles of dehumidified air recycled.

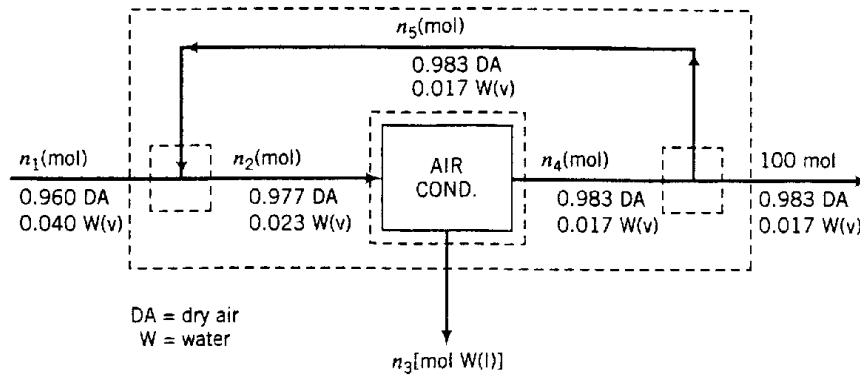


Figure 4.11: chapter 4 example 11

```

13 disp(" n1+n5=n2" )
14 disp(" Water balance on mixing point" )
15 printf(" %f n1+ %f n5 = %f n2",1-x1,1-x3,1-x2)
16 A=[1 -1;1-x2,-(1-x3)]
17 b=[n1;(1-x1)*n1]
18 C=A\b
19 n2=C(1,1)
20 n5=C(2,1)
21 printf(" \n n2=%f mol",n2)
22 printf(" \n n5=%f mol Recycled",n5)

```

check Appendix [AP 70](#) for dependency:

452.sci

Forty-five hundred kilograms per hour of a solution that is one-third K_2CrO_4 by mass is joined by a recycle stream containing 36.4% K_2CrO_4 , and the combined stream is fed into an evaporator. The concentrated stream leaving the evaporator contains 49.4% K_2CrO_4 ; this stream is fed into a crystallizer in which it is cooled (causing crystals of K_2CrO_4 to come out of solution) and then filtered. The filter cake consists of K_2CrO_4 crystals and a solution that contains 36.4% K_2CrO_4 by mass; the crystals account for 95% of the total mass of the filter cake. The solution that passes through the filter, also 36.4% K_2CrO_4 , is the recycle stream.

1. Calculate the rate of evaporation, the rate of production of crystalline K_2CrO_4 , the feed rates that the evaporator and the crystallizer must be designed to handle, and the *recycle ratio* (mass of recycle)/(mass of fresh feed).
2. Suppose that the filtrate were discarded instead of being recycled. Calculate the production rate of crystals. What are the benefits and costs of the recycling?

1. Basis: 4500 kg/h Fresh Feed.

Let K denote K_2CrO_4 and W denote water. The flowchart is shown below; included on it are dashed boxes denoting the overall system and subsystems about which balances may be written.

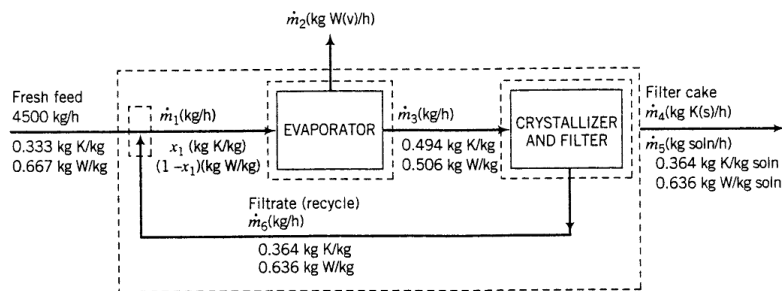
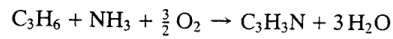


Figure 4.12: chapter 4 example 12

Scilab code Exa 4.5.2 chapter 4 example 12

```
1  clc
2  pathname=get_absolute_file_path('4_5_2.sce')
3  filename=pathname+filesep()+ '452.sci '
4  exec(filename)
5  printf(" All the values in the textbook are
        Approximated hence the values in this code differ
        from those of Textbook")
6  m6x=m5x
7  printf(" Given , m4=%f (m4+m5)",x)
8  disp(" using Overall K2CrO4 balance , ")
9  printf(" %f * %f = m4+ %f m5",feedx,feed,m6x)
10 A=[1-x,-x;1,m6x]
11 b=[0;feedx*feed]
12 C=A\b
13 m4=C(1,1)
14 m5=C(2,1)
15 printf(" \n m4=%f K2CrO4 crystals/h",m4)
16 printf(" \n m5=%f entrained solution/h",m5)
17 disp(" Overall Total mass balance , ")
18 m2=feed-m4-m5
19 printf("m2=%f Kg H2O evaporated/h",m2)
20 disp(" Mass balance around the crystallizer ,")
21 disp("m3=m4+m5+m6")
22 disp(" Water balance around the crystallizer , ")
23 printf(" %f m3= %f m5 + %f m6",1-m3x,1-m5x,1-m6x)
24 D=[1 -1;1 (-1+m6x)/(1-m3x)]
25 e=[m4+m5;(1-m5x)*m5/(1-m3x)]
26 F=D\e
27 m3=F(1,1)
28 m6=F(2,1)
29 printf(" \n m3=%f Kg/h fed to the crystallizer",m3)
30 printf(" \n m6=%f Kg/h ",m6)
31 ratio=m6/feed
32 printf(" \n ratio=%f Kg recycle/ Kg fresh feed",
        ratio)
```

Acrylonitrile is produced in the reaction of propylene, ammonia, and oxygen:



The feed contains 10.0 mole% propylene, 12.0% ammonia, and 78.0% air. A fractional conversion of 30.0% of the limiting reactant is achieved. Taking 100 mol of feed as a basis, determine which reactant is limiting, the percentage by which each of the other reactants is in excess, and the molar amounts of all product gas constituents for a 30% conversion of the limiting reactant.

Basis: 100 mol Feed

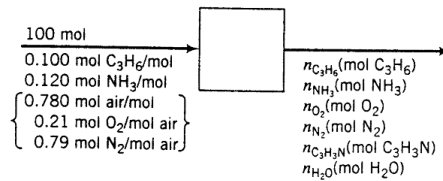


Figure 4.13: chapter 4 example 13

```

33 disp("mass balance around Recycle-fresh feed mixing
    point , ")
34 m1=feed+m6
35 printf("m1=%f kg/h feed to the evaporator",m1)
36 disp("With out recycle , ")
37 disp("m3=622 Kg/h")
38 disp("m5=2380 Kg/h")

```

check Appendix [AP 69](#) for dependency:

461.sci

Scilab code Exa 4.6.1 chapter 4 example 13

```

1 clc
2 pathname=get_absolute_file_path('4_6_1.sce')
3 filename=pathname+filesep()+ '461.sci'
4 exec(filename)

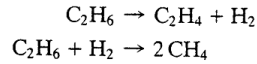
```

```

5 printf(" All the values in the textbook are
    Approximated hence the values in this code differ
    from those of Textbook")
6 nP=basis*xP
7 nN=basis*xN
8 nO2=basis*xA*0.21
9 if(nN/nP>1)
10     disp("NH3 is in excess")
11 else
12     disp("Propene is in excess")
13 end
14 if(nO2/nP>1)
15     disp("O2 is in excess")
16 else
17     disp("propene is in excess")
18 end
19 nO2reacted=nP*1.5
20 nNreacted=nP*1
21 ExcessAmmonia=(nN-nNreacted)*100/nNreacted
22 ExcessO2=(nO2-nO2reacted)*100/nO2reacted
23 printf(" \n percentage excess Ammonia=%f" ,
    ExcessAmmonia)
24 printf(" \n percentage excess Oxygen=%f" ,ExcessO2)
25 nPout=(1-x)*nP
26 printf(" \n no. of moles of Propylene left= %d mol" ,
    nPout)
27 E=nP-nPout
28 nNout=nN-E
29 nO2out=nO2-1.5*E
30 nAc=E
31 nW=3*E
32 printf(" \n no. of moles of Ammonia left= %f mol" ,
    nNout)
33 printf(" \n no. of moles of oxygen left= %f mol" ,
    nO2out)
34 printf(" \n no. of moles of ACN formed= %d mol" ,nAc)
35 printf(" \n no. of moles of water formed= %d mol" ,nW)

```

The reactions



take place in a continuous reactor at steady state. The feed contains 85.0 mole% ethane (C_2H_6) and the balance inerts (I). The fractional conversion of ethane is 0.501, and the fractional yield of ethylene is 0.471. Calculate the molar composition of the product gas and the selectivity of ethylene to methane production.

Basis: 100 mol Feed

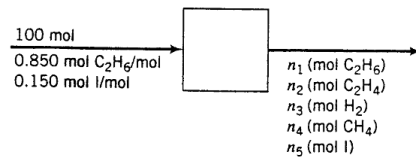


Figure 4.14: chapter 4 example 14

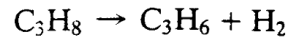
check Appendix [AP 68](#) for dependency:

463.sci

Scilab code Exa 4.6.3 chapter 4 example 14

```
1 clc
2 pathname=get_absolute_file_path('4_6_3.sce')
3 filename=pathname+filesep()+ '463.sci'
4 exec(filename)
5 printf(" All the values in the textbook are
    Approximated hence the values in this code differ
    from those of Textbook")
6 n1=(1-conv1)*basis*x
7 n2=conv2*basis*x
8 E1=n2
9 E2=basis*x - E1-n1
10 n3=E1-E2
11 n4=2*E2
```

Propane is dehydrogenated to form propylene in a catalytic reactor:



The process is to be designed for a 95% overall conversion of propane. The reaction products are separated into two streams: the first, which contains H_2 , C_3H_6 , and 0.555% of the propane that leaves the reactor, is taken off as product; the second stream, which contains the balance of the unreacted propane and 5% of the propylene in the first stream, is recycled to the reactor. Calculate the composition of the product, the ratio (moles recycled)/(mole fresh feed), and the single-pass conversion.

Basis: 100 mol Fresh Feed

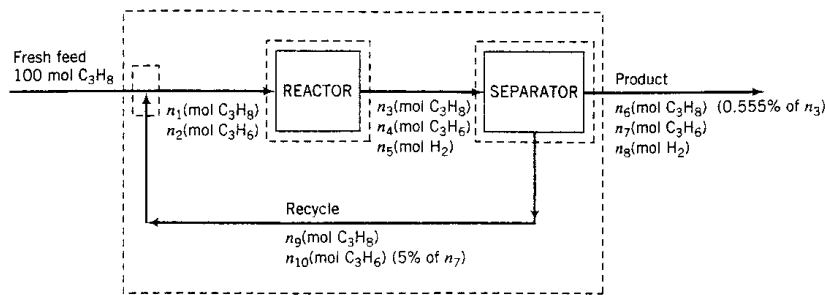


Figure 4.15: chapter 4 example 15

```

12 n5=basis*(1-x)
13 nt=n1+n2+n3+n4+n5
14 selectivity=n2/n4
15 printf("selectivity=%f mol Ethene/mol methane",
    selectivity)

```

check Appendix [AP 67](#) for dependency:

472.sci

Scilab code Exa 4.7.2 chapter 4 example 15

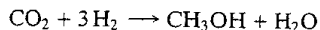
```
1 clc
```

```

2 pathname=get_absolute_file_path('4_7_2.sce')
3 filename=pathname+filesep()+ '472.sci'
4 exec(filename)
5 printf(" All the values in the textbook are
    Approximated hence the values in this code differ
    from those of Textbook")
6 disp(" Overall Propane conversion , ")
7 n6=(1-E)*basis
8 printf("n6=%d mol propane",n6)
9 disp(" Overall C balance , ")
10 n7=basis - n6
11 printf("n7=%d mol propene",n7)
12 disp(" Overall H balance ,")
13 n8=(basis*8-n6*8-n7*6)/2
14 printf("n8=%d mol H2",n8)
15 PercentagePropane=n6*100/(n6+n7+n8)
16 printf("\n Mole percentage of propane=%f",
    PercentagePropane)
17 PercentagePropene=(100-PercentagePropane)/2
18 printf("\n Mole percentage of propene=mole
    percentage of hydrogen=%f",PercentagePropene)
19 disp("Using given relations among separator
    variables ,")
20 n3=n6/0.00555
21 n10=0.05*n7
22 printf(" \n n3=%d mol Propane",n3)
23 printf(" \n n10=%f mol Propene",n10)
24 disp("using Propane balance about separaation unit")
25 n9=n3-n6
26 printf("n9=%d mol Propane",n9)
27 n1=basis+n9
28 disp("Using Propane balance about mixing point ,")
29 printf("n1=%d mol H2",n1)
30 RecycleRatio=(n9+n10)/basis
31 printf(" \n recycle ratio=%d mol recycle/mol fresh
    feed",RecycleRatio)
32 SinglePass=(n1-n3)*100/n1
33 printf(" \n single-pass conversion=%f ",SinglePass)

```


Methanol is produced in the reaction of carbon dioxide and hydrogen:



The fresh feed to the process contains hydrogen, carbon dioxide, and 0.400 mole% inerts (I). The reactor effluent passes to a condenser that removes essentially all of the methanol and water formed and none of the reactants or inerts. The latter substances are recycled to the reactor. To avoid buildup of the inerts in the system, a purge stream is withdrawn from the recycle.

The feed to the *reactor* (not the fresh feed to the process) contains 28.0 mole% CO_2 , 70.0 mole% H_2 , and 2.00 mole% inerts. The single-pass conversion of hydrogen is 60.0%. Calculate the molar flow rates and molar compositions of the fresh feed, the total feed to the reactor, the recycle stream, and the purge stream for a methanol production rate of 155 kmol $\text{CH}_3\text{OH}/\text{h}$.

Basis: 100 mol Combined Feed to the Reactor

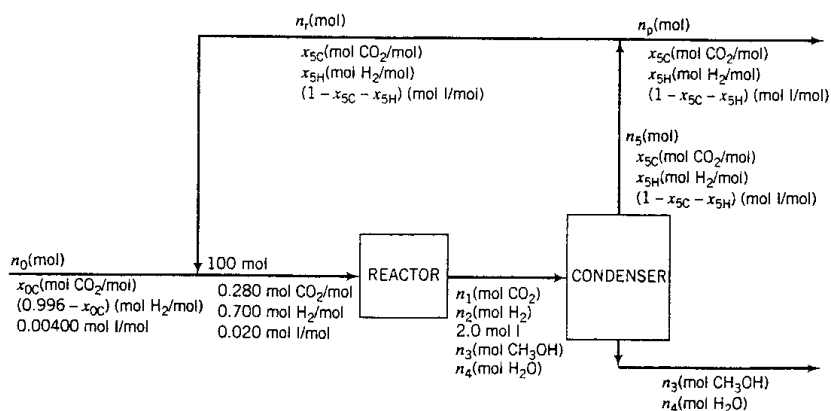


Figure 4.16: chapter 4 example 16

check Appendix [AP 66](#) for dependency:

473.sci

Scilab code Exa 4.7.3 chapter 4 example 16

```
1 clc
2 pathname=get_absolute_file_path('4_7_3.sce')
```

```

3 filename=pathname+filesep()+ '473.sci '
4 exec(filename)
5 printf(" All the values in the textbook are
    Approximated hence the values in this code differ
    from those of Textbook")
6 disp("Reactor analysis , ")
7 n2=(1-single_pass)*basis*inputxH2
8 printf("n2=%d mol H2",n2)
9 disp("H2 balance")
10 consH2=basis*inputxH2-n2
11 printf("H2 moles consumed=%d mol H2",consH2)
12 disp("CO2 balance")
13 n1=basis*inputxC02-consH2/3
14 printf("n1=%d mol CO2",n1)
15 disp("Methanol balance")
16 n3=consH2/3
17 printf("n3=%d mol Methanol",n3)
18 disp("H2O balance")
19 n4=consH2/3
20 printf("n4=%d mol H2O",n4)
21 disp("condenser analysis")
22 disp("Total mole balance")
23 n5=n1+n2+molI
24 printf("n5=%d mol",n5)
25 disp("CO2 balance")
26 x5C=n1/n5
27 printf("x5C=%d mol CO2/mol",x5C)
28 disp("H2 balance")
29 x5H=n2/n5
30 printf("x5H=%d mol CO2/mol",x5H)
31 x1=1-x5C-x5H
32 printf("x1=%d mol I/mol",x1)
33 disp("Fresh Feed-Recycle mixing point analysis")
34 disp("Total mole balance")
35 printf("n0+nr=%d",basis)
36 disp("I balance")
37 printf("n0 %f + nr %f = %d",Ix,x1,molI)
38 A=[1 1;Ix x1]

```

A stack gas contains 60.0 mole% N₂, 15.0% CO₂, 10.0% O₂, and the balance H₂O. Calculate the molar composition of the gas on a dry basis.

Figure 4.17: chapter 4 example 17

```
39 b=[basis;molI]
40 C=A\b //Here We solve two linear equations
      simultaneously
41 n0=C(1,1)
42 nr=C(2,1)
43 printf("\n n0=%f mol fresh feed",n0)
44 printf("\n nr= %f mol recycle",nr)
45 x0C=(basis*inputxC02-nr*x5C)/n0
46 printf("\n x0C=%f mol CO2/mol",x0C)
47 x0H=1-x0C-Ix
48 printf("\n x0h=%f mol H2/mol",x0H)
49 disp("Recycle-Purge splitting Analysis")
50 disp("Total mole balance")
51 np=n5-nr
52 printf("np=%f mol purge",np)
53 disp("Flow chart scaling")
54 Factor=final/n3
55 printf("Factor for scaling=%f Kmol/h/mol",Factor)
```

check Appendix [AP 65](#) for dependency:

481.sci

Scilab code Exa 4.8.1 chapter 4 example 17

```
1 clc
2 pathname=get_absolute_file_path('4_8_1.sce')
3 filename=pathname+filesep()+ '481.sci'
```

One hundred mol/h of butane (C_4H_{10}) and 5000 mol/h of air are fed into a combustion reactor.
Calculate the percent excess air.

Figure 4.18: chapter 4 example 18

```
4 exec(filename)
5 printf(" All the values in the textbook are
    Approximated hence the values in this code differ
    from those of Textbook")
6 disp(" part 1")
7 wet=xN2wet+xCO2wet+xO2wet
8 xN2dry=xN2wet/wet
9 xCO2dry=xCO2wet/wet
10 xO2dry=xO2wet/wet
11 printf(" \n xN2 dry = %f mol N2/mol dry gas",xN2dry)
12 printf(" \n xO2 dry = %f mol O2/mol dry gas",xO2dry)
13 printf(" \n xCO2 dry = %f mol CO2/mol dry gas",
    xCO2dry)
```

check Appendix [AP 64](#) for dependency:

482.sci

Scilab code Exa 4.8.2 chapter 4 example 18

```
1 clc
2 pathname=get_absolute_file_path('4_8_2.sce')
3 filename=pathname+filesep()+ '482.sci '
4 exec(filename)
5 printf(" All the values in the textbook are
    Approximated hence the values in this code differ
    from those of Textbook")
6 nO2Theoretical=basisButane*6.5
7 nAirTheoretical=nO2Theoretical*4.76
```

Ethane is burned with 50% excess air. The percentage conversion of the ethane is 90%; of the ethane burned, 25% reacts to form CO and the balance reacts to form CO₂. Calculate the molar composition of the stack gas on a dry basis and the mole ratio of water to dry stack gas.

Basis: 100 mol C₂H₆ Fed

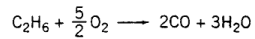

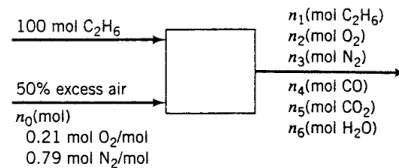


Figure 4.19: chapter 4 example 19

```
8 percent=(basisAir-nAirTheoretical)*100/
  nAirTheoretical
9 printf("\n percent excess air=%f",percent)
```

check Appendix [AP 63](#) for dependency:

483.sci

Scilab code Exa 4.8.3 chapter 4 example 19

```
1 clc
2 pathname=get_absolute_file_path('4_8_3.sce')
3 filename=pathname+filesep()+ '483.sci'
4 exec(filename)
5 printf(" All the values in the textbook are
  Approximated hence the values in this code differ
  from those of Textbook")
6 disp(" 50% excess air")
```

```

7 n02theoretical=basis*3.5
8 n0=n02theoretical*(1+excess)/0.21
9 printf(" n0=%d mol air fed",n0)
10 disp(" 90% ethane conversion")
11 n1=(1-E1)*basis
12 printf("No. of moles of ethane unreacted= %d",n1)
13 disp(" 25% conversion to CO")
14 n4=E2*(basis-n1)*2
15 printf("n4= %d mol CO",n4)
16 disp("nitrogen balance")
17 n3=0.79*n0
18 printf("n3= %d mol N2",n3)
19 disp("Atomic carbon balance")
20 n5=2*basis-2*n1-n4
21 printf("n5= %d mol CO2",n5)
22 disp("Atomic hydrogen balance")
23 n6=(basis*6-n1*6)/2
24 printf("n6= %d mol H2O",n6)
25 disp("Atomic oxygen balance")
26 n2=(n02theoretical*1.5*2-n4-n5*2-n6)/2
27 printf("n2= %d mol O2",n2)
28 dry=n1+n2+n3+n4+n5
29 wet=dry+n6
30 y1=n1/dry
31 printf("\n y1= %f mol C2H6/mol",y1)
32 y2=n2/dry
33 printf("\n y2= %f mol O2/mol",y2)
34 y3=n3/dry
35 printf("\n y3= %f mol N2/mol",y3)
36 y4=n4/dry
37 printf("\n y4= %f mol CO/mol",y4)
38 y5=n5/dry
39 printf("\n y5= %f mol CO2/mol",y5)
40 ratio=n6/dry
41 printf("\n ratio=%f mol H2O/mol dry stack gas",
ratio)

```

check Appendix [AP 62](#) for dependency:

A hydrocarbon gas is burned with air. The dry-basis product gas composition is 1.5 mole% CO, 6.0% CO₂, 8.2% O₂, and 84.3% N₂. There is no atomic oxygen in the fuel. Calculate the ratio of hydrogen to carbon in the fuel gas and speculate on what the fuel might be. Then calculate the percent excess air fed to the reactor.

Basis: 100 mol Product Gas

Since the molecular composition of the fuel is unknown, we label its atomic species composition. We also recognize that since the fuel is a hydrocarbon, water must be one of the combustion products.

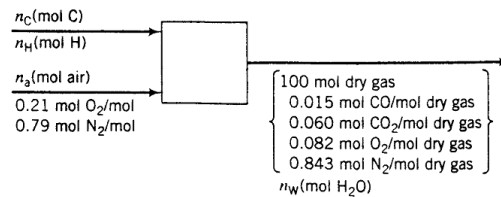


Figure 4.20: chapter 4 example 20

484.sci

Scilab code Exa 4.8.4 chapter 4 example 20

```

1  clc
2  pathname=get_absolute_file_path('4_8_4.sce')
3  filename=pathname+filesep()+ '484.sci '
4  exec(filename)
5  printf(" All the values in the textbook are
        Approximated hence the values in this code differ
        from those of Textbook")
6  disp("N2 balance")
7  na=basis*xN2/0.79
8  printf("na=%f mol air",na)
9  disp("Atomic C balance")
10 nc=basis*xCO + basis*xCO2
11 printf("nc=%f mol C",nc)
12 disp("Atomic O balance")
13 nw=0.21*na*2-basis*(xCO + xCO2*2 + xO2*2)

```

```

14 printf("nw=%f mol oxygen",nw)
15 disp(" Atomic H2 balance")
16 nh=nw*2
17 printf("nh=%f mol H2",nh)
18 ratio=nh/nc
19 printf("\n C/H ratio in fuel=%f mol H/mol C",ratio)
20 disp(" percent excess air")
21 nO2theoretical=nc + nh/4
22 printf("nO2 theoretical=%f mol O2",nO2theoretical)
23 nO2fed=0.21*na
24 printf(" \n nO2fed=%f mol O2",nO2fed)
25 percent=(nO2fed-nO2theoretical)*100/nO2theoretical
26 printf("\n percentage excess air=%f excess air",
    percent)

```

check Appendix [AP 61](#) for dependency:

491.sci

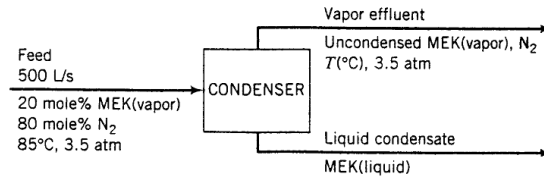
Scilab code Exa 4.9.1 chapter 4 example 21

```

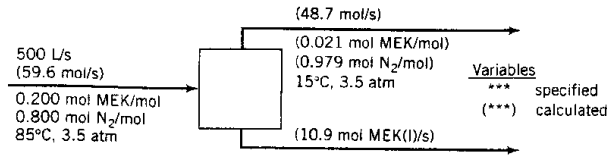
1 clc
2 pathname=get_absolute_file_path('4_9_1.sce')
3 filename=pathname+filesep()+ '491.sci '
4 exec(filename)
5 printf(" All the values in the textbook are
    Approximated hence the values in this code differ
    from those of Textbook")
6 disp(" Design")
7 MEKin1=feed*x
8 MEKout1=TopFlow1*outputx1 + BottomFlow1
9 closure1=MEKout1*100/MEKin1
10 printf(" closure1=%d percent",closure1)
11 disp(" Experiment")

```


Methyl ethyl ketone (MEK) is to be recovered from a gas mixture containing 20.0 mole% MEK and 80.0 mole% N₂ at 85°C and 3.5 atm. In a proposed process design, a stream of this mixture is fed to a condenser at a rate of 500 L/s and is cooled at constant pressure, causing most of the MEK to condense.

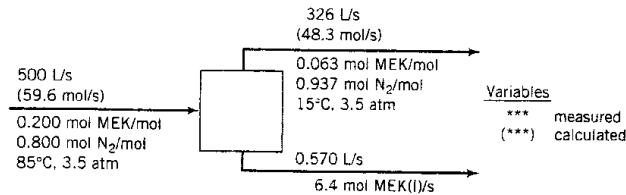


The design engineer (a) converts the volumetric flow rate of the feed stream to a molar flow rate using the *ideal gas equation of state*, an approximate relationship between the pressure, temperature, volumetric flow rate, and molar flow rate of a gas (Chapter 5); (b) specifies a condenser temperature of 15°C; (c) calculates the mole fraction of MEK in the vapor product using *Raoult's law*—an approximate relationship between the compositions of liquid and vapor phases in equilibrium with each other at a specified temperature and pressure (Chapter 6); and (d) calculates the molar flow rates of the vapor and liquid products from nitrogen and MEK balances (input = output). The results follow.



Values without parentheses are specified quantities and those with parentheses are calculated.

A condenser is then installed and run at the design temperature and pressure. The volumetric flow rates of the feed stream and the vapor and liquid product streams are measured with rotameters (see p. 46), and the MEK mole fractions in the feed and vapor effluent streams are measured with a gas chromatograph. The feed stream flow rate is set to 500 liters/s and enough time is allowed to pass for the product stream rotameter readings to reach steady levels. The feed and product gas flow rates are then converted to molar flow rates using the ideal gas equation of state, and the product liquid flow rate is converted to a molar flow rate using a tabulated MEK density and the molecular weight of MEK. Here are the results.



1. Calculate the MEK balance closures for the condenser design and the experimental condenser.
2. List possible reasons for the differences between the design predictions and the experimental values of the output stream variables and for the failure of the experimental system balance to close.

Figure 4.21: chapter 4 example 21

```
12 MEKin2=feed*x
13 MEKout2=TopFlow2*outputx2 + BottomFlow2
14 closure2=MEKout2*100/MEKin2
15 printf("closure2=%d percent",closure2)
```

Chapter 5

Single Phase Systems

check Appendix [AP 60](#) for dependency:

```
511.sci
```

Scilab code Exa 5.1.1 chapter 5 example 1

```
1 clc
2 pathname=get_absolute_file_path('5_1_1.sce')
3 filename=pathname+filesep()+ '511.sci'
4 exec(filename)
5 invPbar=wtperct/Dwater + (1-wtperct)/Dsulfuric
6 printf(" Density calculated using volume additivity=%f
   ",1/invPbar)
7 Pbar=wtperct*Dwater + (1-wtperct)*Dsulfuric
8 printf(" \n Density calculated using mass additivity
   =%f" ,Pbar)
```

Determine the density in g/cm^3 of a 50 wt% aqueous solution of H_2SO_4 at 20°C , both by (1) looking up a tabulated value and (2) assuming volume additivity of the solution components.

Figure 5.1: chapter 5 example 1

One hundred grams of nitrogen is stored in a container at 23.0°C and 3.00 psig.

1. Assuming ideal gas behavior, calculate the container volume in liters.
2. Verify that the ideal gas equation of state is a good approximation for the given conditions.

Figure 5.2: chapter 5 example 2

check Appendix [AP 59](#) for dependency:

521.sci

Scilab code Exa 5.2.1 chapter 5 example 2

```
1  clc
2  pathname=get_absolute_file_path('5_2_1.sce')
3  filename=pathname+filesep()+ '521.sci '
4  exec(filename)
5  n=weight/MN2 //mol
6  V=n*R*T*14.7/P //lt
7  printf("assuming ideal gas behaviour , volume=%f
          litres",V)
8  Vcap=V/n
9  if(Vcap>5)
10     disp("ideal gas equation yields error less than
           1 % for diatomic gas")
11 else
12     disp("ideal gas equation yields error greater
           than 1 % for diatomic gases")
13 end
```

check Appendix [AP 58](#) for dependency:

522.sci

Butane (C_4H_{10}) at $360^\circ C$ and 3.00 atm absolute flows into a reactor at a rate of 1100 kg/h. Calculate the volumetric flow rate of this stream using conversion from standard conditions.

Figure 5.3: chapter 5 example 3

Scilab code Exa 5.2.2 chapter 5 example 3

```
1 clc
2 pathname=get_absolute_file_path('5_2_2.sce')
3 filename=pathname+filesep()+ '522.sci'
4 exec(filename)
5 ndot=Vdot/M //kmol/h
6 vdot=ndot*22.4*T/(273*P)
7 printf("The volumetric flow rate of the stream=%f m
   ^3/h",vdot)
```

check Appendix [AP 57](#) for dependency:

523.sci

Scilab code Exa 5.2.3 chapter 5 example 4

```
1 clc
2 pathname=get_absolute_file_path('5_2_3.sce')
3 filename=pathname+filesep()+ '523.sci'
4 exec(filename)
5  $V2=V1*P1*T2/(P2*T1)$ 
6 printf("Volume in final state=%f ft^3",V2)
```

Butane (C_4H_{10}) at $360^\circ C$ and 3.00 atm absolute flows into a reactor at a rate of 1100 kg/h. Calculate the volumetric flow rate of this stream using conversion from standard conditions.

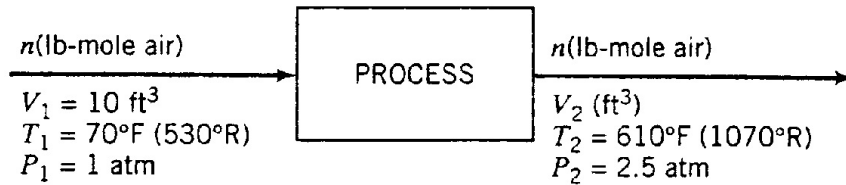


Figure 5.4: chapter 5 example 4

The flow rate of a methane stream at $285^\circ F$ and 1.30 atm is measured with an orifice meter. The calibration chart for the meter indicates that the flow rate is 3.95×10^5 SCFH. Calculate the molar flow rate and the true volumetric flow rate of the stream.

Figure 5.5: chapter 5 example 5

check Appendix [AP 56](#) for dependency:

524.sci

Scilab code Exa 5.2.4 chapter 5 example 5

```

1  clc
2  pathname=get_absolute_file_path('5_2_4.sce')
3  filename=pathname+filesep()+ '524.sci'
4  exec(filename)
5  //SCFH means ft^3(STP)/h
6  ndot=3.95*10^5/359
7  printf(" Molar flowrate=%E lb-moles/hr",ndot)
8  V2dot=V1dot*T2*P1/(T1*P2)

```

Liquid acetone (C_3H_6O) is fed at a rate of 400 L/min into a heated chamber, where it evaporates into a nitrogen stream. The gas leaving the heater is diluted by another nitrogen stream flowing at a measured rate of 419 m³(STP)/min. The combined gases are then compressed to a total pressure $P = 6.3$ atm gauge at a temperature of 325°C. The partial pressure of acetone in this stream is $p_a = 501$ mm Hg. Atmospheric pressure is 763 mm Hg.

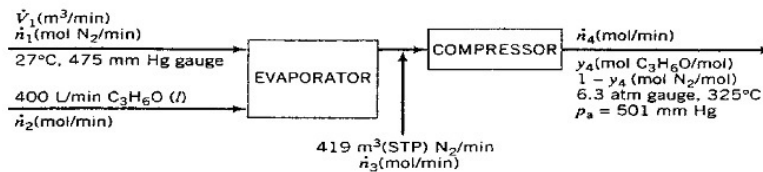


Figure 5.6: chapter 5 example 6

```
9 printf(" \n True volumetric flowrate=%E ft ^3/h",
    V2dot)
```

check Appendix [AP 55](#) for dependency:

525.sci

Scilab code Exa 5.2.5 chapter 5 example 6

```
1 clc
2 pathname=get_absolute_file_path('5_2_5.sce')
3 filename=pathname+filesep()+ '525.sci'
4 exec(filename)
5 printf("All the values in the textbook are
    Approximated hence the values in this code differ
    from those of Textbook")
6 n2cap=flowinA*Dacetone/Macetone
7 printf(" \n Molar flowrate of Acetone=%f mol Acetone
    /min",n2cap)
8 P=Pfinal*760 + 763
```

Two gram-moles of nitrogen is placed in a three-liter tank at -150.8°C . Estimate the tank pressure using the ideal gas equation of state and then using the virial equation of state truncated after the second term. Taking the second estimate to be correct, calculate the percentage error that results from the use of the ideal gas equation at the system conditions.

Figure 5.7: chapter 5 example 7

```

9  y4=Pacetone/P
10 printf(" \n Mole fraction of Acetone in the final
    flow= %f mol Acetone/mol",y4)
11 printf(" \n Mole fraction of Nitrogen in the final
    flow= %f mol Nitrogen/mol",1-y4)
12 n3cap=flowinN/0.0224
13 n4cap=n2cap/y4
14 disp("By using Overall Molar balance,")
15 n1cap=n4cap-n2cap-n3cap
16 V1cap=n1cap*0.0224*T1*760/(1*273*P1)
17 printf(" Volumetric Flowrate of Nitrogen = %f
    Nitrogen/min",V1cap)

```

check Appendix [AP 54](#) for dependency:

531.sci

Scilab code Exa 5.3.1 chapter 5 example 7

```

1  clc
2  pathname=get_absolute_file_path('5_3_1.sce')
3  filename=pathname+filesep()+ '531.sci '
4  exec(filename)
5  printf("All the values in the textbook are
    Approximated hence the values in this code differ
    from those of Textbook")
6  Pideal=0.08206*T/Vcap

```


A gas cylinder with a volume of 2.50 m³ contains 1.00 kmol of carbon dioxide at $T = 300$ K. Use the SRK equation of state to estimate the gas pressure in atm.

Figure 5.8: chapter 5 example 8

```
7 printf("\n The value of pressure as per Ideal gas
   equation = %f atm",Pideal)
8 Tr=T/Tc
9 B0=0.083 - (0.422/(Tr)^1.6)
10 B1=0.139 - (0.172/(Tr)^4.2)
11 B=0.08206*Tc*(B0+w*B1)/Pc
12 Pvirial=0.08206*T*(1+ B/Vcap)/Vcap
13 printf("\n The value of pressure as per Virial gas
   equation = %f atm",Pvirial)
14 e=(Pideal-Pvirial)*100/Pvirial
15 printf("\n Percentage error due to Ideal gas
   Equation = %f",e)
```

check Appendix [AP 53](#) for dependency:

532.sci

Scilab code Exa 5.3.2 chapter 5 example 8

```
1 clc
2 pathname=get_absolute_file_path('5_3_2.sce')
3 filename=pathname+filesep()+ '532.sci'
4 exec(filename)
5 printf("All the values in the textbook are
   Approximated hence the values in this code differ
   from those of Textbook")
6 Vcap=V/n
7 a=0.42747*(R*Tc)^2 /Pc
```

Fifty cubic meters per hour of methane flows through a pipeline at 40.0 bar absolute and 300.0 K. Use z from page 2-144 of *Perry's Chemical Engineers' Handbook* to estimate the mass flow rate in kg/h.

Figure 5.9: chapter 5 example 9

```
8 b=0.08664*R*Tc/Pc
9 m=0.48508+ 1.5171*w -0.1561*w*w
10 Tr=T/Tc
11 alpha=(1+ m*(1-sqrt(Tr)))^2
12 P=(R*T/(Vcap-b))-(alpha*a/(Vcap*(Vcap+b)))
13 printf("\n Pressure of gas calculated using SRK
    equation= %f atm",P)
```

check Appendix [AP 52](#) for dependency:

541.sci

Scilab code Exa 5.4.1 chapter 5 example 9

```
1 clc
2 pathname=get_absolute_file_path('5_4_1.sce')
3 filename=pathname+filesep()+ '541.sci '
4 exec(filename)
5 printf("All the values in the textbook are
    Approximated hence the values in this code differ
    from those of Textbook")
6 z=0.934
7 printf("\n From the Table, z= %f",z)
8 ncap=P*Vcap*101.325/(z*R*T*1.01325)
9 mcap=ncap*M
10 printf("\n Mass flow rate of Methane = %f Kg/hr",
    mcap)
```

One hundred gram-moles of nitrogen is contained in a 5-liter vessel at -20.6°C . Estimate the pressure in the cylinder.

Figure 5.10: chapter 5 example 10

check Appendix [AP 51](#) for dependency:

542.sci

Scilab code Exa 5.4.2 chapter 5 example 10

```
1 clc
2 pathname=get_absolute_file_path('5_4_2.sce')
3 filename=pathname+filesep()+ '542.sci '
4 exec(filename)
5 printf("All the values in the textbook are
   Approximated hence the values in this code differ
   from those of Textbook")
6 Tr=T/Tc
7 Pr=P/Pc
8 Videal=V*Pc/(n*R*Tc)
9 printf(" \n Tr= %f",Tr)
10 printf(" \n Pr= %f",Pr)
11 printf(" \n Videal=%f",Videal)
12 z=1.77
13 printf(" \n From the graphs, z=%f",z)
14 P=z*R*T*n/V
15 printf(" \n Pressure in the cylinder = %f atm",P)
```

check Appendix [AP 50](#) for dependency:

543.sci

A mixture of 75% H₂ and 25% N₂ (molar basis) is contained in a tank at 800 atm and -70°C. Estimate the specific volume of the mixture in L/mol using Kay's rule.

Figure 5.11: chapter 5 example 11

Scilab code Exa 5.4.3 chapter 5 example 11

```
1 clc
2 pathname=get_absolute_file_path('5_4_3.sce')
3 filename=pathname+filesep()+ '543.sci'
4 exec(filename)
5 printf("All the values in the textbook are
        Approximated hence the values in this code differ
        from those of Textbook")
6 disp("Applying newton corrections for Hydrogen,")
7 TcaH2=TcH2+8
8 PcaH2=PcH2+8
9 Tcbar=yH2*TcaH2 + yN2*TcN2
10 Pcbar=yH2*PcaH2 + yN2*PcN2
11 Trbar=T/Tcbar
12 Prbar=P/Pcbar
13 printf(" \n Trbar=%f",Trbar)
14 printf(" \n Pcbar=%f",Pcbar)
15 Zm=1.86
16 printf(" \n From the graph , Zm=%f",Zm)
17 Vcap=Zm*R*T/P
18 printf(" \n Specific Volume of Mixture= %f L/mol",
        Vcap)
```

Chapter 6

Multiphase Systems

check Appendix [AP 49](#) for dependency:

```
611.sci
```

Scilab code Exa 6.1.1 chapter 6 example 1

```
1 clc
2 pathname=get_absolute_file_path('6_1_1.sce')
3 filename=pathname+filesep()+ '611.sci'
4 exec(filename)
5 printf(" All the values in the textbook are
    Approximated hence the values in this code differ
```

The vapor pressure of benzene is measured at two temperatures, with the following results:

$$T_1 = 7.6^\circ\text{C}, \quad p_1^* = 40 \text{ mm Hg}$$

$$T_2 = 15.4^\circ\text{C}, \quad p_2^* = 60 \text{ mm Hg}$$

Calculate the latent heat of vaporization and the parameter B in the Clausius–Clapeyron equation and then estimate p^* at 42.2°C using this equation.

Figure 6.1: chapter 6 example 1

Air and liquid water are contained at equilibrium in a closed chamber at 75°C and 760 mm Hg. Calculate the molar composition of the gas phase.

Figure 6.2: chapter 6 example 2

```
        from those of Textbook")
6  disp("let deltaHv/R = S")
7  S= - (T1*T2* log(P2/P1))/(T1-T2)
8  deltahv=S*R
9  printf(" \n Latent Heat of Vaporization=%d",deltahv)
10 B=log(P1) + S/T1
11 printf("\n B=%f",B)
12 P=exp(-S/T + B)
13 printf("\n P* at %f K = %f",T,P)
```

check Appendix [AP 48](#) for dependency:

631.sci

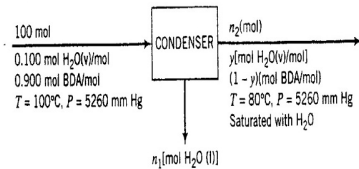
Scilab code Exa 6.3.1 chapter 6 example 2

```
1  clc
2  pathname=get_absolute_file_path('6_3_1.sce')
3  filename=pathname+filesep()+ '631.sci '
4  exec(filename)
5  printf(" All the values in the textbook are
        Approximated hence the values in this code differ
        from those of Textbook")
6  y=Pstar/P
7  printf(" \n Molar composition of Water is %f and Air
        is %f",y,1-y)
```

check Appendix [AP 47](#) for dependency:

A stream of air at 100°C and 5260 mm Hg contains 10.0% water by volume.

1. Calculate the dew point and degrees of superheat of the air.
2. Calculate the percentage of the vapor that condenses and the final composition of the gas phase if the air is cooled to 80°C at constant pressure.
3. Calculate the percentage condensation and the final gas-phase composition if, instead of being cooled, the air is compressed isothermally to 8500 mm Hg.
4. Suppose the process of part 2 is run, the product gas is analyzed, and the mole fraction of water differs considerably from the calculated value. What could be responsible for the disparity between calculated and measured values? (List several possibilities.)



Basis: 100 mol Feed Gas

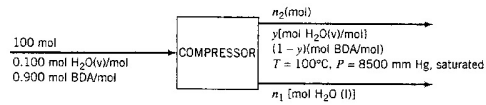


Figure 6.3: chapter 6 example 3

632.sci

Scilab code Exa 6.3.2 chapter 6 example 3

```

1  clc
2  pathname=get_absolute_file_path('6_3_2.sce')
3  filename=pathname+filesep()+ '632.sci '
4  exec(filename)
5  printf(" All the values in the textbook are
        Approximated hence the values in this code differ
        from those of Textbook")
6  P=y*PT
7  if(P<760)
8      disp("The Vapour is Super heated")
9  elseif(P=760)
10     disp("The vapour is At Dew point")
11 else
12     disp("The vapour is not Super heated")
13 end
14 disp("From tables Tdp=90 C")

```

Humid air at 75°C, 1.1 bar, and 30% relative humidity is fed into a process unit at a rate of 1000 m³/h. Determine (1) the molar flow rates of water, dry air, and oxygen entering the process unit, (2) the molal humidity, absolute humidity, and percentage humidity of the air, and (3) the dew point.

Figure 6.4: chapter 6 example 4

```

15 disp(" Superheat = 100-90=10 C ")
16 disp(" Using Raoult law at the outlet")
17 y1=355/PT
18 printf(" y1=%f" ,y1)
19 disp(" Balance on Dry Air")
20 n2=basis*(1-y)/(1-y1)
21 printf(" n2=%f mol" ,n2)
22 disp(" Total mole balance")
23 n1=basis-n2
24 printf(" n1=%f mol" ,n1)
25 printf(" \n Percentage condensation=%f" ,n1*100/(y*
    basis))
26 Psaturation=760/y
27 printf(" \n Any increase in pressure above %d mm of
    Hg must cause condensation " ,Psaturation)
28 printf(" \n For the next part of the problem use the
    same code by modifying PT to be 8500 mm of Hg")

```

check Appendix [AP 46](#) for dependency:

633.sci

Scilab code Exa 6.3.3 chapter 6 example 4

```

1 clc
2 pathname=get_absolute_file_path('6_3_3.sce')
3 filename=pathname+filesep()+ '633.sci'

```



```

4 exec(filename)
5 printf(" All the values in the textbook are
    Approximated hence the values in this code differ
    from those of Textbook")
6 P=hr*P75
7 y=P/Porig
8 ndot=PorigBar*Vdot/(R*T)
9 ndotWater=ndot*y
10 printf(" \n Molar flowrate of Water=%f Kmol/h",
    ndotWater)
11 ndotBDA=ndot*(1-y)
12 printf(" \n Molar flowrate of Dry Air=%f Kmol/h",
    ndotBDA)
13 ndotO2=ndotBDA*0.21
14 printf(" \n Molar flowrate of Oxygen=%f Kmol/h",
    ndotO2)
15 hm=P/(Porig-P)
16 ha=hm*18/29
17 hmdot=P75/(Porig-P75)
18 hp=100*hm/hmdot
19 printf(" \n Molal Humidity=%f mol water/mol BDA",hm)
20 printf(" \n Absolute Humidity=%f kg water/kg BDA",ha
    )
21 printf(" \n Percentage Humidity=%f",hp)

```

check Appendix [AP 45](#) for dependency:

641.sci

Scilab code Exa 6.4.1 chapter 6 example 5

```

1 clc
2 pathname=get_absolute_file_path('6_4_1.sce')
3 filename=pathname+filesep()+ '641.sci'

```

A gas stream consisting of 100 lb-mole/h of an SO₂-air mixture containing 45 mole% SO₂ is contacted with liquid water in a continuous absorber at 30°C. The liquid leaving the absorber is analyzed and found to contain 2.00 g of SO₂ per 100 g of H₂O. Assuming that the gas and liquid streams leaving the absorber are in equilibrium at 30°C and 1 atm, calculate the fraction of the entering SO₂ absorbed in the water and the required water feed rate.

Basis: Given Feed Rate of Gas

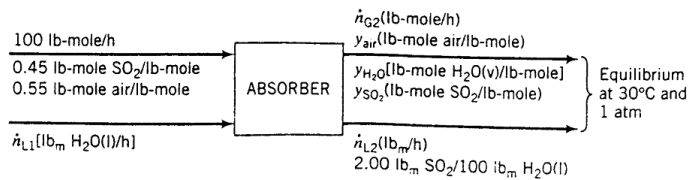


Figure 6.5: chapter 6 example 5

```

4  exec(filename)
5  printf(" All the values in the textbook are
      Approximated hence the values in this code differ
      from those of Textbook")
6  yH2O=PH20/P
7  yS02=PS02/P
8  yAir=1-yH20-yS02
9  disp(" Using Air balance , ")
10 nG2=(1-x)*basis/yAir
11 printf(" nG2=%f lbm/h" ,nG2)
12 xS02=y/102
13 xH20=1-xS02
14 disp(" Using SO2 balance , ")
15 nL2=(basis*x-nG2*yS02)*M1/(xS02)
16 printf(" nL2=%d lbm/h" ,nL2)
17 disp(" Using H2O balance , ")
18 nL1=nG2*yH20*M2 + nL2*xH20
19 printf(" nL1=%d lbm H2O/h" ,nL1)
20 S02Absorbed=nL2*xS02
21 S02Fed=basis*x*M1
22 Fraction=S02Absorbed/S02Fed
23 printf(" \n Fraction SO2 absorbed= %f lbm SO2
      absorbed/lbm SO2 fed" ,Fraction)

```

Use either Raoult's law or Henry's law to solve the following problems.

1. A gas containing 1.00 mole% ethane is in contact with water at 20.0°C and 20.0 atm. Estimate the mole fraction of dissolved ethane.
2. An equimolar liquid mixture of benzene (B) and toluene (T) is in equilibrium with its vapor at 30.0°C. What is the system pressure and the composition of the vapor?

Figure 6.6: chapter 6 example 6

check Appendix [AP 44](#) for dependency:

642.sci

Scilab code Exa 6.4.2 chapter 6 example 6

```
1  clc
2  pathname=get_absolute_file_path('6_4_2.sce')
3  filename=pathname+filesep()+ '642.sci '
4  exec(filename)
5  printf(" All the values in the textbook are
        Approximated hence the values in this code differ
        from those of Textbook")
6  x=y*P/H
7  PBstar=10^(6.906- 1211/(T+220.8))
8  PTstar=10^(6.9533- 1343.9/(T+219.38))
9  PB=xB*PBstar
10 PT=(1-xB)*PTstar
11 Ptotal=PB+PT
12 yB=PB/Ptotal
13 yT=PT/Ptotal
14 printf(" \n Total system pressure=%f mm of Hg",
        Ptotal)
15 printf(" \n Compsoitioin of benzene=%f",yB)
```

One hundred fifty kilograms of a saturated aqueous solution of AgNO_3 at 100°C is cooled to 20°C , thereby forming AgNO_3 crystals, which are filtered from the remaining solution. The wet filter cake, which contains 80% solid crystals and 20% saturated solution by mass, passes to a dryer in which the remaining water is vaporized. Calculate the fraction of the AgNO_3 in the feed stream eventually recovered as dry crystals and the amount of water that must be removed in the drying stage.

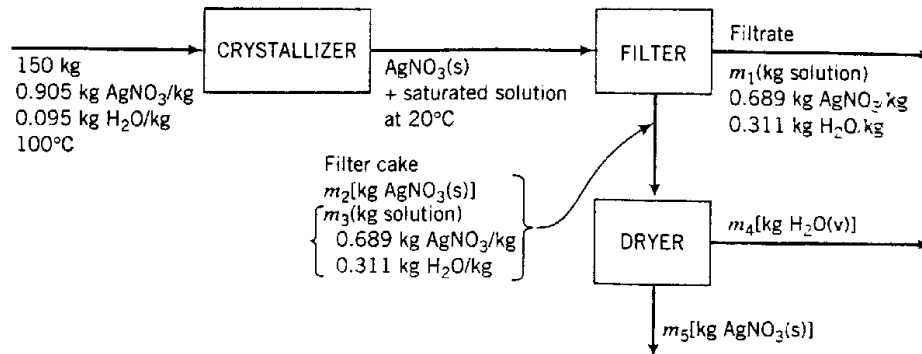


Figure 6.7: chapter 6 example 7

16 `printf("\n Compoision of toluene=%f", yT)`

check Appendix [AP 43](#) for dependency:

651.sci

Scilab code Exa 6.5.1 chapter 6 example 7

```

1 clc
2 pathname=get_absolute_file_path('6_5_1.sce')
3 filename=pathname+filesep()+ '651.sci'
4 exec(filename)
5 printf(" All the values in the textbook are
    Approximated hence the values in this code differ
    from those of Textbook")
6 disp(" COmposition of Filter cake,")

```

```

7 disp("m2=4m3")
8 disp("Water balance around the crystallizer,")
9 printf("\n %f kg H2O = %f ml + %f ml",basis*inputx,
        outputx,outputx)
10 disp("Mass balance around crystallizer, ")
11 printf(" \n %d=m1+m2+m3",basis)
12 A=[0 1 -4;outputx 0 outputx;1 1 1]
13 b=[0;basis*inputx;basis]
14 C=A\b
15 //Here we solved two linear equations simultaneously
16 m1=C(1,1)
17 printf(" \n m1=%f Kg",m1)
18 m2=C(2,1)
19 printf(" \n m2=%f Kg",m2)
20 m3=C(3,1)
21 printf(" \n m3=%f Kg",m3)
22 disp("Overall AgNO3 balance,")
23 m5=(1-inputx)*basis - (1-outputx)*m1
24 printf("m5=%f kg AgNO3 crystals recovered",m5)
25 percentage=m5*100/(basis*(1-inputx))
26 printf(" \n Percentage recovery=%f",percentage)
27 disp("Overall mass balance")
28 m4=basis-m1-m5
29 printf("m4=%d Kg water removed in the Dryer",m4)

```

check Appendix [AP 42](#) for dependency:

652.sci

Scilab code Exa 6.5.2 chapter 6 example 8

```

1 clc
2 pathname=get_absolute_file_path('6_5_2.sce')
3 filename=pathname+filesep()+ '652.sci'

```

An aqueous potassium nitrate solution containing 60.0 wt% KNO_3 at 80°C is fed to a cooling crystallizer in which the temperature is reduced to 40°C . Determine the temperature at which the solution reaches saturation and the percentage of the potassium nitrate in the feed that forms crystals.

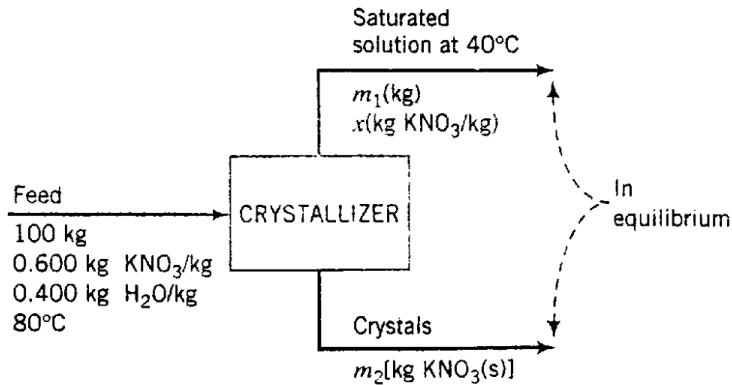


Figure 6.8: chapter 6 example 8

```

4  exec(filename)
5  printf(" All the values in the textbook are
        Approximated hence the values in this code differ
        from those of Textbook")
6  outputx=S/(S+100)
7  printf(" x=%f Kg KNO3/Kg",outputx)
8  disp(" Water balance")
9  m1=basis*(1-inputx)/(1-outputx)
10 printf(" \n m1=%f Kg",m1)
11 disp(" Mass balance")
12 m2=basis-m1
13 printf(" \n m2=%f kg",m2)
14 percentage=m2*100/(basis*inputx)
15 printf(" \n Percentage of KNO3 in the feed that
        crystallizes is %f",percentage)

```

check Appendix [AP 41](#) for dependency:

653.sci

An aqueous solution of magnesium sulfate at 104°C containing 30.1 wt% MgSO₄ is fed to a cooling crystallizer that operates at 10°C. The stream leaving the crystallizer is a slurry of solid magnesium sulfate heptahydrate particles [MgSO₄·7H₂O(s)] suspended in a liquid solution. Tabulated solubility data for magnesium sulfate [*Perry's Chemical Engineers' Handbook* (see footnote 1), p. 18-35] show that a saturated solution at 10°C contains 23.2 wt% MgSO₄. Determine the rate at which solution must be fed to the crystallizer to produce 1 metric ton (1 tonne, 1000 kg) of magnesium sulfate heptahydrate per hour.

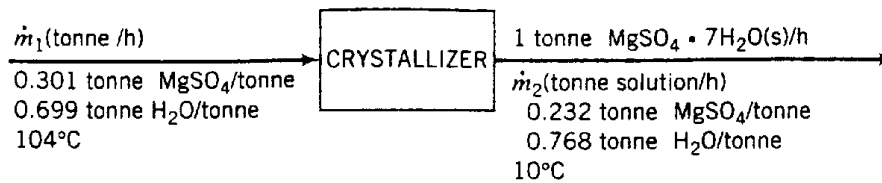


Figure 6.9: chapter 6 example 9

Scilab code Exa 6.5.3 chapter 6 example 9

```

1  clc
2  pathname=get_absolute_file_path('6_5_3.sce')
3  filename=pathname+filesep()+ '653.sci'
4  exec(filename)
5  printf(" All the values in the textbook are
        Approximated hence the values in this code differ
        from those of Textbook")
6  disp(" Total mass balance")
7  disp(" m1=1+m2")
8  disp(" MgSO4 balance")
9  printf(" \n %f m1 = %d* %f / %f + m2 %f",inputx,
        basis,M,M1,outputx)
10 A=[1 -1;inputx -outputx]
11 b=[1;basis*M/M1]
12 C=A\b
13 //Here we solved two linear equations simultaneously
14 m1=C(1,1)

```

A solution of 5.000 g of a solute in 100.0 g of water is heated slowly at a constant pressure of 1.00 atm and is observed to boil at 100.421°C. Estimate the molecular weight of the solute, the effective solvent vapor pressure at 25°C, and the solution freezing point at 1 atm. The necessary properties of water can be found in Table B.1.

Figure 6.10: chapter 6 example 10

```
15 m2=C(2,1)
16 printf(" \n m1=%f Tonne/h",m1)
17 printf(" \n m2=%f Tonne/h",m2)
```

check Appendix [AP 40](#) for dependency:

654.sci

Scilab code Exa 6.5.4 chapter 6 example 10

```
1 clc
2 pathname=get_absolute_file_path('6_5_4.sce')
3 filename=pathname+filesep()+ '654.sci'
4 exec(filename)
5 printf(" All the values in the textbook are
   Approximated hence the values in this code differ
   from those of Textbook")
6 x=(Tf-100)*40656/(R*373.16^2)
7 y=m2/18.016
8 Ms=m1*(1-x)/(y*x)
9 printf(" \n Ms=%f",Ms)
10 deltaTm=R*(273.16)^2 *x/6009.5
11 Tms=0-deltaTm
12 printf(" \n Tms=%f",Tms)
13 Pstar=(1-x)*23.756
14 printf(" \n Solvent Vapour pressure=%f mm Hg",Pstar)
```

Two hundred cubic centimeters of an acetone–water mixture that contains 10.0 wt% acetone is mixed with 400.0 cm³ of chloroform at 25°C, and the phases are then allowed to settle. What percentage of the acetone is transferred from the water to the chloroform?

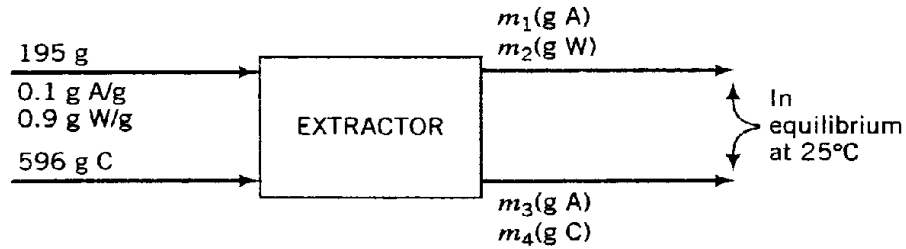


Figure 6.11: chapter 6 example 11

check Appendix [AP 39](#) for dependency:

661.sci

Scilab code Exa 6.6.1 chapter 6 example 11

```

1  clc
2  pathname=get_absolute_file_path('6_6_1.sce')
3  filename=pathname+filesep()+ '661.sci'
4  exec(filename)
5  printf(" All the values in the textbook are
        Approximated hence the values in this code differ
        from those of Textbook")
6  Dbar=DA*DW/(x*DW + (1-x)*DA)
7  mass1=V1*Dbar
8  mass2=V2*DC
9  disp("C balance")
10 m4=mass2
11 printf(" \n m4=%f" ,m4)
12 disp("W balance")
13 m2=(1-x)*mass1

```

One thousand kilograms of a 30.0 wt% solution of acetone in water and a second stream of pure methyl isobutyl ketone (MIBK) is fed to a mixer. The mixture is then fed to a settler where two phases form and are withdrawn separately at 25°C. How much MIBK must be fed to the process to reduce the acetone concentration in the water-rich phase to 5 wt%, assuming that the fluids remain in the settler long enough for equilibrium to be achieved?

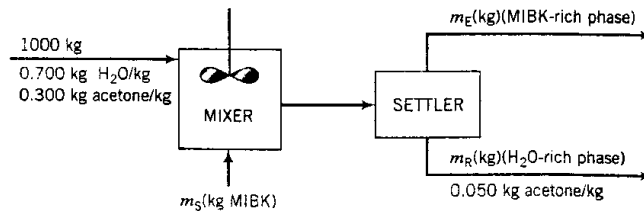


Figure 6.12: chapter 6 example 12

```

14 printf(" \n m2=%f" , m2)
15 disp("A balance")
16 printf("m1+m3=%f * %f" , x , mass1)
17 disp(" Distribution Coefficient ,K=m3*(m1+m2)/m1*(m3
+m4)")
18 disp("On solving , ")
19 m1=2.7
20 m3=16.8
21 percentage=m3*100/(x*mass1)
22 printf(" \n m1=%f" , m1)
23 printf(" \n m3=%f" , m3)
24 printf(" \n percentage of acetone transferred to
chloroform=%f" , percentage)

```

check Appendix [AP 38](#) for dependency:

662.sci

Scilab code **Exa 6.6.2** chapter 6 example 12

```

1  clc
2  pathname=get_absolute_file_path('6_6_2.sce')
3  filename=pathname+filesep()+ '662.sci '
4  exec(filename)
5  printf(" All the values in the textbook are
        Approximated hence the values in this code differ
        from those of Textbook")
6  disp("Mass balance")
7  printf("ms + %d = mE + mR",basis)
8  disp("acetone balance")
9  printf("%f *%d = %f mE + %f mR",inputxA,basis,
        outputxA2,outputxA1)
10 disp("Water balance")
11 printf(" \n %f *%d = %f mE + %f mR",1-inputxA,basis
        ,1-outputxA2-outputxM2,1-outputxA1-outputxM1)
12 A=[1 1 -1;outputxA2 outputxA1 0;1-outputxA2-
        outputxM2 1-outputxA1-outputxM1 0]
13 b=[basis;inputxA*basis;(1-inputxA)*basis]
14 C=A\b
15 //Here We solved three linear equations
        simultaneously
16 mE=C(1,1)
17 mR=C(2,1)
18 mS=C(3,1)
19 printf(" \n mE=%f Kg",mE)
20 printf(" \n mR=%f Kg",mR)
21 printf(" \n mS=%f Kg MIBK",mS)

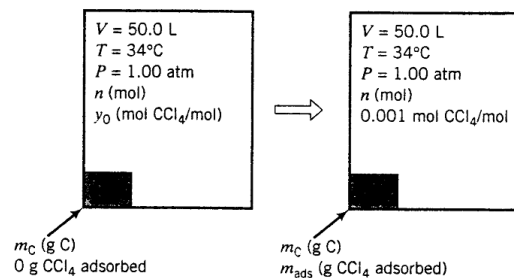
```

check Appendix [AP 37](#) for dependency:

671.sci

Scilab code Exa 6.7.1 chapter 6 example 13

A 50.0-liter tank contains an air-carbon tetrachloride mixture at 1 atm absolute, 34°C, and 30.0% relative saturation. Activated carbon is placed in the tank to adsorb CCl₄. The temperature of the tank contents is maintained at 34°C, and clean air is continuously supplied to the tank throughout the process to maintain the total pressure at 1.00 atm. The process may be shown schematically as follows:



Calculate the minimum amount of activated carbon needed to reduce the CCl₄ mole fraction in the gas to 0.001. Neglect the volume of the activated carbon and the adsorbed CCl₄. Why would the actual amount placed in the tank be larger than the calculated value?

Figure 6.13: chapter 6 example 13

```

1  clc
2  pathname=get_absolute_file_path('6_7_1.sce')
3  filename=pathname+filesep()+ '671.sci'
4  exec(filename)
5  printf(" All the values in the textbook are
        Approximated hence the values in this code differ
        from those of Textbook")
6  n=P*V/(R*T)
7  printf(" \n No. of moles=%f mol",n)
8  y0=y*Pstar/Pmm
9  printf(" \n Y0=%f mol CCl4/mol",y0)
10 Pfina1=xF*Pmm
11 b=0.096*Pfina1
12 Xstar=0.794*b/(1+b)
13 printf(" \n Mass of CCl4 adsorbed to Carbon at
        equilibrium=%f g CCl4 ads/g C",Xstar)
14 Mads=(y0*n- xF*n)*154
15 printf(" \n Mass of CCl4 adsorbed=%f g",Mads)
16 Mc=Mads/Xstar
17 printf(" \n Mass of carbon Required=%f g",Mc)

```


Chapter 7

Energy And Energy Balances

check Appendix [AP 36](#) for dependency:

721.sci

Scilab code Exa 7.2.1 chapter 7 example 1

```
1 clc
2 pathname=get_absolute_file_path('7_2_1.sce')
3 filename=pathname+filesep()+ '721.sci '
4 exec(filename)
5 printf(" All the values in the textbook are
        Approximated hence the values in this code differ
        from those of Textbook")
6 u=Vdot*100^2 /(%pi*(ID/2)^2 *3600)
7 mdot=Vdot*10^3 /3600
```

Water flows into a process unit through a 2-cm ID pipe at a rate of 2.00 m³/h. Calculate \dot{E}_k for this stream in joules/second.

Figure 7.1: chapter 7 example 1

Crude oil is pumped at a rate of 15.0 kg/s from a point 220 meters below the earth's surface to a point 20 meters above ground level. Calculate the attendant rate of increase of potential energy.

Figure 7.2: chapter 7 example 2

```
8 Ek=mdot*u^2 /2
9 printf("\n Ek=%f J/s",Ek)
```

check Appendix [AP 35](#) for dependency:

722.sci

Scilab code Exa 7.2.2 chapter 7 example 2

```
1 clc
2 pathname=get_absolute_file_path('7_2_2.sce')
3 filename=pathname+filesep()+ '722.sci'
4 exec(filename)
5 printf(" All the values in the textbook are
   Approximated hence the values in this code differ
   from those of Textbook")
6 Power=mdot*g*(z2-z1)
7 printf("\n Power=%d J/s",Power)
```

check Appendix [AP 34](#) for dependency:

741.sci

Scilab code Exa 7.4.1 chapter 7 example 3

The specific internal energy of helium at 300 K and 1 atm is 3800 J/mol, and the specific molar volume at the same temperature and pressure is 24.63 L/mol. Calculate the specific enthalpy of helium at this temperature and pressure, and the rate at which enthalpy is transported by a stream of helium at 300 K and 1 atm with a molar flow rate of 250 kmol/h.

Figure 7.3: chapter 7 example 3

Five hundred kilograms per hour of steam drives a turbine. The steam enters the turbine at 44 atm and 450°C at a linear velocity of 60 m/s and leaves at a point 5 m below the turbine inlet at atmospheric pressure and a velocity of 360 m/s. The turbine delivers shaft work at a rate of 70 kW, and the heat loss from the turbine is estimated to be 10^4 kcal/h. Calculate the specific enthalpy change associated with the process.

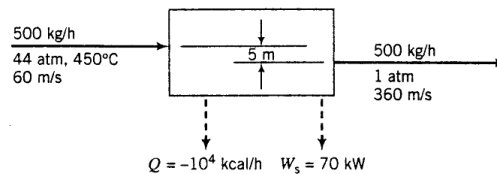


Figure 7.4: chapter 7 example 4

```

1  clc
2  pathname=get_absolute_file_path('7_4_1.sce')
3  filename=pathname+filesep()+ '741.sci'
4  exec(filename)
5  printf(" All the values in the textbook are
        Approximated hence the values in this code differ
        from those of Textbook")
6  Hcap=U+P*Vcap*101.3
7  H=ndot*Hcap*10^3
8  printf(" \n Specific Enthalpy=%d J/mol",Hcap)
9  printf(" \n Enthalpy of Helium=%E J/h",H)

```

check Appendix [AP 33](#) for dependency:

742.sci

The following entries are taken from a data table for saturated methyl chloride:

State	$T(^{\circ}\text{F})$	$P(\text{psia})$	$\hat{V}(\text{ft}^3/\text{lb}_m)$	$\hat{H}(\text{Btu}/\text{lb}_m)$
Liquid	-40	6.878	0.01553	0.000
Vapor	0	18.90	4.969	196.23
Vapor	50	51.99	1.920	202.28

1. What reference state was used to generate the given enthalpies?
2. Calculate $\Delta\hat{H}$ and $\Delta\hat{U}$ for the transition of saturated methyl chloride vapor from 50°F to 0°F.
3. What assumption did you make in solving question 2 regarding the effect of pressure on specific enthalpy?

Figure 7.5: chapter 7 example 5

Scilab code Exa 7.4.2 chapter 7 example 4

```

1  clc
2  pathname=get_absolute_file_path('7_4_2.sce')
3  filename=pathname+filesep()+ '742.sci'
4  exec(filename)
5  printf(" All the values in the textbook are
      Approximated hence the values in this code differ
      from those of Textbook")
6  Ek=mdot*10^(-3)*(u2^2-u1^2)/2
7  Ep=mdot*g*deltaZ/10^3
8  Qdot=Qdot/(0.239*3600)
9  Hdot=Qdot-Ws-Ek-Ep
10 printf(" \n DeltaH=%f KW",Hdot)
11 Hcap=Hdot/mdot
12 printf(" \n Specific Enthalpy=%f Kj/Kg",Hcap)

```

check Appendix [AP 32](#) for dependency:

751.sci

Scilab code Exa 7.5.1 chapter 7 example 5

Steam at 10 bar absolute with 190°C of superheat is fed to a turbine at a rate $\dot{m} = 2000$ kg/h. The turbine operation is adiabatic, and the effluent is saturated steam at 1 bar. Calculate the work output of the turbine in kilowatts, neglecting kinetic and potential energy changes.

Figure 7.6: chapter 7 example 6

```

1  clc
2  pathname=get_absolute_file_path('7_5_1.sce')
3  filename=pathname+filesep()+ '751.sci'
4  exec(filename)
5  printf(" All the values in the textbook are
        Approximated hence the values in this code differ
        from those of Textbook")
6  deltaH=H0-H50
7  deltaU=deltaH+((Pfinal*Vfinal-Pinitial*Vinitial)
        *1.987/10.73)
8  printf(" \n change in Specific Enthalpy=%f Btu/lbm",
        deltaH)
9  printf(" \n change in Specific Internal Energy=%f
        Btu/lbm", deltaU)

```

check Appendix [AP 31](#) for dependency:

753.sci

Scilab code Exa 7.5.3 chapter 7 example 6

```

1  clc
2  pathname=get_absolute_file_path('7_5_3.sce')
3  filename=pathname+filesep()+ '753.sci'
4  exec(filename)
5  printf(" All the values in the textbook are
        Approximated hence the values in this code differ
        from those of Textbook")

```

Two streams of water are mixed to form the feed to a boiler. Process data are as follows:

Feed stream 1	120 kg/min @ 30°C
Feed stream 2	175 kg/min @ 65°C
Boiler pressure	17 bar (absolute)

The exiting steam emerges from the boiler through a 6-cm ID pipe. Calculate the required heat input to the boiler in kilojoules per minute if the emerging steam is saturated at the boiler pressure. Neglect the kinetic energies of the liquid inlet streams.

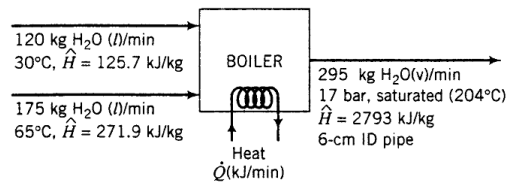


Figure 7.7: chapter 7 example 7

```

6 disp("From Steam tables , ")
7 Hin=3201 //Kj/Kg
8 Hout=2675 //Kj/Kg
9 Ws= -mdot*(Hout-Hin)/3600
10 printf("Work delivered by Turbine to surroundings=%d
        Kw" ,Ws)

```

check Appendix [AP 30](#) for dependency:

761.sci

Scilab code Exa 7.6.1 chapter 7 example 7

```

1 clc
2 pathname=get_absolute_file_path('7_6_1.sce')
3 filename=pathname+filesep()+ '761.sci'
4 exec(filename)
5 printf(" All the values in the textbook are
        Approximated hence the values in this code differ
        from those of Textbook")

```

A liquid stream containing 60.0 wt% ethane and 40.0% *n*-butane is to be heated from 150 K to 200 K at a pressure of 5 bar. Calculate the required heat input per kilogram of the mixture, neglecting potential and kinetic energy changes, using tabulated enthalpy data for C₂H₆ and C₄H₁₀ and assuming that mixture component enthalpies are those of the pure species at the same temperature.

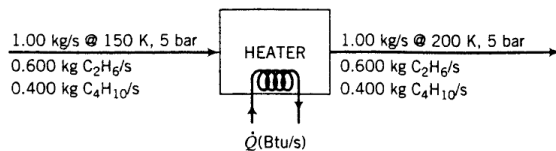


Figure 7.8: chapter 7 example 8

```

6 deltaH=m3*H3-m1*H1-m2*H2
7 disp("From tables , Vdot=0.1166 m^3/kg")
8 Vdot=0.1166
9 A=%pi*(ID/2)^2 /10^4
10 u=m3*Vdot/(A*60)
11 Ek=m3*u^2 /(2*10^3)
12 Qdot=deltaH+Ek
13 printf("Heat required=%E Kj/min" ,Qdot)

```

check Appendix [AP 29](#) for dependency:

762.sci

Scilab code Exa 7.6.2 chapter 7 example 8

```

1 clc
2 pathname=get_absolute_file_path('7_6_2.sce')
3 filename=pathname+filesep()+ '762.sci'
4 exec(filename)
5 printf(" All the values in the textbook are
    Approximated hence the values in this code differ
    from those of Textbook")

```

Saturated steam at 1 atm is discharged from a turbine at a rate of 1150 kg/h. Superheated steam at 300°C and 1 atm is needed as a feed to a heat exchanger; to produce it, the turbine discharge stream is mixed with superheated steam available from a second source at 400°C and 1 atm. The mixing unit operates adiabatically. Calculate the amount of superheated steam at 300°C produced and the required volumetric flow rate of the 400°C steam.

Specific enthalpies of the two feed streams and the product stream are obtained from the steam tables and are shown below on the flowchart.

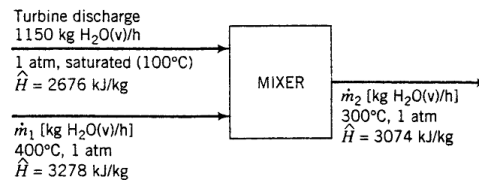


Figure 7.9: chapter 7 example 9

```
6 Qdot=basis*(x*Hout1+(1-x)*Hout2-x*Hin1-(1-x)*Hin2)
7 printf("\n Heat required=%f KJ/Kg",Qdot/basis)
```

check Appendix [AP 28](#) for dependency:

763.sci

Scilab code Exa 7.6.3 chapter 7 example 9

```
1 clc
2 pathname=get_absolute_file_path('7_6_3.sce')
3 filename=pathname+filesep()+ '763.sci'
4 exec(filename)
5 printf(" All the values in the textbook are
        Approximated hence the values in this code differ
        from those of Textbook")
6 disp("Mass balance on Water,")
7 disp("m3+m1=m2")
8 disp("Energy balance ,")
```

Water flows through the system shown here at a rate of 20 L/min. Estimate the pressure required at point ① if friction losses are negligible.

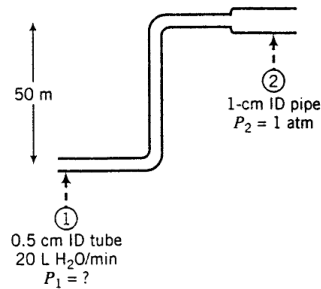


Figure 7.10: chapter 7 example 10

```

9  disp("m3*H3+m1*H1=m2*H2")
10 A=[1, -1; H2, -H1]
11 b=[m3; m3*H3]
12 C=A\b
13 //here we solved two linear equations simultaneously
.
14 m2=C(1,1)
15 m1=C(2,1)
16 printf(" Input flowrate ,m1=%f Kg/h",m1)
17 printf(" \n Output flowrate , m2=%f Kg/h",m2)
18 disp("From tables ,Vdot=3.11 m^3/kg")
19 Vdot=3.11
20 printf(" Volumetric input flowrate=%f m^3/h",m1*Vdot
)

```

check Appendix [AP 27](#) for dependency:

771.sci

Scilab code Exa 7.7.1 chapter 7 example 10

Gasoline ($\rho = 50.0 \text{ lb}_m/\text{ft}^3$) is to be siphoned from a tank. The friction loss in the line is $\hat{F} = 0.80 \text{ ft}\cdot\text{lb}_f/\text{lb}_m$. Estimate how long it will take to siphon 5.00 gal, neglecting the change in liquid level in the gasoline tank during this process and assuming that both point ① (at the liquid surface in the gas tank) and point ② (in the tube just prior to the exit) are at 1 atm.

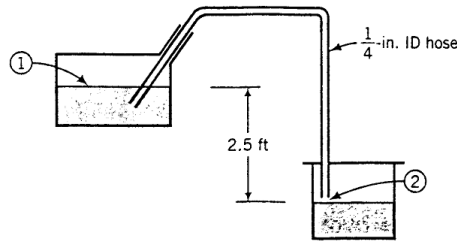


Figure 7.11: chapter 7 example 11

```

1  clc
2  pathname=get_absolute_file_path('7_7_1.sce')
3  filename=pathname+filesep()+ '771.sci '
4  exec(filename)
5  printf(" All the values in the textbook are
        Approximated hence the values in this code differ
        from those of Textbook")
6  u1=Vdot*10^4 /(10^3 *60*pi*(ID1/2)^2)
7  u2=Vdot*10^4 /(10^3 *60*pi*(ID2/2)^2)
8  deltaP=-((u2^2 - u1^2)/2 + g*deltaZ)*10^3
9  P1=P2-deltaP
10 printf(" \n P1=%E Pa",P1)

```

check Appendix [AP 26](#) for dependency:

772.sci

Scilab code Exa 7.7.2 chapter 7 example 11

```

1  clc

```

Water flows from an elevated reservoir through a conduit to a turbine at a lower level and out of the turbine through a similar conduit. At a point 100 m above the turbine the pressure is 207 kPa, and at a point 3 m below the turbine the pressure is 124 kPa. What must the water flow rate be if the turbine output is 1.00 MW?

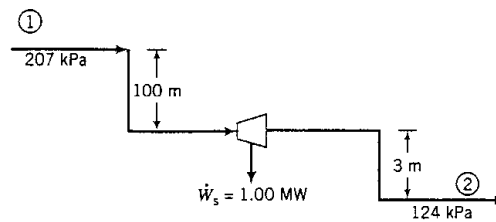


Figure 7.12: chapter 7 example 12

```

2 pathname=get_absolute_file_path('7_7_2.sce')
3 filename=pathname+filesep()+ '772.sci'
4 exec(filename)
5 printf(" All the values in the textbook are
    Approximated hence the values in this code differ
    from those of Textbook")
6 u2=sqrt(2*32.174*(-F-g*deltaZ/32.174))
7 Vdot=u2*%pi*(ID/2)^2 /144
8 t=V*0.1337/(Vdot*60)
9 printf(" Total time taken=%f min",t)

```

check Appendix [AP 25](#) for dependency:

773.sci

Scilab code Exa 7.7.3 chapter 7 example 12

```

1 clc
2 pathname=get_absolute_file_path('7_7_3.sce')
3 filename=pathname+filesep()+ '773.sci'

```



```
4 exec(filename)
5 printf(" All the values in the textbook are
    Approximated hence the values in this code differ
    from those of Textbook")
6  $\dot{m} = -W_s / (\Delta P / D + g \Delta Z)$ 
7 printf(" \n Water flow rate=%f kg/s", $\dot{m}$ )
```

Chapter 8

Balances On Nonreactive Processes

check Appendix [AP 24](#) for dependency:

```
831.sci
```

Scilab code Exa 8.3.1 chapter 8 example 1

```
1 clc
2 pathname=get_absolute_file_path('8_3_1.sce')
3 filename=pathname+filesep()+ '831.sci '
4 exec(filename)
```

Calculate the heat required to raise 200 kg of nitrous oxide from 20°C to 150°C in a constant-volume vessel. The constant-volume heat capacity of N₂O in this temperature range is given by the equation

$$C_v \text{ (kJ/kg}\cdot\text{°C)} = 0.855 + 9.42 \times 10^{-4}T$$

where T is in °C.

Figure 8.1: chapter 8 example 1

Assuming ideal gas behavior, calculate the heat that must be transferred in each of the following cases.

1. A stream of nitrogen flowing at a rate of 100 mol/min is heated from 20°C to 100°C.
2. Nitrogen contained in a 5-liter flask at an initial pressure of 3 bar is cooled from 90°C to 30°C.

Figure 8.2: chapter 8 example 2

```
5 printf(" All the values in the textbook are
    Approximated hence the values in this code differ
    from those of Textbook \n ")
6 function [Cv]=fun(T)
7     Cv=0.855+ T*9.42*10^(-4)
8 endfunction
9 [Ucap, err]=intg(Ti, Tf, fun) //intg is an inbuilt
    function used for definite integration
10 Q=mass*Ucap
11 printf(" Heat Required=%f KJ" ,Q)
```

check Appendix [AP 23](#) for dependency:

832.sci

Scilab code Exa 8.3.2 chapter 8 example 2

```
1 clc
2 pathname=get_absolute_file_path('8_3_2.sce')
3 filename=pathname+filesep()+ '832.sci'
4 exec(filename)
5 printf(" All the values in the textbook are
    Approximated hence the values in this code differ
    from those of Textbook \n ")
6 disp(" part 1")
7 function [Cp]=fun1(T)
```

Fifteen kmol/min of air is cooled from 430°C to 100°C. Calculate the required heat removal rate using (1) heat capacity formulas from Table B.2 and (2) specific enthalpies from Table B.8.

Figure 8.3: chapter 8 example 3

```
8      Cp=0.02900+ T*0.2199*10^(-5) + T^2 * 0.5723
          *10^(-8) - T^3 * 2.871 * 10^(-12)
9  endfunction
10 [deltaH,err]=intg(T1,T2,fun1) //intg is an inbuilt
    function used for definite integration
11 Qdot=ndot*deltaH
12 printf("Heat Transferred=%f KJ/min",Qdot)
13 disp("part2")
14 function [CV]=fun2(T)
15     CV=fun1(T)-8.14* 10^(-3)
16 endfunction
17 [deltaU,err]=intg(T3,T4,fun2) //intg is an inbuilt
    function used for definite integration
18 n=P*V/(R*T)
19 Q=n*deltaU
20 printf("Heat transferred=%f KJ",Q)
```

check Appendix [AP 22](#) for dependency:

833.sci

Scilab code Exa 8.3.3 chapter 8 example 3

```
1  clc
2  pathname=get_absolute_file_path('8_3_3.sce')
3  filename=pathname+filesep()+ '833.sci '
4  exec(filename)
```

Calculate the heat required to bring 150 mol/h of a stream containing 60% C₂H₆ and 40% C₂H₄ by volume from 0°C to 400°C. Determine a heat capacity for the mixture as part of the problem solution.

Figure 8.4: chapter 8 example 4

```

5 printf(" All the values in the textbook are
      Approximated hence the values in this code differ
      from those of Textbook \n ")
6 function [Cp]=fun(T)
7     Cp=0.02894 + T* 0.4147 *10^(-5) + T^2 * 0.3191 *
          10^(-8) - T^3 * 1.965 * 10^(-12)
8 endfunction
9 deltaH=intg(T1,T2,fun) //intg is an inbuilt function
      used for definite integration
10 Qdot=ndot*deltaH*10^3 /60
11 printf(" \n Rate of heat removal= %f KW",Qdot)

```

check Appendix [AP 21](#) for dependency:

834.sci

Scilab code Exa 8.3.4 chapter 8 example 4

```

1 clc
2 pathname=get_absolute_file_path('8_3_4.sce')
3 filename=pathname+filesep()+'834.sci'
4 exec(filename)
5 printf(" All the values in the textbook are
      Approximated hence the values in this code differ
      from those of Textbook \n ")
6 function [Cp1]=fun1(T)
7     Cp1=0.04937 + T*13.92*10^(-5) - T^2
          *5.816*10^(-8) + T^3 *7.280 * 10^(-12)

```

A stream containing 10% CH₄ and 90% air by volume is to be heated from 20°C to 300°C. Calculate the required rate of heat input in kilowatts if the flow rate of the gas is 2.00 × 10³ liters (STP)/min.

Basis: Given Flow Rate

Assume ideal gas behavior.

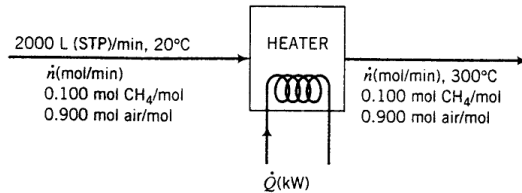


Figure 8.5: chapter 8 example 5

```

8  endfunction
9  function [Cp2]=fun2(T)
10     Cp2=0.06803 + T*22.59*10(-5) - T2
        *13.11*10(-8) + T3 *31.71 * 10(-12)
11  endfunction
12  function [Cp]=fun(T)
13     Cp=x*fun1(T)+ (1-x)*fun2(T)
14  endfunction
15  deltaH=intg(T1,T2,fun) //intg is an inbuilt function
        used for definite integration
16  printf("\n Heat capacity of Mixture=%f KJ/mol",
        deltaH)
17  Qdot=ndot*deltaH
18  printf("\n Heat Required=%f KJ/h",Qdot)

```

check Appendix [AP 20](#) for dependency:

835.sci

Scilab code Exa 8.3.5 chapter 8 example 5

At what rate in kilowatts must heat be transferred to a liquid stream of methanol at its normal boiling point to generate 1500 g/min of saturated methanol vapor?

Figure 8.6: chapter 8 example 6

```
1 clc
2 pathname=get_absolute_file_path('8_3_5.sce')
3 filename=pathname+filesep()+'835.sci'
4 exec(filename)
5 printf(" All the values in the textbook are
        Approximated hence the values in this code differ
        from those of Textbook \n ")
6 ndot=Vdot/22.4
7 function [Cp]=fun(T)
8     Cp=0.03431 + T*5.469*10^(-5) + T^2
        *0.3661*10^(-8) + T^3 *11*10^(-12)
9 endfunction
10 H1=intg(T1,T2,fun) //intg is an inbuilt function
    used for definite integration
11 printf("H1=%f Kj/mol",H1)
12 disp("From Tables H2= -0.15 Kj/mol    ,    H3=8.17 Kj/
    mol")
13 H2= -0.15
14 H3=8.17
15 Qdot=(ndot*x*H1+ ndot*(1-x)*(H3-H2))/60
16 printf("Heat Input=%f KW",Qdot)
```

check Appendix [AP 19](#) for dependency:

841.sci

Scilab code Exa 8.4.1 chapter 8 example 6

One hundred g-moles per hour of liquid *n*-hexane at 25°C and 7 bar is vaporized and heated to 300°C at constant pressure. Neglecting the effect of pressure on enthalpy, estimate the rate at which heat must be supplied.

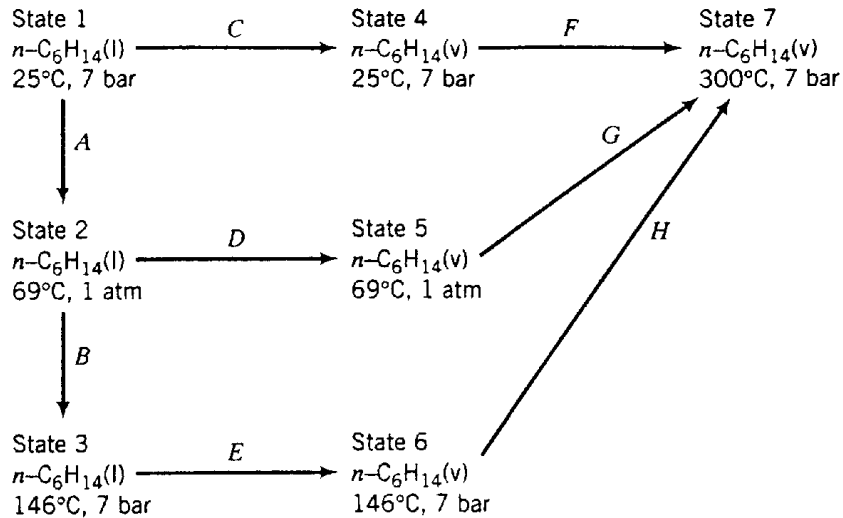


Figure 8.7: chapter 8 example 7

```

1 clc
2 pathname=get_absolute_file_path('8_4_1.sce')
3 filename=pathname+filesep()+ '841.sci'
4 exec(filename)
5 printf(" All the values in the textbook are
    Approximated hence the values in this code differ
    from those of Textbook \n ")
6 Qdot=mdot*deltaHv/(M*60)
7 printf("Rate of Heat transfer=%f KW" ,Qdot)

```

check Appendix [AP 18](#) for dependency:

842.sci

The normal boiling point of methanol is 337.9 K, and the critical temperature of this substance is 513.2 K. Estimate the heat of vaporization of methanol at 200°C.

Figure 8.8: chapter 8 example 8

Scilab code Exa 8.4.2 chapter 8 example 7

```
1 clc
2 pathname=get_absolute_file_path('8_4_2.sce')
3 filename=pathname+filesep()+ '842.sci'
4 exec(filename)
5 printf(" All the values in the textbook are
   Approximated hence the values in this code differ
   from those of Textbook")
6 disp("We have deltaHv at 69C hence We follow path
   ADG")
7 deltaHA=Cp*(T2-T1) + V*(1.013-P)*M/(D*10^4)
8 printf(" \n deltaHA=%f",deltaHA)
9 deltaHD=deltaHv
10 printf(" \n deltaHD=%f",deltaHD)
11 function [C]=fun1(T)
12     C=0.13744 + T*40.85*10^(-5) - T^2 *23.92*10^(-8)
   + T^3 *57.66*10^(-12)
13 endfunction
14 deltaHG=intg(T2,T3,fun1) //intg is an inbuilt
   function used for definite integration
15 printf(" \n deltaHG=%f Kj/mol",deltaHG)
16 Qdot=ndot*(deltaHA+deltaHD+deltaHG)/3600
17 printf(" \n rate of Heat supply= %f Kj/mol",Qdot)
18 printf(" \n In this problem we neglected V*deltaP as
   it is negligible ")
```

check Appendix [AP 17](#) for dependency:

843.sci

Scilab code Exa 8.4.3 chapter 8 example 8

```
1 clc
2 pathname=get_absolute_file_path('8_4_3.sce')
3 filename=pathname+filesep()+'843.sci'
4 exec(filename)
5 printf(" All the values in the textbook are
    Approximated hence the values in this code differ
    from those of Textbook")
6 disp("using Trouton rule,")
7 deltaHvT1=0.109*T1
8 disp("In this case , trouton rule gives a better
    estimate")
9 disp("using Watson correction")
10 deltaHvT2=36.8*((Tc-T2)/(Tc-T1))^(0.38)
11 printf("Estimated value using Trouton rule=%f Kj/mol
    ",deltaHvT1)
12 printf(" \n Estimated value using watson correction=
    %f Kj/mol",deltaHvT2)
```

check Appendix [AP 16](#) for dependency:

844.sci

Scilab code Exa 8.4.4 chapter 8 example 9

```
1 clc
2 pathname=get_absolute_file_path('8_4_4.sce')
3 filename=pathname+filesep()+'844.sci'
4 exec(filename)
```

An equimolar liquid mixture of benzene (B) and toluene (T) at 10°C is fed continuously to a vessel in which the mixture is heated to 50°C. The liquid product is 40.0 mole% B, and the vapor product is 68.4 mole% B. How much heat must be transferred to the mixture per g-mole of feed?

Basis: 1 mol Feed

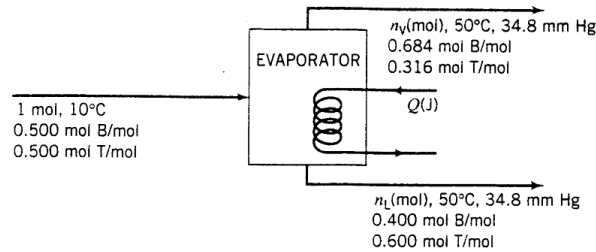


Figure 8.9: chapter 8 example 9

```

5 printf(" All the values in the textbook are
      Approximated hence the values in this code differ
      from those of Textbook")
6 A=[1 1;x y]
7 b=[basis;basis/2]
8 C=A\b
9 //Here We solved two linear equations simultaneously
10 nV=C(1,1)
11 nL=C(2,1)
12 H1=5.332
13 H2=6.340
14 H3=37.52
15 H4=42.93
16 Q=nV*x*H1 + nV*(1-x)*H2 + nL*y*H3 + nL*(1-y)*H4
17 printf(" \n Heat transferred= %f Kj",Q)
18 disp("The answer for this problem in Text is wrong")

```

check Appendix [AP 15](#) for dependency:

851.sci

Hydrochloric acid is produced by absorbing gaseous HCl (hydrogen chloride) in water. Calculate the heat that must be transferred to or from an absorption unit if HCl(g) at 100°C and H₂O(l) at 25°C are fed to produce 1000 kg/h of 20.0 wt% HCl(aq) at 40°C.

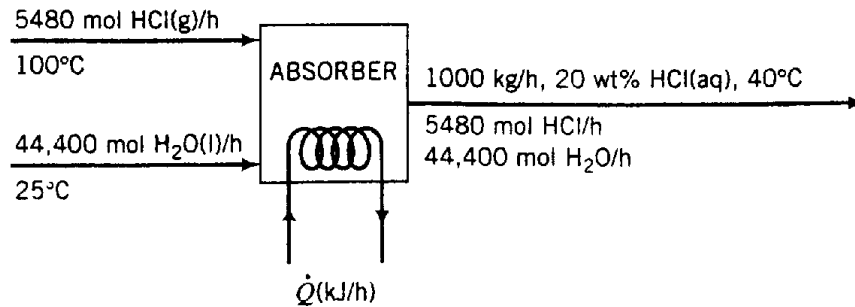


Figure 8.10: chapter 8 example 10

Scilab code Exa 8.5.1 chapter 8 example 10

```

1  clc
2  pathname=get_absolute_file_path('8_5_1.sce')
3  filename=pathname+filesep()+ '851.sci '
4  exec(filename)
5  printf(" All the values in the textbook are
        Approximated hence the values in this code differ
        from those of Textbook")
6  nHCl=mdot*x*10^3 /M1
7  nH2O=mdot*(1-x)*10^3 /M2
8  function [Cp1]=fun(T)
9      Cp1=29.13*10^(-3) - T*0.1341*10^(-5) +T^2
        *0.9715*10^(-8) - T^3 *4.335*10^(-12)
10 endfunction
11 H1=intg(T1,T2,fun) //intg is an inbuilt function
        used for definite integration
12 disp(H1)
13 r=nH2O/nHCl
14 disp("From table B.11, deltaHa= -67.4 Kj/mol HCl")

```

A 5.0 wt% H_2SO_4 solution at 60°F is to be concentrated to 40.0 wt% by evaporation of water. The concentrated solution and water vapor emerge from the evaporator at 180°F and 1 atm. Calculate the rate at which heat must be transferred to the evaporator to process $1000 \text{ lb}_m/\text{h}$ of the feed solution.

Basis: Given Feed Rate of 5% Solution

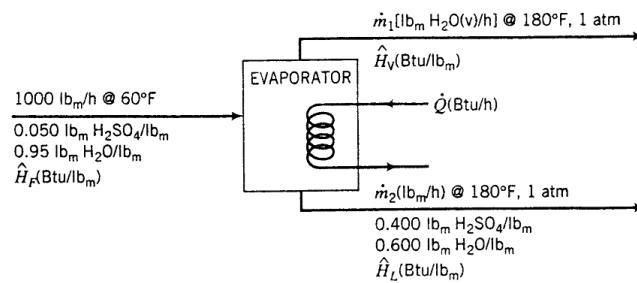


Figure 8.11: chapter 8 example 11

```

15 deltaHa= -67.4
16 y=nHCl / (nHCl+nH2O)
17 Cp=0.73*mdot*4.184/nHCl
18 deltaHb=Cp*(T3-T1)
19 H2=deltaHa+deltaHb
20 Qdot=nHCl*(H2-H1)
21 printf(" Heat =%E kj/h", Qdot)

```

check Appendix [AP 14](#) for dependency:

852.sci

Scilab code Exa 8.5.2 chapter 8 example 11

```

1 clc
2 pathname=get_absolute_file_path('8_5_2.sce')
3 filename=pathname+filesep()+ '852.sci'
4 exec(filename)

```

A 30 wt% NH_3 solution at 100 psia is fed at a rate of 100 lb_m/h to a tank in which the pressure is 1 atm. The enthalpy of the feed solution relative to the reference conditions used to construct Figure 8.5-2 is 100 Btu/lb_m . The vapor composition is to be 89 wt% NH_3 . Determine the temperature of the stream leaving the tank, the mass fraction of NH_3 in the liquid product, the flow rates of the liquid and vapor product streams, and the rate at which heat must be transferred to the vaporizer.

Basis: 100 lb_m/h Feed

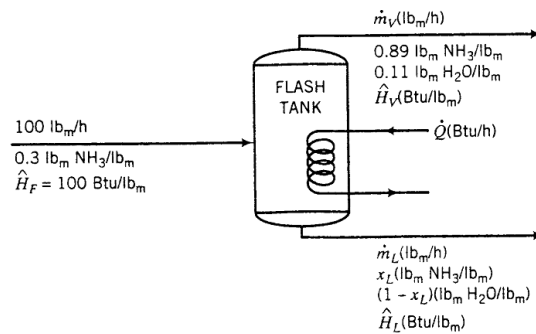


Figure 8.12: chapter 8 example 12

```

5 printf(" All the values in the textbook are
    Approximated hence the values in this code differ
    from those of Textbook")
6 disp(" sulphuric acid balance")
7 m2=x*mdot/y
8 disp(" Total Mass balance")
9 m1=mdot-m2
10 Qdot=m1*Hv+m2*Hl-mdot*Hf
11 printf(" Rate of Heat transfer= %f Btu/h",Qdot)

```

check Appendix [AP 13](#) for dependency:

855.sci

Scilab code Exa 8.5.5 chapter 8 example 12

```
1 clc
2 pathname=get_absolute_file_path('8_5_5.sce')
3 filename=pathname+filesep()+ '855.sci '
4 exec(filename)
5 printf(" All the values in the textbook are
    Approximated hence the values in this code differ
    from those of Textbook")
6 disp("From figure 8.5-2, ")
7 xL=0.185
8 xV=0.89
9 mL=basis*((xV-xF)/(xV-xL))
10 mV=basis-mL
11 Qdot=mV*Hv + mL*Hl - basis*HF
12 printf("Rate of heat transfer=%f Btu/h",Qdot)
```

Chapter 9

Balances On Reactive Processes

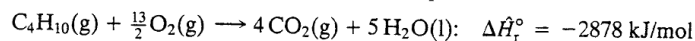
check Appendix [AP 12](#) for dependency:

911.sci

Scilab code Exa 9.1.1 chapter 9 example 1

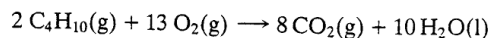
```
1  clc
2  pathname=get_absolute_file_path('9_1_1.sce')
3  filename=pathname+filesep()+ '911.sci '
4  exec(filename)
5  printf(" All the values in the textbook are
        Approximated hence the values in this code differ
        from those of Textbook")
6  disp("Part 1")
7  E1= ndot/4
8  deltaH1=E1*Hr1
9  printf("enthalpy change=%E Kj/s",deltaH1 )
10 disp(" part2")
11 Hr2=2*Hr1
12 E2=ndot/8
13 deltaH2=E2*Hr2
```


1. The standard heat of the combustion of *n*-butane vapor is



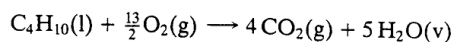
Calculate the rate of enthalpy change, $\Delta\dot{H}$ (kJ/s), if 2400 mol/s of CO_2 is produced in this reaction and the reactants and products are all at 25°C.

2. What is the standard heat of the reaction



Calculate $\Delta\dot{H}$ if 2400 mol/s of CO_2 is produced in *this* reaction and the reactants and products are all at 25°C.

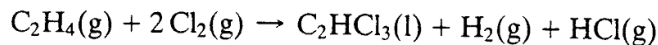
3. The heats of vaporization of *n*-butane and water at 25°C are 19.2 kJ/mol and 44.0 kJ/mol, respectively. What is the standard heat of the reaction



Calculate $\Delta\dot{H}$ if 2400 mol/s of CO_2 is produced in this reaction and the reactants and products are all at 25°C.

Figure 9.1: chapter 9 example 1

The standard heat of the reaction



is $\Delta\hat{H}_r^\circ = -420.8 \text{ kJ/mol}$. Calculate $\Delta\hat{U}_r^\circ$ for this reaction.

Figure 9.2: chapter 9 example 2

```
14 printf("Enthalpy change=%E kj/s",deltaH2)
15 disp(" part 3")
16 Hr3=Hr1+5*HvWater+HvButane
17 deltaH3=E1*Hr3
18 printf("Enthalpy change=%E kj/s",deltaH3)
```

check Appendix [AP 11](#) for dependency:

912.sci

Scilab code Exa 9.1.2 chapter 9 example 2

Determine the standard heat of reaction for the combustion of liquid *n*-pentane, assuming H₂O(l) is a combustion product.

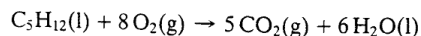


Figure 9.3: chapter 9 example 3

```
1 clc
2 pathname=get_absolute_file_path('9_1_2.sce')
3 filename=pathname+filesep()+ '912.sci'
4 exec(filename)
5 printf(" All the values in the textbook are
    Approximated hence the values in this code differ
    from those of Textbook")
6 disp("From reaction , only gaseous are counted")
7 left=1+2
8 right=1+1
9 deltaUr=deltaHr-R*T*(right-left)/10^3
10 printf(" deltaUr=%f Kj/mol" ,deltaUr)
```

check Appendix [AP 10](#) for dependency:

931.sci

Scilab code Exa 9.3.1 chapter 9 example 3

```
1 clc
2 pathname=get_absolute_file_path('9_3_1.sce')
3 filename=pathname+filesep()+ '931.sci'
4 exec(filename)
5 printf(" All the values in the textbook are
    Approximated hence the values in this code differ
    from those of Textbook")
6 Hr=5*HC02+6*HH20-HC5H12
7 printf(" \n Heat of the rxn= %f KJ/mol" ,Hr)
```

Calculate the standard heat of reaction for the dehydrogenation of ethane:

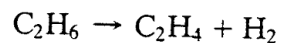


Figure 9.4: chapter 9 example 4

check Appendix [AP 9](#) for dependency:

941.sci

Scilab code Exa 9.4.1 chapter 9 example 4

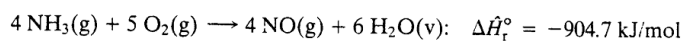
```
1 clc
2 pathname=get_absolute_file_path('9_4_1.sce')
3 filename=pathname+filesep()+ '941.sci '
4 exec(filename)
5 printf(" All the values in the textbook are
    Approximated hence the values in this code differ
    from those of Textbook")
6 Hr=Hethane-Hethene-Hhydrogen
7 printf(" \n Heat of the rxn= %f Kj/mol",Hr)
```

check Appendix [AP 8](#) for dependency:

951.sci

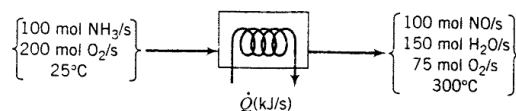
Scilab code Exa 9.5.1 chapter 9 example 5

The standard heat of reaction for the oxidation of ammonia is given below:



One hundred mol NH_3/s and 200 mol O_2/s at 25°C are fed into a reactor in which the ammonia is completely consumed. The product gas emerges at 300°C . Calculate the rate at which heat must be transferred to or from the reactor, assuming operation at approximately 1 atm.

Basis: Given Feed Rates



References: $\text{NH}_3(\text{g})$, $\text{O}_2(\text{g})$, $\text{NO}(\text{g})$, $\text{H}_2\text{O}(\text{v})$ at 25°C and 1 atm

Substance	\dot{n}_{in} (mol/s)	\hat{H}_{in} (kJ/mol)	\dot{n}_{out} (mol/s)	\hat{H}_{out} (kJ/mol)
NH_3	100	0	—	—
O_2	200	0	75	\hat{H}_1
NO	—	—	100	\hat{H}_2
H_2O	—	—	150	\hat{H}_3

Figure 9.5: chapter 9 example 5

```

1  clc
2  pathname=get_absolute_file_path('9_5_1.sce')
3  filename=pathname+filesep()+ '951.sci '
4  exec(filename)
5  printf(" All the values in the textbook are
        Approximated hence the values in this code differ
        from those of Textbook")
6  function [Cp]=fun(T)
7      Cp=29.50*10^(-3)+ T*0.8188*10^(-5) - T^2 *
        0.2925 *10^(-8) + T^3 * 0.3652 * 10^(-12)
8  endfunction
9  H2=intg(T1,T2,fun) //intg is an inbuilt function
        which can calculate definite integrals
10 E=nNH3/4
11 nO2out=nO2in-nNH3*5/4
12 nNO=nNH3
13 nH2O=nNH3*6/4
14 deltaH=E*Hr+(nO2out*H1+nNO*H2+nH2O*H3)
15 Qdot=deltaH
16 printf(" \n Heat Transferred= %f kW",Qdot)

```

check Appendix [AP 7](#) for dependency:

952.sci

Scilab code Exa 9.5.2 chapter 9 example 6

```

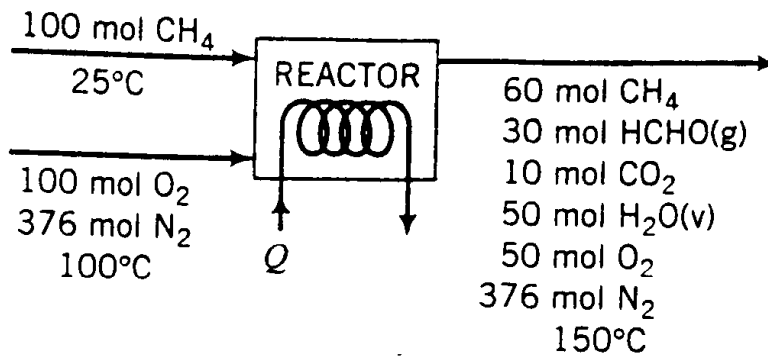
1  clc
2  pathname=get_absolute_file_path('9_5_2.sce')
3  filename=pathname+filesep()+ '952.sci '
4  exec(filename)
5  printf(" All the values in the textbook are
        Approximated hence the values in this code differ
        from those of Textbook")

```

Methane is oxidized with air to produce formaldehyde in a continuous reactor. A competing reaction is the combustion of methane to form CO_2 .

1. $\text{CH}_4(\text{g}) + \text{O}_2 \rightarrow \text{HCHO}(\text{g}) + \text{H}_2\text{O}(\text{v})$
2. $\text{CH}_4(\text{g}) + 2\text{O}_2 \rightarrow \text{CO}_2 + 2\text{H}_2\text{O}(\text{v})$

A flowchart of the process for an assumed basis of 100 mol of methane fed to the reactor is shown here.



References: $\text{C}(\text{s})$, $\text{O}_2(\text{g})$, $\text{H}_2(\text{g})$, $\text{N}_2(\text{g})$ at 25°C and 1 atm

Substance	n_{in} (mol)	\hat{H}_{in} (kJ/mol)	n_{out} (mol)	\hat{H}_{out} (kJ/mol)
CH_4	100	\hat{H}_1	60	\hat{H}_4
O_2	100	\hat{H}_2	50	\hat{H}_5
N_2	376	\hat{H}_3	376	\hat{H}_6
HCHO	—	—	30	\hat{H}_7
CO_2	—	—	10	\hat{H}_8
H_2O	—	—	50	\hat{H}_9

Figure 9.6: chapter 9 example 6

```

6 function [Cp]=fun1(T)
7     Cp=34.31*10^(-3)+ T*5.469*10^(-5) + T^2 * 0.3661
        *10^(-8) - T^3 * 11 * 10^(-12)
8 endfunction
9 HoutMethane=intg(T1,T2,fun1)
10 H4= -74.85 + HoutMethane
11 function [C]=fun2(T)
12     C=34.28*10^(-3)+ T*4.268*10^(-5) - T^3 * 8.694 *
        10^(-12)
13 endfunction
14 HoutFormal=intg(T1,T2,fun2) //intg is an inbuilt
        function which can calculate definite integrals
15 H7= -115.90+ HoutFormal
16 deltaH=NoutWater*H9+NoutCarbon*H8+NoutFormal*H7+
        NoutNitrogen*H6+NoutOxygen*H5+NoutMethane*H4-
        NinNitrogen*H3-NinOxygen*H2-NinMethane*H1
17 Q=deltaH
18 printf(" \n Q=%f Kj",Q)

```

check Appendix [AP 6](#) for dependency:

954.sci

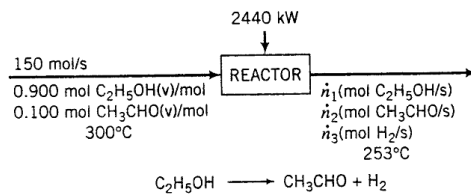
Scilab code Exa 9.5.4 chapter 9 example 7

```

1 clc
2 pathname=get_absolute_file_path('9_5_4.sce')
3 filename=pathname+filesep()+ '954.sci '
4 exec(filename)
5 printf(" All the values in the textbook are
        Approximated hence the values in this code differ
        from those of Textbook")
6 disp("Carbon Balance")

```

The ethanol dehydrogenation reaction of Example 9.5-3 is carried out with the feed entering at 300°C. The feed contains 90.0 mole% ethanol and the balance acetaldehyde and enters the reactor at a rate of 150 mol/s. To keep the temperature from dropping too much and thereby decreasing the reaction rate to an unacceptably low level, heat is transferred to the reactor. When the heat addition rate is 2440 kW, the outlet temperature is 253°C. Calculate the fractional conversion of ethanol achieved in the reactor.

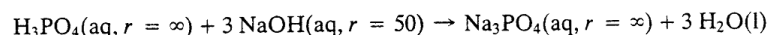


References: C(s), H₂(g), O₂(g) at 25°C and 1 atm

Substance	\dot{n}_{in} (mol/s)	\hat{H}_{in} (kJ/mol)	\dot{n}_{out} (mol/s)	\hat{H}_{out} (kJ/mol)
C ₂ H ₅ OH	135	-212.19	\dot{n}_1	-216.81
CH ₃ CHO	15	-147.07	\dot{n}_2	-150.90
H ₂	—	—	\dot{n}_3	6.595

Figure 9.7: chapter 9 example 7

1. Calculate $\Delta\hat{H}_r^\circ$ for the reaction



2. If 5.00 mol of NaOH dissolved in 250 mol of water is neutralized completely at 25°C with dilute phosphoric acid, what is the attendant enthalpy change?

Figure 9.8: chapter 9 example 8

```
7 printf("%d * %f *2 + %d * %f *2=2 n1+2 n2",basis,x,
    basis,1-x)
8 disp("Hydrogen Balance")
9 printf("%d * %f *6 + %d * %f *4 = 6 n1+4 n2+2 n3",
    basis,x,basis,1-x)
10 disp("Energy Balance")
11 printf("%d = %f n1 %f n2 + %f n3 -%d * %f -%d* %f",
    Q,HoutEthanol,HoutEthanone,HoutHydrogen,
    NinEthanol,HinEthanol,NinEthanone,HinEthanone)
12 A=[1 1 0;3 2 1;216.81 150.9 -6.595]
13 b=[150;435;28412]
14 C=A\b
15 n1=C(1,1)
16 printf(" \n n1=%f mol Ethanol/s",n1)
17 n2=C(2,1)
18 printf(" \n n2=%f mol Ethanone/s",n2)
19 n3=C(3,1)
20 printf(" \n n3=%f mol Hydrogen/s",n3)
21 disp("The solutions in the Text are Wrong")
22 fraction=(NinEthanol-n1)/NinEthanol
23 printf("Fractional conversion of Ethanol=%f",
    fraction)
```

check Appendix [AP 5](#) for dependency:

955.sci

A 10.0 wt% aqueous solution of H_2SO_4 at 40°C is to be neutralized with a 20.0 wt% aqueous solution of NaOH at 25°C in a continuous reactor. At what rate in kJ/kg H_2SO_4 solution must heat be removed from the reactor if the product solution emerges at 35°C ?

Basis: 1 kg H_2SO_4 Solution

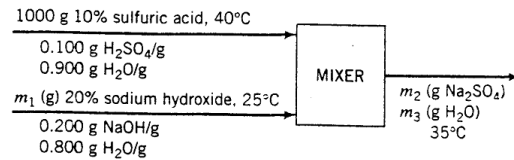
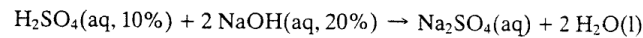


Figure 9.9: chapter 9 example 9

Scilab code Exa 9.5.5 chapter 9 example 8

```

1  clc
2  pathname=get_absolute_file_path('9_5_5.sce')
3  filename=pathname+filesep()+ '955.sci'
4  exec(filename)
5  printf(" All the values in the textbook are
        Approximated hence the values in this code differ
        from those of Textbook")
6  disp(" part 1")
7  Hr=HfSalt+3*HfWater-HfAcid-3*HfBase
8  printf(" Hr of the rxn=%f Kj/mol",Hr)
9  disp(" part 2")
10 deltaH=Hr*5/3
11 printf(" deltaH=%f Kj",deltaH)

```

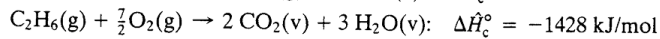
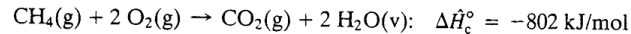
check Appendix [AP 4](#) for dependency:

956.sci

Scilab code Exa 9.5.6 chapter 9 example 9

```
1  clc
2  pathname=get_absolute_file_path('9_5_6.sce')
3  filename=pathname+filesep()+ '956.sci'
4  exec(filename)
5  printf(" All the values in the textbook are
        Approximated hence the values in this code differ
        from those of Textbook")
6  disp("Using S balance, ")
7  m2=basis*x*MS*MSalt/(MAcid*MS)
8  printf(" \n m2=%f g Na2SO4",m2)
9  disp("Using Na balance, ")
10 m1=2*MNa*m2*MBase/(y*MNa*MSalt)
11 printf(" \n m1=%f g NaOH",m1)
12 disp("Total mass balance, ")
13 m3=basis+m1-m2
14 printf(" \n m3=%f g H2O",m3)
15 printf(" \n Mass of product solution =%f",m2+m3)
16 m=m2+m3
17 Water=m2*2/MSalt
18 printf(" \n Water Formed in the reaction=%f mol H2O"
        ,Water)
19 disp("H2SO4(aq):")
20 a1=basis*(1-x)/MWater
21 b1=basis*x/MAcid
22 rAcid=a1/b1
23 printf(" \n rAcid=%f mol Water/mol Acid",rAcid)
24 disp("NaOH(aq):")
25 a2=m1*(1-y)/MWater
26 b2=m1*y/MBase
27 rBase=a2/b2
28 printf(" \n rBase=%f mol Water/mol Base",rBase)
29 disp("Na2SO4(aq):")
30 a3=m3/MWater
31 b3=m2/MSalt
32 rSalt=a3/b3
33 printf(" \n rSalt=%f mol Water/mol Salt",rSalt)
```

A natural gas contains 85% methane and 15% ethane by volume. The heats of combustion of methane and ethane at 25°C and 1 atm with water *vapor* as the assumed product are given below:



Calculate the higher heating value (kJ/g) of the natural gas.

Figure 9.10: chapter 9 example 10

```

34 E=b1
35 printf(" \n Extent of reaction=%f mol",E)
36 nHAcid=basis*3.85*(T3-T1)/1000
37 nHSalt=m*4.184*(T2-T1)/1000
38 nHBase=0
39 HfSalt= -1384
40 HfAcid= -884.6
41 HfBase= -468.1
42 HfWater= -285.84
43 deltaHr=HfSalt+ 2*HfWater - HfAcid - 2*HfBase
44 printf(" \n Entahlp change in the rxn=%f Kj/mol",
        deltaHr)
45 Q=E*deltaHr + (nHSalt-nHAcid-nHBase)
46 printf(" \n Q of the rxn=%f Kj",Q)
47 disp("The answer in the Text is wrong.")

```

check Appendix [AP 3](#) for dependency:

961.sci

Scilab code Exa 9.6.1 chapter 9 example 10

```

1 clc
2 pathname=get_absolute_file_path('9_6_1.sce')
3 filename=pathname+filesep()+ '961.sci'

```

```
4 exec(filename)
5 printf(" All the values in the textbook are
    Approximated hence the values in this code differ
    from those of Textbook")
6 y1=x*16
7 y2=(1-x)*30
8 xCH4=y1/(y1+y2)
9 HHVMethane=(H1+ 2*44.013)/M1
10 HHVEthane=(H2+ 3*44.013)/M2
11 HHV=xCH4*HHVMethane + (1-xCH4)*HHVEthane
12 printf(" \n HHV of Fuel=%f KJ/g",HHV)
```

Chapter 11

Balances on Transient Processes

check Appendix [AP 2](#) for dependency:

```
1112.sci
```

Scilab code Exa 11.1.2 chapter 11 example 1

```
1 clc
2 pathname=get_absolute_file_path('11_1_2.sce')
```

The water level in a municipal reservoir has been decreasing steadily during a dry spell, and there is concern that the drought could continue for another 60 days. The local water company estimates that the consumption rate in the city is approximately 10^7 L/day. The State Conservation Service estimates that rainfall and stream drainage into the reservoir coupled with evaporation from the reservoir should yield a net water input rate of $10^6 \exp(-t/100)$ L/day, where t is the time in days from the beginning of the drought, at which time the reservoir contained an estimated 10^9 liters of water.

1. Write a differential balance on the water in the reservoir.
2. Integrate the balance to calculate the reservoir volume at the end of the 60 days of continued drought.

Figure 11.1: chapter 11 example 1

A well-stirred batch reactor wrapped in an electrical heating mantle is charged with a liquid reaction mixture. The reactants must be heated from an initial temperature of 25°C to 250°C before the reaction can take place at a measurable rate. Use the data given below to determine the time required for this heating to take place.

Reactants: Mass = 1.50 kg
 $C_v = 0.900 \text{ cal/(g}\cdot\text{°C)}$

Reactor: Mass = 3.00 kg
 $C_v = 0.120 \text{ cal/(g}\cdot\text{°C)}$

Heating rate: $\dot{Q} = 500.0 \text{ W}$

Negligible reaction and no phase changes during heating.
 Negligible energy added to the system by the stirrer.

Figure 11.2: chapter 11 example 2

```

3 filename=pathname+filesep()+ '1112. sci '
4 exec(filename)
5 printf(" All the values in the textbook are
   Approximated hence the values in this code differ
   from those of Textbook")
6 function [dv]=fun(t)
7     dv=(10^6)*exp(-t/100) -10^7
8 endfunction
9 [vol,err]=intg(0,60,fun) //intg is an inbuilt
   function which can calculate definite integrals
10 printf(" \n Volume at the end of 60 days=%E",vol+v0)

```

check Appendix [AP 1](#) for dependency:

1131.sci

Scilab code Exa 11.3.1 chapter 11 example 2

```

1 clc

```

```
2 pathname=get_absolute_file_path('11_3_1.sce')
3 filename=pathname+filesep()+ '1131.sci '
4 exec(filename)
5 printf(" All the values in the textbook are
    Approximated hence the values in this code differ
    from those of Textbook")
6 MCv=(m1*Cv1 + m2*Cv2)*1000*4.184
7 disp(MCv)
8 tf=(T1-T2)*MCv/Qdot
9 printf(" \n Time required = %d in sec and %f in min"
    ,tf+1,tf/60)
```

Appendix

Scilab code AP 1 11.3.1.sci

```
1 m1=1.50 //kg
2 m2=3 //kg
3 Cv1=0.9 //cal/g C
4 Cv2=0.12 //cal/g C
5 Qdot=500 //W
6 T1=250 //C
7 T2=25 //C
```

Scilab code AP 2 1112.sci

```
1 v0=10^9
```

Scilab code AP 3 9.6.1.sci

```
1 x=0.85
2 H1= 802 //Kj/mol
3 H2= 1428 //kj/mol
4 M1=16
5 M2=30
```

Scilab code AP 4 9.5.6.sci

```
1 x=0.1
2 y=0.2
3 MAcid=98.1
4 MS=32
```

```
5 MSalt=142
6 MBase=40
7 MWater=18
8 MNa=46
9 basis=1000 //g
10 T2=35
11 T1=25
12 T3=40
```

Scilab code AP 5 9.5.5.sci

```
1 disp("from tables,")
2 HfAcid= -1294 //Kj/mol
3 HfBase= -469.1 //Kj/mol
4 HfSalt= -1974 //Kj/mol
5 HfWater= -285.8 //Kj/mol
```

Scilab code AP 6 9.5.4.sci

```
1 basis=150 //mol/s
2 x=0.9
3 HinEthanol= -212.19
4 HinEthanone= -147.07
5 HoutEthanol= -216.81
6 HoutEthanone= -150.9
7 HoutHydrogen=6.595
8 NinEthanol=135
9 NinEthanone=15
10 Q=2440 //KW
```

Scilab code AP 7 9.5.2.sci

```
1 NinMethane=100 //mol
2 NinOxygen=100 //mol
3 NinNitrogen=376 //mol
4 NoutMethane=60 //mol
5 NoutOxygen=50 //mol
```

```
6 NoutNitrogen=376 //mol
7 NoutFormal=30 //mol
8 NoutCarbon=10 //mol
9 NoutWater=50 //mol
10 H1= -74.85 //Kj/mol
11 H2= 2.235 //Kj/mol
12 H3= 2.187 //Kj/mol
13 H5=3.758//Kj/mol
14 H6=3.655 //Kj/mol
15 H8= -393.5+4.75 //Kj/mol
16 H9= -241.83+4.27 //Kj/mol
17 T1=25 //C
18 T2=150 //C
```

Scilab code AP 8 9.5.1.sci

```
1 nNH3=100 //mol/s
2 nO2in=200 //mol/s
3 H1=8.470 //Kj/mol
4 H3=9.570 //Kj/mol
5 T1=25
6 T2=300
7 Hr= -904.7 //Kj/mol
```

Scilab code AP 9 9.4.1.sci

```
1 Hethane= -1559.9 //Kj/mol
2 Hethene= -1411 //Kj/mol
3 Hhydrogen= -285.84 //Kj/mol
```

Scilab code AP 10 9.3.1.sci

```
1 HC02= -393.5 //Kj/mol
2 HH20= -285.84 //Kj/mol
3 HC5H12= -173 //Kj/mol
```

Scilab code AP 11 9.1.2.sci

```
1 deltaHr= -420.8 //kj/mol
2 R=8.314
3 T=298 //K
```

Scilab code AP 12 9.1.1.sci

```
1 ndot=2400 //mol/s
2 Hr1= -2878 //Kj/mol
3 HvWater=44 //Kj/mol
4 HvButane=19.2 //Kj/mol
```

Scilab code AP 13 8.5.5.sci

```
1 basis=100 //lbm/h
2 Hv=728 //Btu/lbm
3 Hl=45 //Btu/lbm
4 HF=100 //Btu/lbm
5 T=120 //F
6 xF=0.30
```

Scilab code AP 14 8.5.2.sci

```
1 x=0.05
2 y=0.4
3 mdot=1000 //lbm/h
4 Hf=10 //Btu/lbm
5 Hl= -17 //Btu/lbm
6 Hv=1138 //Btu/lbm
```

Scilab code AP 15 8.5.1.sci

```
1 M1=35.6 //g/mol
2 M2=18 //g/mol
3 x=0.2
4 mdot=1000 //kg/h
5 T1=25 //C
6 T2=100 //C
7 T3=40 //C
```

Scilab code AP 16 8.4.4.sci

```
1 basis=1 //mol feed
2 x=0.684 //mole fraction Of B
3 y=0.4
```

Scilab code AP 17 8.4.3.sci

```
1 T1=337.9 //K
2 T2=473 //K
3 Tc=513.2 //K
```

Scilab code AP 18 8.4.2.sci

```
1 deltaHv=28.85 //Kj/mol at 69 C
2 T1=25 //C
3 T2=69 //C
4 Cp=0.2163 //Kj/mol C
5 V=1 //L
6 P=7 //bar
7 D=0.659 //KG/L
8 M=86.17 //Kg
9 ndot=100 //mol/h
10 T3=300 //C
```

Scilab code AP 19 8.4.1.sci

```
1 mdot=1500 //g/min
2 M=32 //g/mol
3 deltaHv=35.3 //Kj/mol
```

Scilab code AP 20 8.3.5.sci

```
1 x=0.1 //CH4
2 T1=20
3 T2=300
4 Vdot=2000 //L/min
```

Scilab code AP 21 8.3.4.sci

```
1 x=0.6
2 T1=0
3 T2=400
4 ndot=150 //mol/h
```

Scilab code AP 22 8.3.3.sci

```
1 T1=430 //C
2 T2=100 //C
3 ndot=15 //Kmol/min
```

Scilab code AP 23 8.3.2.sci

```
1 T1=20 //C
2 T2=100 //C
3 T3=90 //C
4 T4=30 //C
5 P=3 //bar
6 V=5 //L
7 R=0.08314 //L.bar/mol.K
8 T=363 //K
9 ndot=100 //mol/min
```

Scilab code AP 24 8.3.1.sci

```
1 mass=200 //kg
2 Ti=20 //C
3 Tf=150 //C
```

Scilab code AP 25 7.7.3.sci

```
1 Ws=10^6 //N.m/s
2 deltaP= -83*10^3 //N/m^2
3 g=9.81 //m/s^2
```

```
4 deltaZ= -103 //m
5 D=10^3 //kg/m^3
```

Scilab code AP 26 7.7.2.sci

```
1 deltaZ= -2.5 // ft
2 u1=0
3 D=50 //lbm/ft^3
4 F=0.80 //ft.lbf/lbm
5 V=5 //gal
6 g=32.174 //ft/s^2
7 ID=0.25 //in
```

Scilab code AP 27 771.sci

```
1 Vdot=20 //L/min
2 P2=1.01325*10^5 //atm
3 ID1=0.5 //cm
4 ID2=1 //cm
5 g=9.81 //m/s^2
6 deltaZ=50 //m
```

Scilab code AP 28 7.6.3.sci

```
1 m3=1150 //Kg/h
2 H3=2676 //KJ/Kg
3 H2=3074 //KJ/Kg
4 H1=3278 //KJ/Kg
```

Scilab code AP 29 7.6.2.sci

```
1 basis=1 //Kg/s
2 x=0.6 //ethane
3 T1=150 //K
4 T2=250 //K
5 P=5 //bar
6 Hout1=973.3 //KJ/Kg
```

```
7 Hout2=237.0 //KJ/Kg
8 Hin1=314.3 //KJ/Kg
9 Hin2=30 //KJ/Kg
```

Scilab code AP 30 7.6.1.sci

```
1 m1=120 //kg
2 m2=175 //kg
3 m3=295 //kg
4 ID=6 //cm
5 P=17 //bar
6 H1=125.7 //Kj/Kg
7 H2=271.9 //Kj/Kg
8 H3=2793 //Kj/kg
```

Scilab code AP 31 7.5.3.sci

```
1 mdot=2000 //Kg/h
2 P=10 //bar
```

Scilab code AP 32 7.5.1.sci

```
1 H0=196.23 //Btu/lbm
2 H50=202.28 //Btu/lbm
3 Pfinal=51.99 //psia
4 Pinitial=18.90 //psia
5 Vfinal=1.920 //ft^3/lbm
6 Vinitial=4.969 //ft^3/lbm
```

Scilab code AP 33 7.4.2.sci

```
1 mdot=500/3600 //Kg/s
2 u1=60 //m/s
3 u2=360 //m/s
4 deltaZ=-5 //m
5 g=9.81 //m/s^2
6 Qdot= -10^4 //Kcal/h
7 Ws=70 //KW
```

Scilab code AP 34 7.4.1.sci

```
1 U=3800 //J/mol
2 P=1 //atm
3 Vcap=24.63 //L/mol
4 ndot=250 //Kmol/h
```

Scilab code AP 35 7.2.2.sci

```
1 g=9.81 //m/s^2
2 mdot=15 //Kg/s
3 z2=20 //m
4 z1=-220 //m
```

Scilab code AP 36 7.2.1.sci

```
1 ID=2 //cm
2 Vdot=2 //m^3/h
```

Scilab code AP 37 6.7.1.sci

```
1 V=50 //L
2 P=1 //atm
3 T=34+273.2 //K
4 y=0.3
5 xF=0.001
6 R=0.08206
7 Pstar=169 //mm of Hg
8 Pmm=760 //mm of Hg
```

Scilab code AP 38 6.6.2.sci

```
1 basis=1000 //Kg of solution
2 inputxA=0.3 //Wt. fraction of acetone
3 outputxA1=0.05
4 outputxM1=0.02
```

```
5 outputxA2=0.1
6 outputxM2=0.87
```

Scilab code AP 39 6.6.1.sci

```
1 V1=200 //CC Acetone
2 x=0.1 //Wt acetone
3 V2=400 //CC chloroform
4 DA=0.792 //g/cc
5 DC=1.489 //g/cc
6 DW=1 //g/cc
```

Scilab code AP 40 6.5.4.sci

```
1 m1=5 //g of solute
2 m2=100 //g of Water
3 P=1 //atm
4 Tf=100.421 //C
5 Ti=25 //C
6 R=8.314 //J/mol.K
```

Scilab code AP 41 6.5.3.sci

```
1 basis=1 //Tonne Epsom salt produced/h
2 inputx=0.301 //Tonne MgSO4/tonne
3 outputx=0.232 //Tonne MgSO4/tonne
4 M=120.4
5 M1=246.4
```

Scilab code AP 42 6.5.2.sci

```
1 inputx=0.6
2 basis=100 //kg Feed
3 S=63 //Kg KNO3/100 Kg H2O
```

Scilab code AP 43 6.5.1.sci

```
1 basis=150 //kg feed
2 S100=0.905 //g AgNO3/g
3 S20=0.689 //g AgNO3/g
4 inputx=0.095 //kg water/kg
5 outputx=0.311 //kg water/kg
```

Scilab code AP 44 6.4.2.sci

```
1 y=0.01
2 T=30 //C
3 P=20 //atm
4 H=2.63*10^4
5 xB=0.5
```

Scilab code AP 45 6.4.1.sci

```
1 basis=100 //lb-mole/h
2 x=0.45
3 PH20=31.6 //mm of Hg
4 PS02=176 //mm of Hg
5 P=760 //mm of Hg
6 y=2
7 M1=64
8 M2=18
```

Scilab code AP 46 6.3.3.sci

```
1 T=75 +273 //K
2 P75=289 //mm of Hg
3 hr=0.3
4 Porig=825 //mm of Hg
5 PorigBar=1.1 //bar
6 Vdot=1000 //M^3/h
7 R=0.0831
```

Scilab code AP 47 6.3.2.sci

```
1 T=100+273.2 //K
2 PT=5260 //mm of Hg
3 y=0.1 //by volume
4 basis= 100 //mol of feed gas
```

Scilab code AP 48 6.3.1.sci

```
1 P=760 //mm of Hg
2 Pstar=289 //mm of Hg
```

Scilab code AP 49 6.1.1.sci

```
1 T2=15.4+273.2 //K
2 T1=7.6+273.2 //K
3 P1=40 //mm of Hg
4 P2=60 //mm of Hg
5 T=42.2+273.2 //K
6 R=8.314 //J/mol.k
```

Scilab code AP 50 5.4.3.sci

```
1 yN2=0.75
2 yH2=1-yN2
3 P=800 //atm
4 T= -70+273.2 //K
5 TcH2=33 //K
6 TcN2=126.2 //K
7 PcH2=12.8 //atm
8 PcN2=33.5 //atm
```

Scilab code AP 51 5.4.2.sci

```
1 n=100 //gm-moles
2 V=5 //ltr
3 T= -20.6 + 273.2 //K
4 Tc=126.2 //K
5 Pc=33.5 //atm
6 R=0.08206
```

Scilab code AP 52 5.4.1.sci

```
1 Vcap=50 //M^3/hr
2 P=40 //bar
3 T=300 //K
4 R=8.314
5 M=16.04 //kg/kmol
```

Scilab code AP 53 5.3.2.sci

```
1 V=2.5 //m^3
2 n=1.00 //Kmol
3 T= 300 //K
4 Tc=304.2 //K
5 Pc=72.9 //atm
6 w=0.225
7 R=0.08206
```

Scilab code AP 54 5.3.1.sci

```
1 T= -150.8 + 273.2 //k
2 Vcap= 3 /2 //L/mol
3 Tc=126.2 //k
4 Pc=33.5 //atm
5 w=0.040
```

Scilab code AP 55 5.2.5.sci

```
1 flowinA=400 //L/min
2 flowinN=419 // m^3 STP /min
3 Pfinal=6.3 //gauge
4 Tfinal=325 // C
5 Pacetone=501 //mm of Hg
6 Dacetone=791 //g/L
7 Macetone=58.08 //g
8 T1=300 //k
9 P1=1238 //mm Hg original
```

Scilab code AP 56 5.2.4.sci

```
1 //all the calculations are done in R scale
2 T2=285+460 //R
3 T1=32+460 //R
4 P2=1.30 //atm
5 P1=1 //atm
6 V1dot=3.95*10^5 //ft^3/h
```

Scilab code AP 57 5.2.3.sci

```
1 V1=10 //ft^3
2 T1=70+460 //R
3 P1=1 //atm
4 P2=2.5 //atm
5 T2=610+460 //R
```

Scilab code AP 58 5.2.2.sci

```
1 T=360+273 //Kelvin
2 P=3 //atm
3 Vdot=1100 //kg/h
4 M=58.1
```

Scilab code AP 59 5.2.1.sci

```
1 T=23+273 //kelvin
2 P=3+14.7 //psi
3 //conversion of pressure from psig to psi requires
  addition of 14.67 which is 1 atm
4 R=0.08206 //lt-atm
5 MN2=28 //molecular wt.
6 weight=100 //grams
```

Scilab code AP 60 5.1.1.sci

```
1 wtperct=0.5
2 Dwater=0.998 //g/cm^3
3 Dsulfuric=1.834 //g/cm^3
```

Scilab code AP 61 4.9.1.sci

```
1 feed=59.6 //mol/s
2 x=0.2
3 TopFlow1=48.7 //mol/s
4 outputx1=0.021
5 BottomFlow1=10.9
6 TopFlow2=48.3
7 outputx2=0.063
8 BottomFlow2=6.4
```

Scilab code AP 62 4.8.4.sci

```
1 basis=100 //mol pf product gas
2 xCO=0.015
3 xCO2=0.060
4 xO2=0.082
5 xN2=0.843
```

Scilab code AP 63 4.8.3.sci

```
1 basis=100 //mol ethane feed
2 E1=0.9
3 E2=0.25
4 excess=0.5
```

Scilab code AP 64 4.8.2.sci

```
1 basisButane=100 //mol/h butane
2 basisAir=5000 //mol/h
```

Scilab code AP 65 4.8.1.sci

```
1 xN2wet=0.6
2 xCO2wet=0.15
3 xO2wet=0.1
4 xH2O=0.15
5 basis=100 //mol Wet gas
```

Scilab code AP 66 4.7.3.sci

```
1 x0=0.996
2 basis=100 //mol combined feed to the reactor
3 inputxH2=0.7
4 single_pass=0.6
5 inputxC02=0.28
6 molI=2
7 Ix=0.004
8 final=155 //kmol/h
```

Scilab code AP 67 4.7.2.sci

```
1 E=0.95
2 basis=100 //mol
```

Scilab code AP 68 4.6.3.sci

```
1 basis=100 //mol
2 x=0.850
3 conv1=0.501
4 conv2=0.471
```

Scilab code AP 69 4.6.1.sci

```
1 basis=100 //mol
2 xP=0.1
3 xN=0.12
4 xA=0.78
5 x=0.3
```

Scilab code AP 70 4.5.2.sci

```
1 feed=4500 //kg/h
2 feedx=0.333
3 m3x=0.494
4 m5x=0.364
5 x=0.95
```

Scilab code AP 71 4.5.1.sci

```
1 x1=0.960
2 x2=0.977
3 x3=0.983
4 basis=100 //mol
```

Scilab code AP 72 4.4.2.sci

```
1 massin=100 //kg
2 M1=100 //kg
3 M2=75 //Kg
4 massout=43.1 //kg
5 inputx=0.5
6 outputxA=0.053
7 outputxM=0.016
8 m1xA=0.275
9 m1xM=0.725
10 m3xW=0.03
11 m3xA=0.09
12 m3xM=0.88
```

Scilab code AP 73 4.4.1.sci

```
1 inputMass1=100 //kg/h
2 inputMass2=30 //Kg/h
3 outputMass1=40 //Kg/h
4 outputMass2=30 //Kg/h
5 inputx1=0.5
```

```
6 inputx2=0.3
7 outputx1=0.9
8 outputx2=0.6
```

Scilab code AP 74 4.3.5.sci

```
1 inputx=0.45
2 outputx=0.95
3 basis=2000 //L/h
4 outputBasis=100 //Kmol
5 M1=78.11
6 M2=92.13
7 D=0.872
8 z=0.08
```

Scilab code AP 75 4.3.3.sci

```
1 basis=100 //kg
2 inputx=0.2
3 outputx=0.08
4 D=1 //kg/L
```

Scilab code AP 76 4.3.2.sci

```
1 basis=100 //mol
2 FinalBasis=1250 //lb-moles/h
```

Scilab code AP 77 4.3.1.sci

```
1 Vdot=20 //CC/min
2 x=0.015
3 MH20=18.02 //g
4 DH20=1 //g/CC
5 x1=0.2
```

Scilab code AP 78 4.2.4.sci

```
1 rate=0.1 //kmol/min
2 x1=0.1 //mole fraction hexane vapour
3 vol=10 //m^3
4 d=0.659 //kg/L
5 M=86.2 //Kg/kmol
```

Scilab code AP 79 4.2.3.sci

```
1 m1=200 //g
2 m2=150 //g
3 x1=0.4 //methanol/g
4 x2=0.7 //methanol/g
```

Scilab code AP 80 4.2.2.sci

```
1 inputBenzene=500 //kg/h
2 inputToluene=500 //kg/h
3 UpStreamBenzene=450 //kg/h
4 DownStreamToluene=475 //kg/h
```

Scilab code AP 81 4.2.1.sci

```
1 input=50000 //ppl/yr
2 generation=22000 //ppl/yr
3 consumption=19000 //ppl/yr
4 output=75000 //ppl/yr
```

Scilab code AP 82 3.5.2.sci

```
1 T1=20 //F
2 T2=80 //F
```

Scilab code AP 83 3.4.2.sci

```
1 P0=10.4*1.013*10^5 /10.33 //m H2O
2 D=1000 //kg/m^3
3 g=9.807 //m/s^2
4 h=30 //m
```

Scilab code AP 84 3.4.1.sci

```
1 Pressure=2.00*10^5
```

Scilab code AP 85 3.3.5.sci

```
1 conc=0.5 //molar
2 rate=1.25 //m^3/min
3 D=1.03 //no units
4 M=98
```

Scilab code AP 86 3.3.4.sci

```
1 yN2=0.79
2 MN2=28
3 MO2=32
4 xN2=0.767
```

Scilab code AP 87 3.3.3.sci

```
1 //let the total mass be 100
2 massO2=16
3 massCO=4
4 massCO2=17
5 massN2=63
6 MO2=32
7 MCO=28
8 MCO2=44
9 MN2=28
```

Scilab code AP 88 3.3.2.sci

```
1 xA=0.15 //mass fraction
2 yB=0.20 //mole fraction
3 mass=175 //kg of solution
4 flowrate1=53 //lbm/h
```

```
5 flowrate2=1000 //mol/min
6 massofA=300 //lbm
7 molarB=28 //kmolB/s
```

Scilab code AP 89 3.3.1.sci

```
1 mass=100 //g of CO2
2 M=44.01 //molecular weight
```

Scilab code AP 90 3.1.2.sci

```
1 T1=20 // C
2 T2=100 // C
3 Vat20=0.560 //ft^3
4 D=0.0208333 //ft
```

Scilab code AP 91 3.1.1.sci

```
1 mass=215 //kg
```

Scilab code AP 92 2.7.2.sci

```
1 T=[10 20 40 80]
2 M=[14.76 20.14 27.73 38.47]
3 sqrtT=sqrt(T);
```

Scilab code AP 93 2.7.1.sci

```
1 x=[10 30 50 70 90]
2 y=[20 52.1 84.6 118.3 151.0]
```

Scilab code AP 94 2.5.2.sci

```
1 //the badbatches per week are taken as elements of a
  vector y
2 y=[17 27 18 18 23 19 18 21 20 19 21 18]
```

Scilab code AP 95 2.4.1.sci

```
1 density=62.4 //lbm/ft^3
2 volume=2 //ft^3
```

Scilab code AP 96 2.3.1.sci

```
1 Initial=23 //lb.ft/min^2
```

Scilab code AP 97 2.2.1.sci

```
1 AcclInitial=1 //cm/s^2
```
