

Scilab Textbook Companion for
Introduction To Flight
by J. D. Anderson Jr.¹

Created by
Khitish Kumar Sahu
B.Tech
Others
IIT Bombay
College Teacher
Prof. Madhu Belur
Cross-Checked by

May 20, 2016

¹Funded by a grant from the National Mission on Education through ICT, <http://spoken-tutorial.org/NMEICT-Intro>. This Textbook Companion and Scilab codes written in it can be downloaded from the "Textbook Companion Project" section at the website <http://scilab.in>

Book Description

Title: Introduction To Flight

Author: J. D. Anderson Jr.

Publisher: Tata McGraw - Hill Education, New Delhi

Edition: 6

Year: 2010

ISBN: 978-0-07-070011-6

Scilab numbering policy used in this document and the relation to the above book.

Exa Example (Solved example)

Eqn Equation (Particular equation of the above book)

AP Appendix to Example(Scilab Code that is an Appednix to a particular Example of the above book)

For example, Exa 3.51 means solved example 3.51 of this book. Sec 2.3 means a scilab code whose theory is explained in Section 2.3 of the book.

Contents

List of Scilab Codes	4
2 Fundamental Thoughts	6
3 The Standard Atmosphere	10
4 Basic Aerodynamics	12
5 Airfoils Wings and Other Aerodynamic Shapes	28
6 Elements Of Airplane Performance	40
7 Principles of Stability and Control	64
8 Space Flight	69
9 Propulsion	71
10 Flight Vehicle Structure and Material	75
11 Hypersonic Vehicles	77

List of Scilab Codes

Exa 2.1	Example 1	6
Exa 2.2	Example 2	6
Exa 2.3	Example 3	7
Exa 2.4	Example 4	7
Exa 2.5	Example 5	8
Exa 2.6	example 6	8
Exa 3.01	Example 1	10
Exa 3.02	Example 2	10
Exa 3.03	Example 3	11
Exa 3.04	Example 4	11
Exa 4.01	Example 1	12
Exa 4.02	Example 1	12
Exa 4.03	Example 3	13
Exa 4.04	Example 4	13
Exa 4.05	Example 5	14
Exa 4.06	Example 6	14
Exa 4.07	Example 7	15
Exa 4.08	Example 8	15
Exa 4.09	Example 9	16
Exa 4.10	Example 10	16
Exa 4.11	Example 11	17
Exa 4.12	Example 12	17
Exa 4.13	Example 13	18
Exa 4.14	Example 14	18
Exa 4.15	Example 15	19
Exa 4.16	Example 16	19
Exa 4.17	Example 17	20
Exa 4.18	Example 18	21

Exa 4.19	Example 19	21
Exa 4.20	Example 20	22
Exa 4.21	Example 21	23
Exa 4.22	Example 22	23
Exa 4.23	Example 23	24
Exa 4.24	Example 24	25
Exa 4.25	Example 25	25
Exa 4.26	Example 26	26
Exa 4.27	Example 27	26
Exa 4.28	Example 28	27
Exa 5.01	Example 1	28
Exa 5.02	Example 2	29
Exa 5.03	Example 3	29
Exa 5.04	Example 4	30
Exa 5.05	Example 5	30
Exa 5.06	Example 6	30
Exa 5.07	Example 7	31
Exa 5.08	Example 8	31
Exa 5.09	Example 9	32
Exa 5.10	Example 10	32
Exa 5.11	Example 11	34
Exa 5.12	example 12	35
Exa 5.13	Example 13	35
Exa 5.14	Example 14	36
Exa 5.15	Example 15	36
Exa 5.16	Example 16	36
Exa 5.17	Example 17	37
Exa 5.18	Example 18	37
Exa 5.19	Example 19	38
Exa 5.20	Example 20	38
Exa 5.21	Example 21	39
Exa 6.1.a	Example 1 a	40
Exa 6.1.b	Example 1 b	42
Exa 6.2	Example 2	43
Exa 6.3.a	Example 3 a	45
Exa 6.3.b	Example 3 b	46
Exa 6.4.a	Example 4 a	47
Exa 6.4.b	Example 4 b	49

Exa 6.5	Example 5	50
Exa 6.6	Example 6	52
Exa 6.7	Example 7	54
Exa 6.8	Example 8	55
Exa 6.9	Example 9	55
Exa 6.12	Example 12	56
Exa 6.13	Example 13	57
Exa 6.14	Example 14	58
Exa 6.15	Example 15	58
Exa 6.16.b	Example 16 b	59
Exa 6.16.c	Example 16 c	59
Exa 6.16.d	Example 16 d	59
Exa 6.17	Example 17	60
Exa 6.18	Example 18	60
Exa 6.19.a	Example 19 a	61
Exa 6.19.b	Example 19 b	61
Exa 6.19.c	Example 19 c	62
Exa 6.19.d	Example 19 d	62
Exa 6.20	Example 20	63
Exa 7.1	Example 1	64
Exa 7.2	Example 2	64
Exa 7.3	Example 3	65
Exa 7.4	Example 4	66
Exa 7.5	Example 5	66
Exa 7.6	Example 6	67
Exa 7.7	Example 7	67
Exa 7.8	Example 8	67
Exa 7.9	Example 9	68
Exa 8.1	Example 1	69
Exa 8.2	Example 2	70
Exa 8.3	Example 3	70
Exa 9.1	Example 1	71
Exa 9.2	Example 2	72
Exa 9.3	Example 3	72
Exa 9.4	Example 4	73
Exa 9.5	Example 5	73
Exa 10.1	Example 1	75
Exa 10.2	Example 2	76

Exa 11.1	Example 1	77
AP 1	Example 11.01data	78
AP 2	Example 10.02data	78
AP 3	Example 10.01data	79
AP 4	Example 9.05data	79
AP 5	Example 9.04data	80
AP 6	Example 9.03data	80
AP 7	Example 9.02data	81
AP 8	Example 9.01data	81
AP 9	Example 8.03data	82
AP 10	Example 8.02data	83
AP 11	Example 8.01data	83
AP 12	Example 7.09data	83
AP 13	Example 7.08data	84
AP 14	Example 7.07data	84
AP 15	Example 7.06data	84
AP 16	Example 7.05data	85
AP 17	Example 7.04data	85
AP 18	Example 7.03data	86
AP 19	Example 7.02data	87
AP 20	Example 6.09data	87
AP 21	Example 6.08data	87
AP 22	Example 6.07data	87
AP 23	Example 6.06data	87
AP 24	Example 6.05data	88
AP 25	Example 6.4b-data	88
AP 26	Example 6.4a-data	89
AP 27	Example 6.3b-data	89
AP 28	Example 6.3a-data	90
AP 29	Example 6.20data	90
AP 30	Example 6.02data	90
AP 31	Example 6.19data	91
AP 32	Example 6.18data	91
AP 33	Example 6.17data	92
AP 34	Example 6.16d-data	92
AP 35	6.16c-data	92
AP 36	Example 6.16b-data	93
AP 37	Example 6.15data	93

AP 38	Example 6.14data	93
AP 39	Example 6.13data	94
AP 40	Example 6.12data	94
AP 41	Example 6.1b-data	94
AP 42	6.1a-data	95
AP 43	Example 5.21data	95
AP 44	Example 5.20data	96
AP 45	Example 5.19data	96
AP 46	Example 5.18data	96
AP 47	Example 5.17data	97
AP 48	Example 5.16data	97
AP 49	Example 5.15data	98
AP 50	Example 5.14data	98
AP 51	Example 5.13data	98
AP 52	Example 5.12data	99
AP 53	Example 5.11data	99
AP 54	Example 5.10data	100
AP 55	Example 5.09data	100
AP 56	Example 5.08data	100
AP 57	Example 5.07data	101
AP 58	Example 5.06data	101
AP 59	Example 5.05data	101
AP 60	Example 5.04data	101
AP 61	Example 5.03data	102
AP 62	Example 5.02data	102
AP 63	Example 5.01data	102
AP 64	Example 4.28data	103
AP 65	Example 4.27data	104
AP 66	Example 4.26data	104
AP 67	Example 4.25data	105
AP 68	Example 4.24data	105
AP 69	Example 4.23data	106
AP 70	Example 4.22data	106
AP 71	Example 4.21data	107
AP 72	Example 4.20data	107
AP 73	Example 4.19data	108
AP 74	Example 4.18data	108
AP 75	Example 4.17data	109

AP 76	Example 4.16data	109
AP 77	Example 4.15data	109
AP 78	Example 4.14data	110
AP 79	Example 4.13data	110
AP 80	Example 4.12data	110
AP 81	Example 4.11data	111
AP 82	Example 4.10data	111
AP 83	Example 4.09data	112
AP 84	Example 4.08data	112
AP 85	Example 4.07data	112
AP 86	Example 4.06data	113
AP 87	Example 4.05data	113
AP 88	Example 4.04data	113
AP 89	Example 4.03data	114
AP 90	Example 4.02data	114
AP 91	Example 4.01data	115
AP 92	Example 3.04data	115
AP 93	Example 3.03data	115
AP 94	Example 3.02data	116
AP 95	Example 3.01data	116
AP 96	Example 2.6data	117
AP 97	Example 2.5data	117
AP 98	Example 2.4data	117
AP 99	Example 2.3data	117
AP 100	Example 2.2data	118
AP 101	Example 2.1data	118

List of Figures

5.1	Example 10	33
6.1	Example 1 a	41
6.2	Example 1 b	42
6.3	Example 2	44
6.4	Example 3 a	45
6.5	Example 3 b	47
6.6	Example 4 a	48
6.7	Example 4 b	49
6.8	Example 5	51
6.9	Example 6	53

Chapter 2

Fundamental Thoughts

check Appendix [AP 101](#) for dependency:

```
2_1data.sci
```

Scilab code Exa 2.1 Example 1

```
1 pathname=get_absolute_file_path('2_1.sce')
2 filename=pathname+filesep()+ '2_1data.sci '
3 exec(filename)
4 T=p/((density)*(R))
5 printf(" \Answer:\n")
6 printf(" \n\Temperature at that point %f K\n\n",T)
```

check Appendix [AP 100](#) for dependency:

```
2_2data.sci
```

Scilab code Exa 2.2 Example 2

```
1 pathname=get_absolute_file_path('2_2.sce')
2 filename=pathname+filesep()+ '2_2data.sci '
```

```
3 exec(filename)
4
5 disp(M,"Mass in Kg",M1,"Mass in pound");
```

check Appendix [AP 99](#) for dependency:

2_3data.sci

Scilab code Exa 2.3 Example 3

```
1 pathname=get_absolute_file_path('2_3.sce')
2 filename=pathname+filesep()+ '2_3data.sci '
3 exec(filename)
4 density=P/(R*T);
5 v=1/density;//specific volume
6 printf("\Answer:\n")
7 printf("\n\Density of air: %f Kg/m^3\n\n",density)
8 printf("\n\Specific volume of air: %f m^3/Kg\n\n",v)
```

check Appendix [AP 98](#) for dependency:

2_4data.sci

Scilab code Exa 2.4 Example 4

```
1 pathname=get_absolute_file_path('2_4.sce')
2 filename=pathname+filesep()+ '2_4data.sci '
3 exec(filename)
4 printf("\Answer:\n")
5 printf("\n\Density of air at the given point: %f Kg/
  m^3\n\n",density)
```

check Appendix [AP 97](#) for dependency:

2_5data.sci

Scilab code Exa 2.5 Example 5

```
1 pathname=get_absolute_file_path('2_5.sce')
2 filename=pathname+filesep()+ '2_5data.sci'
3 exec(filename)
4 function [unit]=Conversion(SI)
5     unit=(9.8*(0.3048)^2)*(SI)/4.448;
6 endfunction
7 disp("1lb/ft^2=(9.8*(0.3048)^2)/4.448) kgf/m^2")
8 disp(Conversion(280.8),"wing loading in lb/ft^2 for
    F-117A stealth fighter");
```

check Appendix [AP 96](#) for dependency:

2_6data.sci

Scilab code Exa 2.6 example 6

```
1 pathname=get_absolute_file_path('2_6.sce')
2 filename=pathname+filesep()+ '2_6data.sci'
3 exec(filename)
4 function [ftPerSecond]=conversion(MilePerHour)
5     ftPerSecond=(5280*MilePerHour)/3600;
6 endfunction
7 function [meterPerSecond]=conversion1(MilePerHour)
8     meterPerSecond=(1609.344*MilePerHour)/3600;
9 endfunction
10 disp("1 ftPerSecond=(5280*MilePerHour)/3600")
11
12 disp(conversion(60),"velocity in terms of ft/s");
13
14 disp("1 meterPerSecond=(1609.344*MilePerHour)/3600")
15 disp(conversion1(60),"velocity in terms of m/s");
```


Chapter 3

The Standard Atmosphere

check Appendix [AP 95](#) for dependency:

3_01data.sci

Scilab code Exa 3.01 Example 1

```
1 pathname=get_absolute_file_path('3_01.sce')
2 filename=pathname+filesep()+ '3_01data.sci'
3 exec(filename)
4 printf("\Answer:\n")
5 printf("\pressure at an altitude of 14 Km: %f N/m^2\n",P2)
6 printf("\n\density at an altitude of 14 Km: %f Kg/m^3\n\n",D2)
```

check Appendix [AP 94](#) for dependency:

3_02data.sci

Scilab code Exa 3.02 Example 2


```

1 pathname=get_absolute_file_path('3_02.sce')
2 filename=pathname+filesep()+ '3_02data.sci'
3 exec(filename)
4 printf("\Answer:\n")
5 printf("\n\pressure altitude: %f Km\n\n",P1)
6 printf("\n\ temperature altitude: %f Km\n\n",T1)
7 printf("\n\density altitude: %f Km\n\n",D1)

```

check Appendix [AP 93](#) for dependency:

3_03data.sci

Scilab code Exa 3.03 Example 3

```

1 pathname=get_absolute_file_path('3_03.sce')
2 filename=pathname+filesep()+ '3_03data.sci'
3 exec(filename)
4 printf("\Answer:\n")
5 printf("\n\Temperature of air at flying altitude of
   airplane: %f K\n\n",T)

```

check Appendix [AP 92](#) for dependency:

3_04data.sci

Scilab code Exa 3.04 Example 4

```

1 pathname=get_absolute_file_path('3_04.sce')
2 filename=pathname+filesep()+ '3_04data.sci'
3 exec(filename)
4 printf("\Answer:\n")
5 printf("\n\pressur altitude: %f Km\n",Hp)
6 printf("\n\density altitude : %f Km\n\n",Hd)

```

Chapter 4

Basic Aerodynamics

check Appendix [AP 91](#) for dependency:

4_01data.sci

Scilab code Exa 4.01 Example 1

```
1 pathname=get_absolute_file_path('4_01.sce')
2 filename=pathname+filesep()+ '4_01data.sci'
3 exec(filename)
4 printf("\Answer:\n")
5 printf("\n\area of the duct exit: %f m^2\n\n",A2)
```

check Appendix [AP 90](#) for dependency:

4_02data.sci

Scilab code Exa 4.02 Example 1

```
1 pathname=get_absolute_file_path('4_02.sce')
2 filename=pathname+filesep()+ '4_02data.sci'
3 exec(filename)
```

```
4 printf("\Answer:\n")
5 printf("\n\density of air at the duct exit: %f Kg/m
  ^3\n\n",D2)
```

check Appendix [AP 89](#) for dependency:

4_03data.sci

Scilab code Exa 4.03 Example 3

```
1 pathname=get_absolute_file_path('4_03.sce')
2 filename=pathname+filesep()+ '4_03data.sci'
3 exec(filename)
4 disp("P1+(D*V1^2/2)=Pa+(D*Va^2/2)", "Bernoulli
  equation");
5 Va=[(2*(P1-Pa)/D)+(V1)^2]^0.5; disp(Va, "Va=")
6 printf("\Answer:\n")
7 printf("\n\velocity at a point A on airfoil: %f m/s\
  n\n",Va)
```

check Appendix [AP 88](#) for dependency:

4_04data.sci

Scilab code Exa 4.04 Example 4

```
1 pathname=get_absolute_file_path('4_04.sce')
2 filename=pathname+filesep()+ '4_04data.sci'
3 exec(filename)
4 printf("\Answer:\n")
5 printf("\n\pressure at the duct exit: %f N/m^2\n\n",
  P2)
```

check Appendix [AP 87](#) for dependency:

4_05data.sci

Scilab code Exa 4.05 Example 5

```
1 pathname=get_absolute_file_path('4_05.sce')
2 filename=pathname+filesep()+ '4_05data.sci'
3 exec(filename)
4 D=1.067*D*V^2*R;
5 printf("\Answer:\n")
6 printf("\n\Aerodynamic force exerted by surface
   pressure distribution: %f N\n\n",D)
```

check Appendix [AP 86](#) for dependency:

4_06data.sci

Scilab code Exa 4.06 Example 6

```
1 pathname=get_absolute_file_path('4_06.sce')
2 filename=pathname+filesep()+ '4_06data.sci'
3 exec(filename)
4 printf("\Answer:\n")
5 printf("\n\internal energy per unit mass in SI unit:
   %f J/Kg.K\n\n",e)
6 printf("\n\internal energy per unit mass in English
   engineering unit: %f Ft.Lb/slug\n\n",e1)
7 printf("\n\enthalpy per unit mass in SI unit: %f J/
   Kg.K\n\n",h)
8 printf("\n\enthalpy per unit mass in English
   engineering unit: %f Ft.Lb/slug\n\n",h1)
```

check Appendix [AP 85](#) for dependency:

4_07data.sci

Scilab code Exa 4.07 Example 7

```
1 pathname=get_absolute_file_path('4_07.sce')
2 filename=pathname+filesep()+ '4_07data.sci'
3 exec(filename)
4 disp("P2/P1=(T2/T1)^y/y-1", "For isentropic flow", "
    let P2 be the pressure at that point of wing");
5 P2=P1*(T/T1)^(y/(y-1)); disp(P2, "P2=")
6 printf("\Answer:\n")
7 printf("\n\Pressure at this point: %f N/m^2\n\n", P2)
```

check Appendix [AP 84](#) for dependency:

4_08data.sci

Scilab code Exa 4.08 Example 8

```
1 pathname=get_absolute_file_path('4_08.sce')
2 filename=pathname+filesep()+ '4_08data.sci'
3 exec(filename)
4 disp("T2=T1*(P2/P1)^((y-1)/y)", "from isentropic
    condition:")
5 T2=T1*(P2/P1)^((y-1)/y) //temperature at exit
6 printf("\Answer:\n")
7 printf("\n\Gas temperature at the exit: %f K\n\n", T2
    )
```

check Appendix [AP 83](#) for dependency:

4_09data.sci

Scilab code Exa 4.09 Example 9

```
1 pathname=get_absolute_file_path('4_09.sce')
2 filename=pathname+filesep()+ '4_09data.sci'
3 exec(filename)
4 disp("So  $V1^2=2Cp*(To-T1)$ ", "CpTo=CpT1+(V1^2)/2", "
    From energy equation:", "let V1 be the velocity of
    throat")
5 V1=(2*Cp*(To-T1))^0.5;
6 printf("\n\ Velocity at throat: %f m/s\n\n",V1)
7 disp("So  $Ve^2=2Cp*(To-Te)$ ", "CpTo=CpTe+(Ve^2)/2", "
    From energy equation:", "let Ve be the velocity of
    exit")
8 Ve=(2*Cp*(To-Te))^0.5;
9 printf("\n\ Velocity at the exit: %f m/s\n\n",Ve)
10 disp("A1=Mt/(D1*V1)", "Area of throat")
11 A1=Mt/(D1*V1);
12 printf("\n\ Area of throat: %f m^2\n\n",A1)
13 disp("Ae=Mt/(De*Ve)", "Area of the exit")
14 Ae=Mt/(De*Ve);
15 printf("\n\ Area of the exit: %f m^2\n\n",Ae)
```

check Appendix [AP 82](#) for dependency:

4_10data.sci

Scilab code Exa 4.10 Example 10

```
1 pathname=get_absolute_file_path('4_10.sce')
2 filename=pathname+filesep()+ '4_10data.sci'
3 exec(filename)
4 disp("So  $Va^2=2Cp*(T-Ta)+V^2$ ", "CpT+(V^2)/2=CpTa+(Va
    ^2)/2", "From energy equation:", "let Va be the
    velocity of the point A")
5 Va=(2*Cp*(T-Ta)+V^2)^0.5; disp(Va, "Va=")
6 printf("\ Answer:\n")
```

```
7 printf("\n\Velocity at point A: %f m/s\n\n",Va)
```

check Appendix [AP 81](#) for dependency:

4_11data.sci

Scilab code Exa 4.11 Example 11

```
1 pathname=get_absolute_file_path('4_11.sce')
2 filename=pathname+filesep()+ '4_11data.sci'
3 exec(filename)
4 disp("Mach No M=V/a");
5 M=V/a; disp(M,"M=")
6 printf("\Answer:\n")
7 printf("\n\Mach No of the jet transport: %f\n\n",M)
```

check Appendix [AP 80](#) for dependency:

4_12data.sci

Scilab code Exa 4.12 Example 12

```
1 pathname=get_absolute_file_path('4_12.sce')
2 filename=pathname+filesep()+ '4_12data.sci'
3 exec(filename)
4 disp("Mach No at Throat Mt=V1/a");
5 Mt=V1/a; disp(Mt,"Mt=")
6 disp("Mach No at Throat Me=Ve/Ae");
7 Me=Ve/Ae; disp(Me,"Me=")
8 printf("\Answer:\n")
9 printf("\n\Mach No at throat: %f\n\n",Mt)
10 printf("\n\Mach No at exit: %f\n\n",Me)
```

check Appendix [AP 79](#) for dependency:

4_13data.sci

Scilab code Exa 4.13 Example 13

```
1 pathname=get_absolute_file_path('4_13.sce')
2 filename=pathname+filesep()+ '4_13data.sci'
3 exec(filename)
4 disp(" (2*(P1-P2)/(D1*(1-(A2/A1)^2)))^0.5=(2*(Dp)/(D1
      *(1-r^2)))^0.5", "Airflow velocity at test section
      V=");
5 V=(2*(Dp)/(D1*(1-r^2)))^0.5; disp(V, "V=");
6 printf("\Answer:\n")
7 printf("\n\Airflow velocity in the test section: %f
      m/s\n\n", V)
```

check Appendix [AP 78](#) for dependency:

4_14data.sci

Scilab code Exa 4.14 Example 14

```
1 pathname=get_absolute_file_path('4_14.sce')
2 filename=pathname+filesep()+ '4_14data.sci'
3 exec(filename)
4 disp(" P2+D*(V2^2-V1^2)/2", "pressure at reservoir P1=")
5 P1=P2+D*(V2^2-V1^2)/2; disp(P1, "P1=")
6 disp(" Mt=D*A1*V1", "mass flow rate :")
7 Mt=D*A1*V1; disp(Mt, "Mt=")
8 printf("\Answer:\n")
9 printf("\n\pressure required to have a velocity of
      40 m/s at test section: %f N/m^2\n\n", P1)
10 printf("\n\mass flow through the wind tunnel: %f Kg/
      s\n\n", Mt)
```

check Appendix [AP 77](#) for dependency:

4_15data.sci

Scilab code Exa 4.15 Example 15

```
1 pathname=get_absolute_file_path('4_15.sce')
2 filename=pathname+filesep()+ '4_15data.sci'
3 exec(filename)
4 disp("V2 proportional to (P2-P1)^0.5", "velocity in
    test section is proportional to square root of
    pressure difference")
5 V2=(40)*2^(0.5); disp(V2, "velocity after pressure
    difference is doubled is squareroot 2 times 40")
6 disp(" (2(P1-P2)/(D(1-(A2/A1)^2)))^0.5=(2*(Dp)/(D
    *(1-(1/R)^2)))^0.5", "Airflow velocity at test
    section V3=");
7 V3=(2*(Dp)/(D*(1-(1/R)^2)))^0.5; disp(V3, "V3=");
8 printf("\Answer:\n")
9 printf("\n\Airflow velocity in the test section
    after doubling pressure difference: %f m/s\n\n",
    V2)
10 printf("\n\Airflow velocity in the test section
    after doubling contraction ratio: %f m/s\n\n", V3)
```

check Appendix [AP 76](#) for dependency:

4_16data.sci

Scilab code Exa 4.16 Example 16

```
1 pathname=get_absolute_file_path('4_16.sce')
2 filename=pathname+filesep()+ '4_16data.sci'
```

```

3  exec(filename)
4  disp("Vt=(2(Po-P)/D)^0.5"," True velocity of airplane
      ")
5  Vt=sqrt(2*(Po-P)/D); disp(Vt,"Vt=");
6  disp("Ve=(2(Po-P)/Ds)^0.5"," Equivalent airspeed of
      airplane")
7  Ve=sqrt(2*(Po-P)/Ds); disp(Ve,"Ve=");
8  printf("\Answer:\n")
9  printf("\n\ True velocity of the airplane: %f m/s\n\n
      ",Vt)
10 printf("\n\ Equivalent airspeed of the airplane: %f m
      /s\n\n",Ve)

```

check Appendix [AP 75](#) for dependency:

4_17data.sci

Scilab code Exa 4.17 Example 17

```

1  pathname=get_absolute_file_path('4_17.sce')
2  filename=pathname+filesep()+ '4_17data.sci'
3  exec(filename)
4  disp("M1^2=2*[(Po/P1)^((y-1)/y)-1]/(y-1)"," let Mach
      no at which the airplane flying is M1 then")
5  M1=sqrt(2*[(Po/P1)^((y-1)/y)-1]/(y-1)); disp(M1,"M1="
      );
6  a1=sqrt(y*R*T); disp(a1," a1=(y*R*T)^0.5"," speed of
      sound at that point");
7  V1=sqrt(2*a1^2*[(Po/P1)^((y-1)/y)-1]/(y-1));
8  disp(V1," V1="," V1^2=2*a1^2*[(Po/P1)^((y-1)/y)-1]/(y
      -1)"," equivalent air speed V1")
9  R=((y-1)/y);
10 Vc=sqrt([2*a^2*[((Po-P1)/P)+1]^((y-1)/y)-1]/(y-1))
      ;
11 disp(Vc," Vc="," Vc^2=2*a^2*[((Po-P1)/P)+1]^((y-1)/y
      -1]/(y-1)"," caliberated air speed Vc")

```

```

12 printf("\Answer:\n")
13 printf("\n\mach no at which airplane is flying: %f \
    n\n",M1)
14 printf("\n\True airspeed of the airplane: %f m/s\n\n
    ",V1)
15 printf("\n\caliberated airspeed of the airplane: %f
    m/s\n\n",Vc)

```

check Appendix [AP 74](#) for dependency:

4_18data.sci

Scilab code Exa 4.18 Example 18

```

1 pathname=get_absolute_file_path('4_18.sce')
2 filename=pathname+filesep()+ '4_18data.sci'
3 exec(filename)
4 Po=P*[(y+1)^2*M^2/((4*y*M^2)-2*(y-1))]^3.5*(1-y+2*y*
    M^2)/(y+1)
5 disp("Po=P1*[(y+1)^2*M^2/((4*y*M^2)-2*(y-1))
    ]^3.5*(1-y+2*y*M^2)/(y+1)", "pressure measured by
    pitot tube Po")
6 printf("\Answer:\n")
7 printf("\n\pressure measured by pitot tube: %f N/m
    ^2\n\n",Po)

```

check Appendix [AP 73](#) for dependency:

4_19data.sci

Scilab code Exa 4.19 Example 19

```

1 pathname=get_absolute_file_path('4_19.sce')
2 filename=pathname+filesep()+ '4_19data.sci'

```

```

3  exec(filename)
4  Ma=[[ (Po/Pa) ^ ((y-1)/y) -1]*2/(y-1)]^0.5; disp(Ma, "Ma="
      , "Ma=[(Po/Pa) ^ ((y-1)/y) -1]*2/(y-1)", "Mach no at
      point A")
5  Ta=Toa/[1+(y-1)*Ma^2/2];
6  disp(Ta, "Ta=", "Ta=Toa/[1+(y-1)*Ma^2/2]", "static
      temperature at A")
7  Va=sqrt(y*R*Ta)*Ma;
8  disp(Va, "Va=", "velocity at A =a*Ma, where a(sqrt(y*R*
      Ta)) is speed of sound at A")
9  printf("\Answer:\n")
10 printf("\n\Mach No at A: %f \n\n",Ma)
11 printf("\n\velocity at A: %f m/s\n\n",Va)

```

check Appendix [AP 72](#) for dependency:

4_20data.sci

Scilab code Exa 4.20 Example 20

```

1  pathname=get_absolute_file_path('4_20.sce')
2  filename=pathname+filesep()+ '4_20data.sci'
3  exec(filename)
4  To=Te*A
5  disp(To, "To=", "To=Te*(1+(y-1)*Me^2/2)", "let
      reservoir temperature required is To ")
6  Po=Pe*A^(y/(y-1));
7  disp(Po, "Po=", "Po=Pe*((1+(y-1)*Me^2/2)) ^y/y-1", "let
      reservoir pressure required is Po ")
8  r=sqrt((2*A/(y+1)) ^ ((y+1)/(y-1))/Me^2)
9  disp(r, "Ae/At=", "Ae/At=sqrt((2*(1+(y-1)*Me^2/2)/(y
      +1)) ^ ((y+1)/(y-1))/Me^2)", "Area ratio required is
      equal to")
10 printf("\Answer:\n")
11 printf("\n\ required reservoir temperature: %f K\n\n
      ",To)

```

```

12 printf("\n\ required reservoir pressure: %f N/m^2\n\
    n",Po)
13 printf("\n\ required Area Ratio: %f \n\n",r)

```

check Appendix [AP 71](#) for dependency:

4_21data.sci

Scilab code Exa 4.21 Example 21

```

1 pathname=get_absolute_file_path('4_21.sce')
2 filename=pathname+filesep()+ '4_21data.sci'
3 exec(filename)
4 Pstag=Pe*[(y+1)^2*Me^2/((4*y*Me^2)-2*(y-1))]^(y/(y
    -1))*(1-y+2*y*Me^2)/(y+1)
5 disp(Pstag," Pstag=", " Pstag=Pe*[(y+1)*Me^2/((4*y*Me
    ^2)-2*(y-1))]^(y/(y-1))*(1-y+2*y*Me^2)/(y+1)", "
    the stagnation presure is given by Pstag")
6 Dstag=Pstag/(R*Tstag);
7 disp(Dstag," Dstag=", " Dstag=Pstag/(R*Tstag)", " the
    stagnation density is given by Dstag")
8 printf("\Answer:\n")
9 printf("\n\ Stagnation temperature: %f K\n\n",Tstag)
10 printf("\n\ Stagnation pressure: %f N/m^2\n\n",Pstag
    )
11 printf("\n\ Stagnation density: %f Kg/m^3\n\n",Dstag
    )

```

check Appendix [AP 70](#) for dependency:

4_22data.sci

Scilab code Exa 4.22 Example 22

```

1 pathname=get_absolute_file_path('4_22.sce')
2 filename=pathname+filesep()+ '4_22data.sci'
3 exec(filename)
4 Ve=Ae*Me;disp(Ve,"Ve=", "velocity at exit Ve=Ae*Me")
5 Mt=Dt*At*Vt;disp(Mt,"Mt=Dt*At*Vt", "mass flow through
    nozzle Mt")
6 printf("\Answer:\n")
7 printf("\n\Velocity at exit: %f m/s\n\n",Ve)
8 printf("\n\mass flow through nozzle: %f Kg/m^3\n\n",
    Mt)

```

check Appendix [AP 69](#) for dependency:

4_23data.sci

Scilab code Exa 4.23 Example 23

```

1 pathname=get_absolute_file_path('4_23.sce')
2 filename=pathname+filesep()+ '4_23data.sci'
3 exec(filename)
4 t=5.2*x/Re^0.5;disp(t,"t=", "boundary layer thickness
    t=5.2*x/Re^0.5")
5 D=q*S*Cf;disp(D,"D=", "drag on one surface of the
    plate given by D=q*s*Cf")
6 disp(2*D,"Dn=", "Net drag Dn is two times both
    surface i.e 2D")
7 printf("\Answer:\n")
8 printf("\n\Boundary layer thickness at downstream
    edge: %f m\n\n",t)
9 printf("\n\The drag force on plate: %f N\n\n",2*D)

```

check Appendix [AP 68](#) for dependency:

4_24data.sci

Scilab code Exa 4.24 Example 24

```
1 pathname=get_absolute_file_path('4_24.sce')
2 filename=pathname+filesep()+ '4_24data.sci'
3 exec(filename)
4 Tw1=q*Cf1; disp(Tw1,"Tw1=", "Tw1=q*Cf1", "shear stress
   at 1 cm Tw1:");
5 Tw2=q*Cf2; disp(Tw2,"Tw2=", "Tw2=q*Cf2", "shear stress
   at 1 cm Tw2:");
6 printf("\Answer:\n")
7 printf("\n\Local shear stress at 1 cm: %f N/m^2\n\n",
   Tw1)
8 printf("\n\Local shear stress at 5 cm: %f N/m^2", Tw2
   )
9 disp("Hence Tw decreases with distance in flow
   direction");
```

check Appendix [AP 67](#) for dependency:

4_25data.sci

Scilab code Exa 4.25 Example 25

```
1 pathname=get_absolute_file_path('4_25.sce')
2 filename=pathname+filesep()+ '4_25data.sci'
3 exec(filename)
4 T=0.37*x/Re^0.2; disp(T,"T=", "T=0.37*x/Re^0.2", "
   Thickness at trailing edge T:");
5 Df=q*S*Cf; disp(Df,"Df=", "Df=q*S*Cf", "Drag at top
   surface")
6 printf("\Answer:\n")
7 printf("\n\Thickness at trailing edge: %f m\n\n", T)
8 printf("\n\Total Drag: %f N", 2*Df)
```

check Appendix [AP 66](#) for dependency:

4_26data.sci

Scilab code Exa 4.26 Example 26

```
1 pathname=get_absolute_file_path('4_26.sce')
2 filename=pathname+filesep()+ '4_26data.sci'
3 exec(filename)
4 Tw1=q*Cf1;disp(Tw1,"Tw1=", "Tw1=q*Cf1", "shear stress
   at 1 cm Tw1:");
5 Tw2=q*Cf2;disp(Tw2,"Tw2=", "Tw2=q*Cf2", "shear stress
   at 1 cm Tw2:");
6 printf("\Answer:\n")
7 printf("\n\Local shear stress at 1 cm: %f N/m^2\n\n",
   Tw1)
8 printf("\n\Local shear stress at 5 cm: %f N/m^2", Tw2
   )
```

check Appendix [AP 65](#) for dependency:

4_27data.sci

Scilab code Exa 4.27 Example 27

```
1 pathname=get_absolute_file_path('4_27.sce')
2 filename=pathname+filesep()+ '4_27data.sci'
3 exec(filename)
4 Tw=q*Cf;disp(Tw,"Tw=", "Tw=q*Cf", "shear stress at
   point 0.6096 m Tw:");
5 printf("\Answer:\n")
6 printf("\n\shear stress at a point 0.6096m
   downstream of the leading edge: %f m\n\n", Tw)
```

check Appendix [AP 64](#) for dependency:

4_28data.sci

Scilab code Exa 4.28 Example 28

```
1 pathname=get_absolute_file_path('4_28.sce')
2 filename=pathname+filesep()+'4_28data.sci'
3 exec(filename)
4 Ds=q*S*0.074/Re^0.2;disp(Ds,"Ds=","Ds=q*S*0.074/Re
   ^0.2","turbulent drag over complete area(A+B)");
5 Da=q*A*0.074/Ret^0.2;disp(Da,"Da=","Da=q*A*0.074/Ret
   ^0.2","turbulent drag over area A");
6 disp(Ds-Da,"Db=","turbulent drag over area B Db:");
   Db=Ds-Da;
7 Dl=q*A*1.328/Ret^0.5;disp(Dl,"Dl=","Dl=q*A*1.328/Ret
   ^0.5","laminar drag over area A");
8 Dn=Db+Dl;disp(Dn,"Dn=","Dn=Db+Dl","Net drag Dn")
9 printf("\Answer:\n")
10 printf("\n\Skin friction Drag over wings of biplane
   (4 surfaces): %f N\n\n",4*Dn)
```

Chapter 5

Airfoils Wings and Other Aerodynamic Shapes

check Appendix [AP 63](#) for dependency:

5_01data.sci

Scilab code Exa 5.01 Example 1

```
1 pathname=get_absolute_file_path('5_01.sce')
2 filename=pathname+filesep()+ '5_01data.sci'
3 exec(filename)
4 L=q*c*Cl;disp(L,"L=", "L=q*c*Cl", "Lift per unit span
   L:")
5 D=q*c*Cd;disp(D,"D=", "D=q*c*Cd", "Drag per unit span
   D:")
6 M=q*c*Cm*c;disp(M,"M=", "M=q*c*Cm*c", "Moment per unit
   span M:")
7 printf("\Answer:\n")
8 printf("\n\Lift about the quarter chord,per unit
   span: %f N\n\n",L)
9 printf("\n\Drag about the quarter chord,per unit
   span: %f N\n\n",D)
10 printf("\n\moment about the quarter chord,per unit
   span: %f N.m\n\n",M)
```

check Appendix [AP 62](#) for dependency:

5_02data.sci

Scilab code Exa 5.02 Example 2

```
1 pathname=get_absolute_file_path('5_02.sce')
2 filename=pathname+filesep()+ '5_02data.sci '
3 exec(filename)
4 printf("\Answer:\n")
5 printf("\n\angle of attack for 700 N lift: %f degree
   \n\n",a)
6 printf("\n\angle of attack for zero lift:: %f degree
   \n\n",a1)
```

check Appendix [AP 61](#) for dependency:

5_03data.sci

Scilab code Exa 5.03 Example 3

```
1 pathname=get_absolute_file_path('5_03.sce')
2 filename=pathname+filesep()+ '5_03data.sci '
3 exec(filename)
4 Cp=(P1-P)/q; disp(Cp, "Cp=", "Cp=(P1-P)/q", " pressure
   coefficient Cp :")
5 printf("\Answer:\n")
6 printf("\n\pressure coefficient at this point of
   wing: %f \n\n",Cp)
```

check Appendix [AP 60](#) for dependency:

5_04data.sci

Scilab code Exa 5.04 Example 4

```
1 pathname=get_absolute_file_path('5_04.sce')
2 filename=pathname+filesep()+ '5_04data.sci'
3 exec(filename)
4 Cp=(P1-P)/q; disp(Cp, "Cp=", "Cp=(P1-P)/q", " pressure
   coefficient Cp :")
5 printf("\Answer:\n")
6 printf("\n\pressure coefficient : %f \n\n", Cp)
```

check Appendix [AP 59](#) for dependency:

5_05data.sci

Scilab code Exa 5.05 Example 5

```
1 pathname=get_absolute_file_path('5_05.sce')
2 filename=pathname+filesep()+ '5_05data.sci'
3 exec(filename)
4 Cp=Cpo/(sqrt(1-M^2)); disp(Cp, "Cp=", "Cp=Cpo/(sqrt(1-M
   ^2))", " pressure coefficient Cp :")
5 printf("\Answer:\n")
6 printf("\n\pressure coefficient : %f \n\n", Cp)
```

check Appendix [AP 58](#) for dependency:

5_06data.sci

Scilab code Exa 5.06 Example 6

```

1 pathname=get_absolute_file_path('5_06.sce')
2 filename=pathname+filesep()+ '5_06data.sci'
3 exec(filename)
4 P1=(q*Cp)+P; disp(P1,"P1=", "P1=q*Cp+p", "pressure at
    this point P1:")
5 printf("\Answer:\n")
6 printf("\n\pressure at this point : %f N/m^2\n\n",P1
    )

```

check Appendix [AP 57](#) for dependency:

5_07data.sci

Scilab code Exa 5.07 Example 7

```

1 pathname=get_absolute_file_path('5_07.sce')
2 filename=pathname+filesep()+ '5_07data.sci'
3 exec(filename)
4 V2=V*((Cp1-Cp2)+(V1/V)^2)^0.5;
5 disp(V2,"V2=", "V2=V*((Cp1-Cp2)+(V1/V)^2)^0.5", "
    velocity at point 2 V2:")
6 printf("\Answer:\n")
7 printf("\n\Velocity at point 2: %f m/s\n\n",V2)

```

check Appendix [AP 56](#) for dependency:

5_08data.sci

Scilab code Exa 5.08 Example 8

```

1 pathname=get_absolute_file_path('5_08.sce')
2 filename=pathname+filesep()+ '5_08data.sci'
3 exec(filename)

```

```

4 Cn=integrate('1-0.95*y', 'y', 0, 1.0)-integrate('1-300*
    y^2', 'y', 0, 0.1)-integrate('-2.2277+2.2277*y', 'y',
    , 0.1, 1.0)
5 printf("\Answer:\n")
6 printf("\n\Normal force coefficient : %f \n\n", Cn)

```

check Appendix [AP 55](#) for dependency:

5_09data.sci

Scilab code Exa 5.09 Example 9

```

1 pathname=get_absolute_file_path('5_09.sce')
2 filename=pathname+filesep()+ '5_09data.sci'
3 exec(filename)
4 Cl=Co/(sqrt(1-M^2)); disp(Cl, "Cl=", "Cl=Co/(sqrt(1-M
    ^2))", "Lift coefficient Cl :")
5 printf("\Answer:\n")
6 printf("\n\Lift coefficient at Mach 0.7: %f \n\n", Cl
    )

```

check Appendix [AP 54](#) for dependency:

5_10_data.sci

Scilab code Exa 5.10 Example 10

```

1 pathname=get_absolute_file_path('5_10.sce')
2 filename=pathname+filesep()+ '5_10_data.sci'
3 exec(filename)
4 clf();
5 i = 1;

```

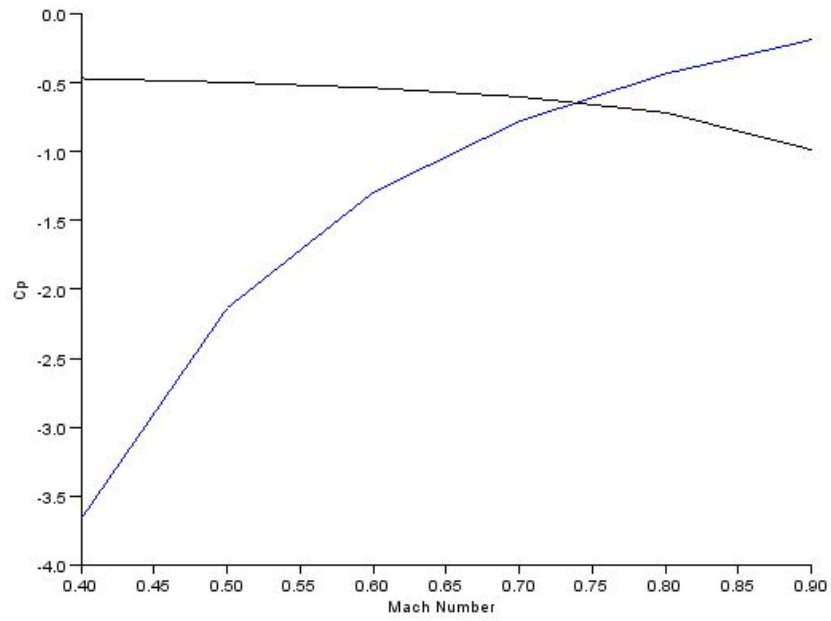


Figure 5.1: Example 10

```

6 while(i<=length(M))
7     Cpcr(i)=(2/(y*M(i)^2))*[[(2+(y-1)*M(i)^2)/(y+1)
8         ]^(y/(y-1))-1]
9     Cpmin(i)=Cpomin/sqrt(1-M(i)^2);
10    i = i+1;
11 end
12 xlabel("Mach Number");
13 ylabel("Cp");
14 plot2d(M,Cpcr,2);
15 plot2d(M,Cpmin);
16 disp("The intersection point of both the graphs i.e
17     approx 0.74 is the critical Mach no of the NACA
18     -0012 airfoil.")

```

check Appendix [AP 53](#) for dependency:

5_11_data.sci

Scilab code Exa 5.11 Example 11

```

1 pathname=get_absolute_file_path('5_11.sce')
2 filename=pathname+filesep()+ '5_11_data.sci'
3 exec(filename)
4 L=q*c*Cl;disp(L,"L=", "L=q*c*Cl", " lift per unit span
5     for mach 3 :")
6 Dw=q*c*Cd;disp(Dw,"Dw=", "Dw=q*c*Cd", "Wave drag per
7     unit span for mach 3 :")
8 L1=q1*c*Cl1;disp(L1,"L1=", "L1=q1*c*Cl1", " lift per
9     unit span for mach 2:")
10 Dw1=q1*c*Cd1;disp(Dw1,"Dw1=", "Dw1=q1*c*Cd1", "Wave
11     drag per unit span for mach 2 :")

```

check Appendix [AP 52](#) for dependency:

5_12_data.sci

Scilab code Exa 5.12 example 12

```
1 pathname=get_absolute_file_path('5_12.sce')
2 filename=pathname+filesep()+ '5_12_data.sci'
3 exec(filename)
4 a=L*(M^2-1)^0.5/(4*q*S);
5 disp(a,"a=", "a=L*(M^2-1)^0.5/(4*q*S)", "angle of
    attack at sea level:")
6 a1=L*(M^2-1)^0.5/(4*q1*S);
7 disp(a1,"a1=", "a1=L*(M^2-1)^0.5/(4*q1*S)", "angle of
    attack at 10 Km:")
8 printf("\Answer:\n")
9 printf("\n\angle of attack at sea level: %f degree\n
    \n",a*180/%pi)
10 printf("\n\angle of attack at 10 Km: %f degree\n\n",
    a1*180/%pi)
```

check Appendix [AP 51](#) for dependency:

5_13data.sci

Scilab code Exa 5.13 Example 13

```
1 pathname=get_absolute_file_path('5_13.sce')
2 filename=pathname+filesep()+ '5_13data.sci'
3 exec(filename)
4 L=q*S*4*a/sqrt(M^2-1);
5 disp(L,"L=", "L=q*S*4*a/sqrt(M^2-1)", "Lift exerted on
    airplane L:")
6 printf("\Answer:\n")
7 printf("\n\Lift exerted on airplane: %f N\n\n",L)
```

check Appendix [AP 50](#) for dependency:

5_14data.sci

Scilab code Exa 5.14 Example 14

```
1 pathname=get_absolute_file_path('5_14.sce')
2 filename=pathname+filesep()+ '5_14data.sci'
3 exec(filename)
4 Cl=L/(q*S);
5 disp(Cl,"Cl=", "Cl=L/(q*S)", "Lift coefficient Cl:")
6 printf("\Answer:\n")
7 printf("\n\Lift coefficient: %f \n\n",Cl)
```

check Appendix [AP 49](#) for dependency:

5_15data.sci

Scilab code Exa 5.15 Example 15

```
1 pathname=get_absolute_file_path('5_15.sce')
2 filename=pathname+filesep()+ '5_15data.sci'
3 exec(filename)
4 Cdi=Cl^2/(%pi*e*AR); disp(Cdi,"Cdi=", "Cdi=Cl^2/(%pi*e
    *AR)", "induced drag coefficient Cdi:")
5 Di=q*S*Cdi; disp(Di,"Di=", "Di=q*S*Cdi", "induced drag
    Di:")
6 printf("\Answer:\n")
7 printf("\n\induced drag coefficient: %f \n\n",Cdi)
8 printf("\n\induced drag: %f N\n\n",Di)
```

check Appendix [AP 48](#) for dependency:

5_16data.sci

Scilab code Exa 5.16 Example 16

```

1 pathname=get_absolute_file_path('5_16.sce')
2 filename=pathname+filesep()+ '5_16data.sci'
3 exec(filename)
4 Dt=(Cd+Cdi)*S*(D*V^2/2); disp(Dt,"Dt=","Dt=(Cd+Cdi)*S
    *q","total drag Di:")
5 printf("\Answer:\n")
6 printf("\n\Totl drag: %f N\n\n",Dt)

```

check Appendix [AP 47](#) for dependency:

5_17data.sci

Scilab code Exa 5.17 Example 17

```

1 pathname=get_absolute_file_path('5_17.sce')
2 filename=pathname+filesep()+ '5_17data.sci'
3 exec(filename)
4 Cl=a1*(a-a2); disp(Cl,"Cl=","Cl=a1(a-a2)","lift
    coefficient Cl:")
5 Cd=cd+Cl^2/(%pi*e*AR); disp(Cd,"Cd=","Cd=cd+Cl^2/(%pi
    *e*AR)","total drag coefficient Cd:")
6 printf("\Answer:\n")
7 printf("\n\Lift coefficient: %f \n\n",Cl)
8 printf("\n\Totl drag coefficient: %f \n\n",Cd)

```

check Appendix [AP 46](#) for dependency:

5_18data.sci

Scilab code Exa 5.18 Example 18

```

1 pathname=get_absolute_file_path('5_18.sce')
2 filename=pathname+filesep()+ '5_18data.sci'
3 exec(filename)

```

```

4 Di=q*S*Cdi; disp(Di, "Di=", "Di=q*S*Cdi", "induced drag
  on one wing Di:")
5 printf("\Answer:\n")
6 printf("\n\Induced drag exerted on both the wings:
  %f N\n\n", 2*Di)

```

check Appendix [AP 45](#) for dependency:

5_19data.sci

Scilab code Exa 5.19 Example 19

```

1 pathname=get_absolute_file_path('5_19.sce')
2 filename=pathname+filesep()+ '5_19data.sci'
3 exec(filename)
4 disp("comparing the results of part a and b we can
  see the high-aspect ratio wing experiences a 26%
  higher increase in Cl than the low-aspect ratio
  wing.")

```

check Appendix [AP 44](#) for dependency:

5_20data.sci

Scilab code Exa 5.20 Example 20

```

1 pathname=get_absolute_file_path('5_20.sce')
2 filename=pathname+filesep()+ '5_20data.sci'
3 exec(filename)
4 V1=sqrt(2*Wt/(D*S*Clm)); disp(V1, "V1=", "V1=sqrt(2*Wt
  /(D*S*Clm))", "stalling speed for full fuel tank
  V1:")
5 V2=sqrt(2*Wf/(D*S*Clm)); disp(V2, "V2=", "V2=sqrt(2*Wf
  /(D*S*Clm))", "stalling speed for empty fuel tank
  V1:")

```

```

6 printf("\Answer:\n")
7 printf("\n\stalling speed for full fuel tank : %f m/
  s\n\n",V1)
8 printf("\n\stalling speed for empty fuel tank : %f m
  /s\n\n",V2)

```

check Appendix [AP 43](#) for dependency:

5_21data.sci

Scilab code Exa 5.21 Example 21

```

1 pathname=get_absolute_file_path('5_21.sce')
2 filename=pathname+filesep()+ '5_21data.sci'
3 exec(filename)
4 V=sqrt(2*Wt/(D*S*Clm)); disp(V,"V=", "V=sqrt(2*Wt/(D*S
  *Clm))", "stalling speed for Boeing 727 V:")
5 printf("\Answer:\n")
6 printf("\n\stalling speed for full fuel tank : %f m/
  s\n\n",V)
7 disp("stalling speed for lockhead F-104 is a much
  higher value than the Boeing 727.", "comparison
  with stalling speed for full fuel tank of example
  5.20:")

```

Chapter 6

Elements Of Airplane Performance

Scilab code Exa 6.1.a Example 1 a

```
1 pathname=get_absolute_file_path('6_1a.sce')
2 filename=pathname+filesep()+ '6_1a_data.sci'
3 exec(filename)
4 clf();
5 i = 1;
6 Cl = 0;Cd = 0;Cl_Cd =0;Thrust = 0;
7 while(i<=length(V))
8     Cl(i) = 2*W/(D*S*V(i)^2);
9     Cd(i) = Cdo + Cl(i)^2/(%pi*e*AR);
10    Cl_Cd(i) = Cl(i)/Cd(i);
11    Thrust(i) = W/Cl_Cd(i)/1000;
12    i = i+1;
13 end
14 xlabel(" Velocity (m/s)");
15 ylabel(" Thrust (kN)");
16 plot2d(V,Thrust,3);
```

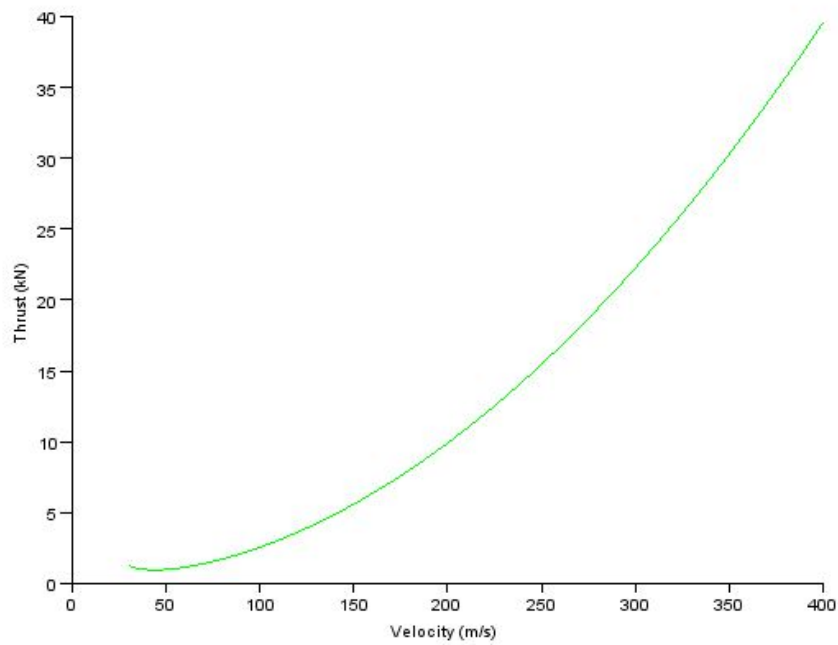


Figure 6.1: Example 1 a

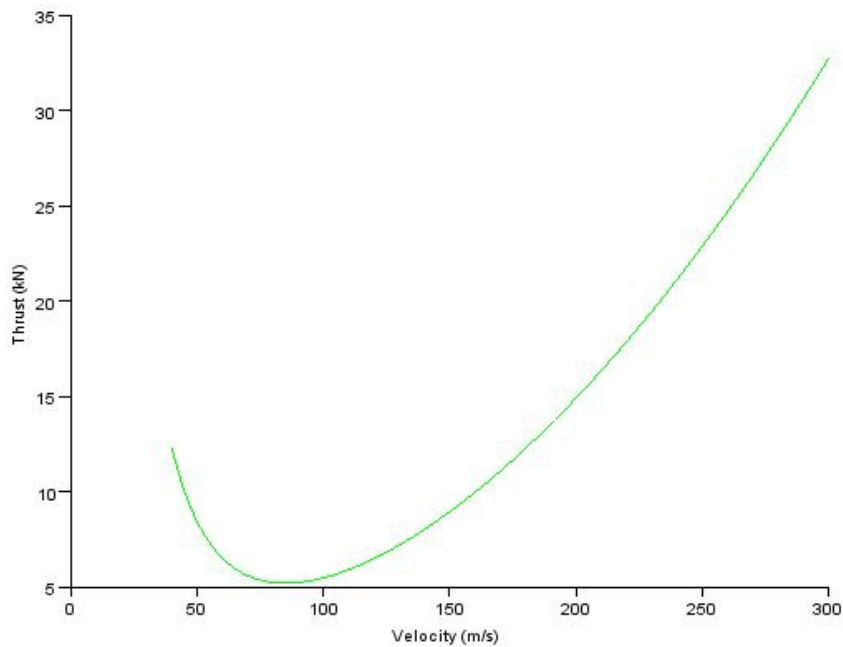


Figure 6.2: Example 1 b

check Appendix [AP 42](#) for dependency:

6_1a_data.sci

Scilab code Exa 6.1.b Example 1 b

```

1 pathname=get_absolute_file_path('6_1b.sce')
2 filename=pathname+filesep()+ '6_1b_data.sci'
3 exec(filename)
4 clf();
5 i = 1;
6 Cl = 0;Cd = 0;Cl_Cd =0;Thrust = 0;

```



```

7 while(i<=length(V))
8     Cl(i) = 2*W/(D*S*V(i)^2);
9     Cd(i) = Cdo + Cl(i)^2/(%pi*e*AR);
10    Cl_Cd(i) = Cl(i)/Cd(i);
11    Thrust(i) = W/Cl_Cd(i)/1000;
12    i = i+1;
13 end
14 xlabel(" Velocity (m/s)");
15 ylabel(" Thrust (kN)");
16 plot2d(V,Thrust,3);

```

check Appendix [AP 41](#) for dependency:

6_1b_data.sci

check Appendix [AP 30](#) for dependency:

602data.sci

Scilab code Exa 6.2 Example 2

```

1 pathname=get_absolute_file_path('602.sce')
2 filename=pathname+filesep()+'602data.sci'
3 exec(filename)
4 clf();
5 i = 1;
6 Cl = 0;Cd = 0;Cl_Cd =0;Thrust = 0;
7 while(i<=length(V))
8     Cl(i) = 2*W/(D*S*V(i)^2);
9     Cd(i) = Cdo + Cl(i)^2/(%pi*e*AR);
10    Cl_Cd(i) = Cl(i)/Cd(i);
11    Thrust(i) = W/Cl_Cd(i)/1000;
12    Tf(i)=2*16245/1000;
13    i = i+1;
14 end

```

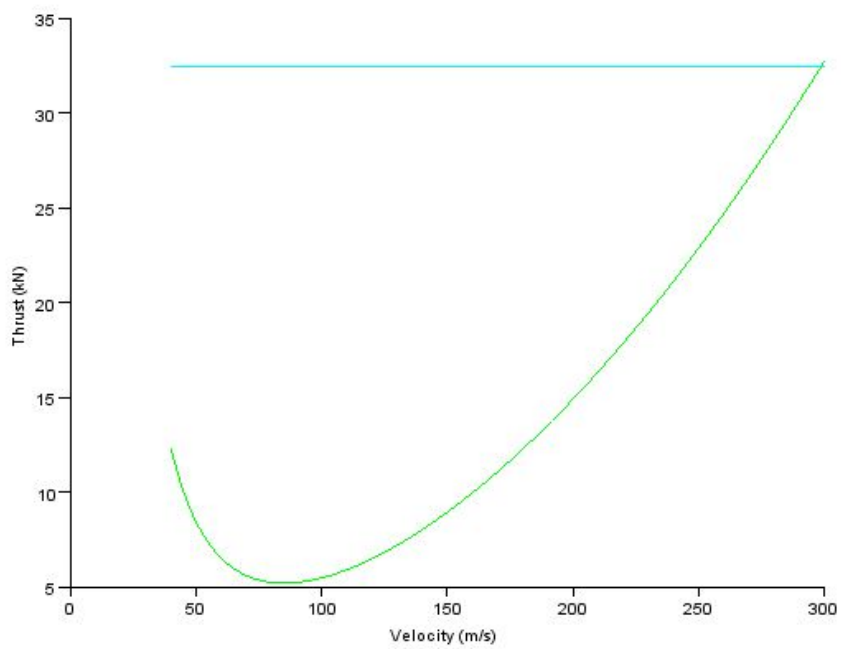


Figure 6.3: Example 2

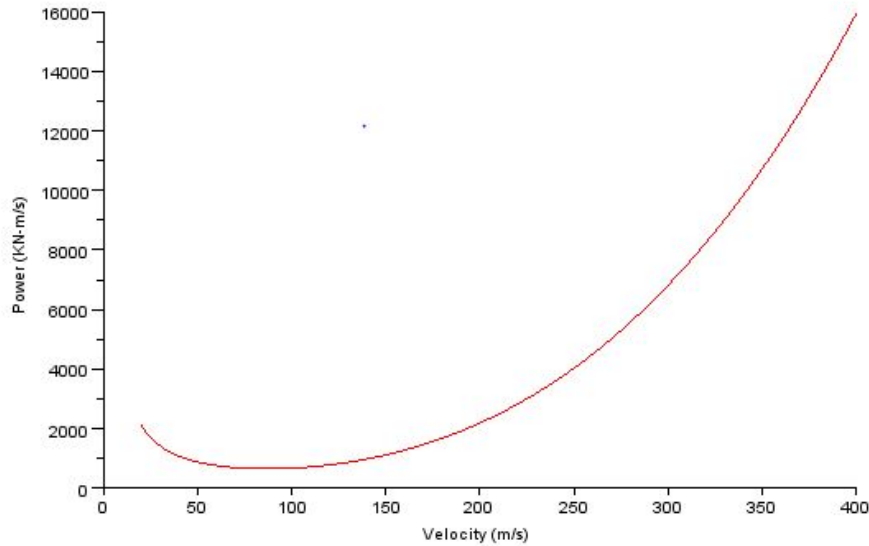


Figure 6.4: Example 3 a

```

15 xlabel(" Velocity (m/s)");
16 ylabel(" Thrust (kN)");
17 plot2d(V,Thrust,3);
18 plot2d(V,Tf,4);
19 disp("As Thrust required equals Thrust provided by
      two turbofan at Velocity 297 m/s approx(
      intersection point of both graphs.)so it will be
      Vmax")
20 Vmax=297;
21 printf("\Answer:\n")
22 printf("\n\maximum velocity: %f m/s\n\n",Vmax)

```

Scilab code Exa 6.3.a Example 3 a

```

1 pathname=get_absolute_file_path('6_3a.sce')
2 filename=pathname+filesep()+ '6_3a_data.sci'
3 exec(filename)
4 clf();
5 i = 1;
6 Cl = 0;Cd = 0;Cl_Cd =0;Thrust = 0;
7 while(i<=length(V))
8     Cl(i) = 2*W/(D*S*V(i)^2);
9     Cd(i) = Cdo + Cl(i)^2/(%pi*e*AR);
10    Cl_Cd(i) = Cl(i)/Cd(i);
11    Thrust(i) = W/Cl_Cd(i)/1000;
12    Power(i)=Thrust(i)*V(i);
13    i = i+1;
14 end
15 xlabel(" Velocity (m/s)");
16 ylabel(" Power (KN-m/s)");
17 plot2d(V,Power,5);

```

check Appendix [AP 28](#) for dependency:

6_3a_data.sci

Scilab code Exa 6.3.b Example 3 b

```

1 pathname=get_absolute_file_path('6_3b.sce')
2 filename=pathname+filesep()+ '6_3b_data.sci'
3 exec(filename)
4 clf();
5 i = 1;
6 Cl = 0;Cd = 0;Cl_Cd =0;Thrust = 0;
7 while(i<=length(V))
8     Cl(i) = 2*W/(D*S*V(i)^2);
9     Cd(i) = Cdo + Cl(i)^2/(%pi*e*AR);
10    Cl_Cd(i) = Cl(i)/Cd(i);

```

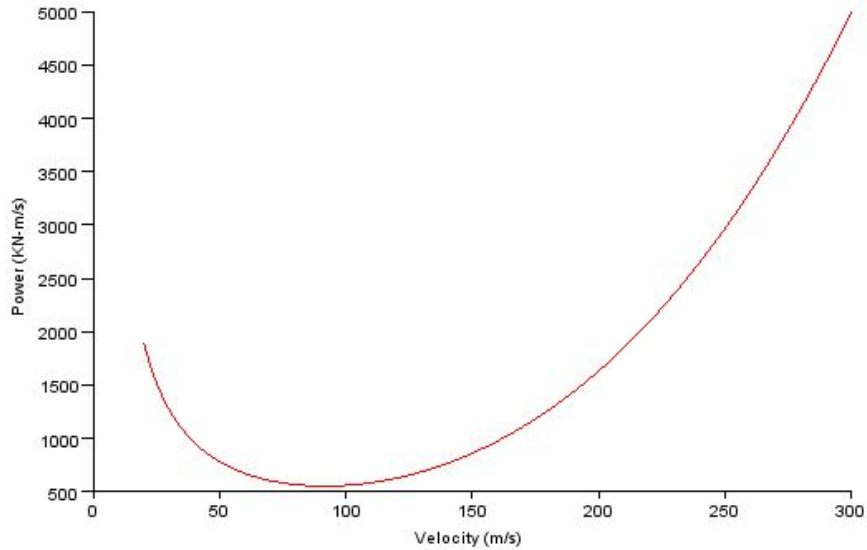


Figure 6.5: Example 3 b

```

11     Thrust(i) = W/C1_Cd(i)/1000;
12     Power(i)=Thrust(i)*V(i)
13     i = i+1;
14 end
15 xlabel(" Velocity (m/s)");
16 ylabel(" Power (KN-m/s)");
17 plot2d(V,Power,5);

```

check Appendix [AP 27](#) for dependency:

6_3b_data.sci

Scilab code Exa 6.4.a Example 4 a

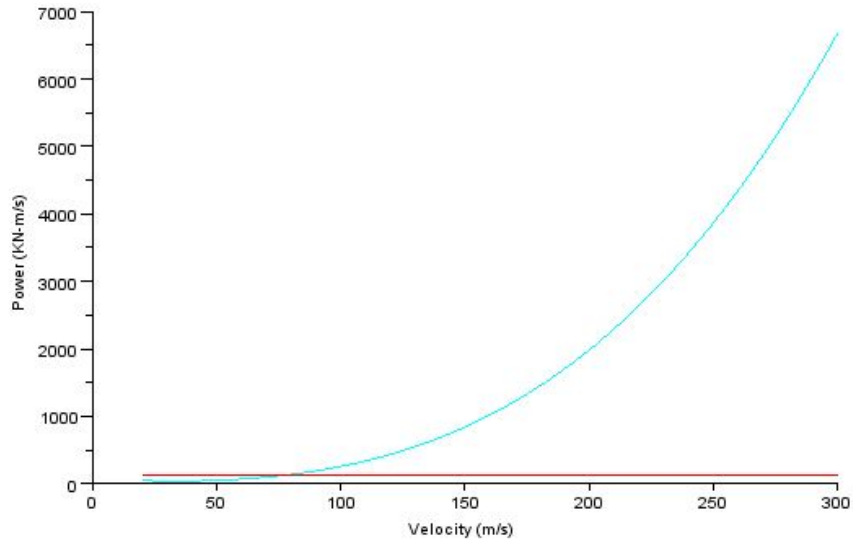


Figure 6.6: Example 4 a

```

1 pathname=get_absolute_file_path('6_4a.sce')
2 filename=pathname+filesep()+ '6_4a_data.sci'
3 exec(filename)
4 clf();
5 V=linspace(20,300,500);
6 i = 1;
7 Cl = 0;Cd = 0;Cl_Cd =0;Thrust = 0;
8 while(i<=length(V))
9     Cl(i) = 2*W/(D*S*V(i)^2);
10    Cd(i) = Cdo + Cl(i)^2/(%pi*e*AR);
11    Cl_Cd(i) = Cl(i)/Cd(i);
12    Thrust(i) = W/Cl_Cd(i)/1000;
13    Power(i)=Thrust(i)*V(i);
14    Pa(i)=P*Pf*746/1000;
15    i = i+1;
16 end
17 xlabel(" Velocity (m/s)");
18 ylabel(" Power (KN-m/s)");

```

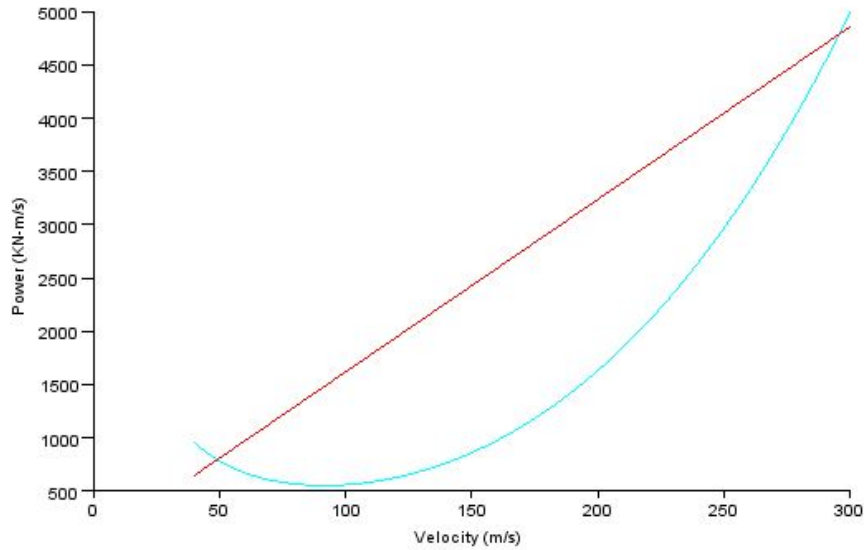


Figure 6.7: Example 4 b

```

19 plot2d(V,Power,4);
20 plot2d(V,Pa,5);
21 disp("the intersection of both graph shows maximum
    velocity of CP-1 at sea level which is arround 81
    m/s.")

```

check Appendix [AP 26](#) for dependency:

6_4a_data.sci

Scilab code Exa 6.4.b Example 4 b

```

1 pathname=get_absolute_file_path('6_4b.sce')
2 filename=pathname+filesep()+ '6_4b_data.sci'
3 exec(filename)

```

```

4 clf();
5 V=linspace(40,300,500);
6 i = 1;
7 Cl = 0;Cd = 0;Cl_Cd =0;Thrust = 0;
8 while(i<=length(V))
9     Cl(i) = 2*W/(D*S*V(i)^2);
10    Cd(i) = Cdo + Cl(i)^2/(%pi*e*AR);
11    Cl_Cd(i) = Cl(i)/Cd(i);
12    Thrust(i) = W/Cl_Cd(i)/1000;//unit KN
13    Power(i)=Thrust(i)*V(i)//unit KN-m/s
14    Pa(i)=D*Tf*V(i)/(Do*1000);//power(KN-m/s) at
        height 6706.5 m corresponding to velocity
15    i = i+1;
16 end
17 xlabel("Velocity (m/s)");
18 ylabel("Power (KN-m/s)");
19 plot2d(V,Power,4);
20 plot2d(V,Pa,5);
21 disp("As we can see the higher intersection point of
        both curve is arround 294m/s(approx),which is
        the maximum velocity for CJ-1 at 6705.6 meter.")

```

check Appendix [AP 25](#) for dependency:

6_4b_data.sci

check Appendix [AP 24](#) for dependency:

6_05data.sci

Scilab code Exa 6.5 Example 5

```

1 pathname=get_absolute_file_path('6_05.sce')
2 filename=pathname+filesep()+ '6_05data.sci'
3 exec(filename)

```

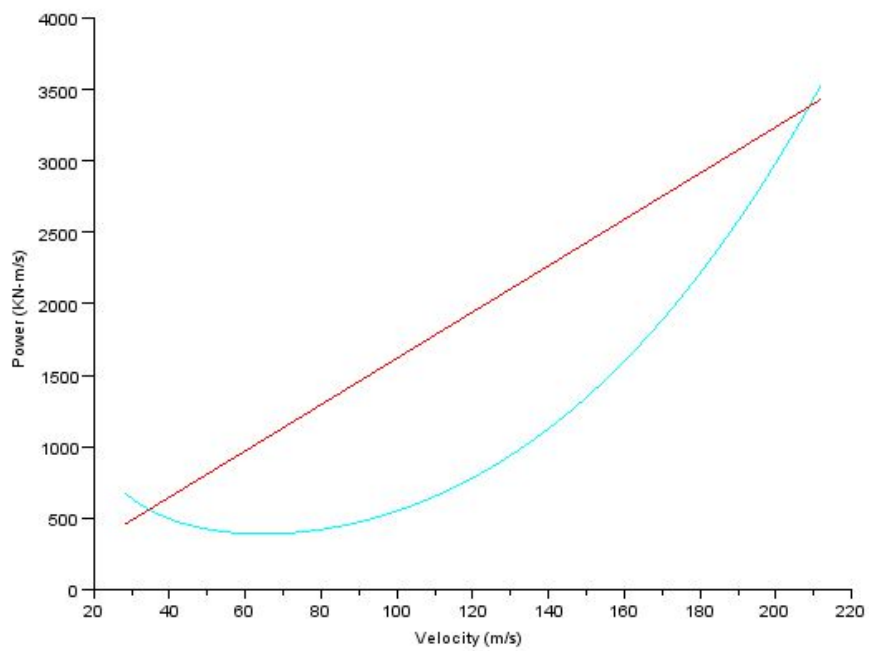



Figure 6.8: Example 5

```

4 clf();
5 V=linspace(40,300,500);
6 i = 1;
7 Cl = 0;Cd = 0;Cl_Cd =0;Thrust = 0;Vo=0;
8 while(i<=length(V))
9     Cl(i) = 2*W/(D*S*V(i)^2);
10    Cd(i) = Cdo + Cl(i)^2/(%pi*e*AR);
11    Cl_Cd(i) = Cl(i)/Cd(i);
12    Vo(i)=V(i)*(D/Do)^0.5; //corresponding velocity
    points at sea level
13    Thrust(i) = W/Cl_Cd(i)/1000; //unit KN
14    Power(i)=Thrust(i)*Vo(i) //unit KN-m/s
15    Pa(i)=D*Tf*Vo(i)/(Do*1000); //power(KN-m/s) at
    height 6706.5 m corresponding to velocity
16    i = i+1;
17 end
18 xlabel(" Velocity (m/s)");
19 ylabel(" Power (KN-m/s)");
20 plot2d(Vo,Power,4);
21 plot2d(Vo,Pa,5)
22 printf("\nmaximum velocity for CJ-1 approx 210m/s(as
    seen from graph)")

```

check Appendix [AP 23](#) for dependency:

6_06data.sci

Scilab code Exa 6.6 Example 6

```

1 pathname=get_absolute_file_path('6_06.sce')
2 filename=pathname+filesep()+ '6_06data.sci'
3 exec(filename)
4 clf();
5

```

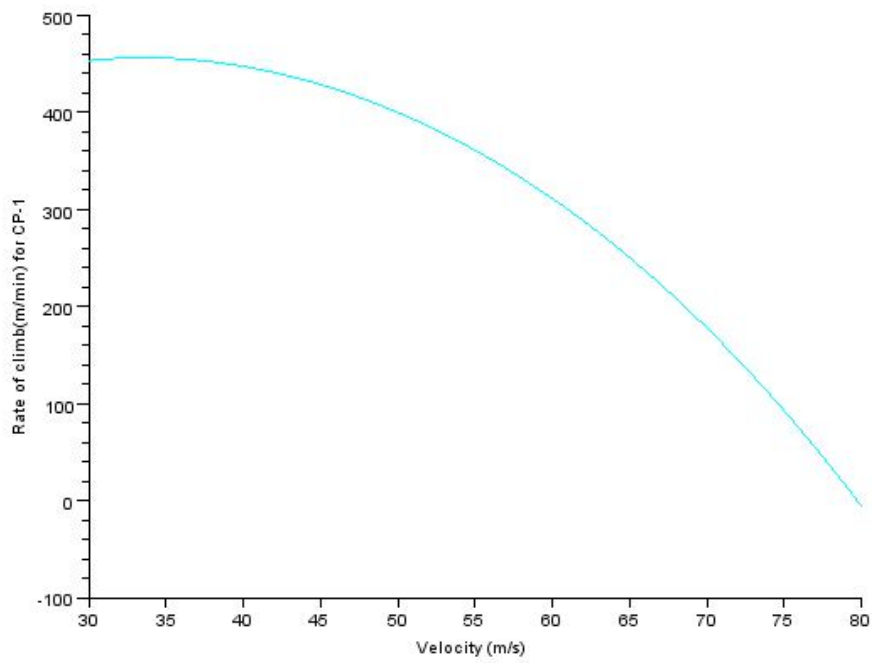


Figure 6.9: Example 6

```

6 i = 1;
7 Cl = 0;Cd = 0;Cl_Cd =0;Thrust = 0;
8 while(i<=length(V))
9     Cl(i) = 2*W/(D*S*V(i)^2);
10    Cd(i) = Cdo + Cl(i)^2/(%pi*e*AR);
11    Cl_Cd(i) = Cl(i)/Cd(i);
12    Thrust(i) = W/Cl_Cd(i)/1000;
13    Power(i)=Thrust(i)*V(i);
14    R_C(i)=(Pa-Power(i))*1000*60/W; //rate of climb(R
        /C in meter per minute)
15    i = i+1;
16 end
17 xlabel(" Velocity (m/s)");
18 ylabel(" Rate of climb(m/min) for CP-1");
19 plot2d(V,R_C,4);

```

check Appendix [AP 22](#) for dependency:

6_07data.sci

Scilab code Exa 6.7 Example 7

```

1 pathname=get_absolute_file_path('6_07.sce')
2 filename=pathname+filesep()+ '6_07data.sci'
3 exec(filename)
4 a=atand(1/L_D);disp(a," a=", " tan(a)=1/(L/D)", " minimum
        glide angle a:")
5 R=H*L_D;disp(R,"R=", "R=H*L/D", " maximum range along
        ground :")
6 printf("\Answer:\n")
7 printf("\minimum glide angle: %f \n",a)
8 printf("\n\nmaximum range covered along ground: %f m\n
        \n",R)

```

check Appendix [AP 21](#) for dependency:

6_08data.sci

Scilab code Exa 6.8 Example 8

```
1 pathname=get_absolute_file_path('6_08.sce')
2 filename=pathname+filesep()+ '6_08data.sci'
3 exec(filename)
4 a=atand(1/L_D); disp(a, "a=", "tan(a)=1/(L/D)", "minimum
    glide angle a:")
5 R=H*L_D; disp(R, "R=", "R=H*L/D", "maximum range along
    ground :")
6 printf("\Answer:\n")
7 printf("\minimum glide angle: %f degree\n",a)
8 printf("\n\maximum range covered along ground: %f m\
    n\n",R)
```

check Appendix [AP 20](#) for dependency:

6_09data.sci

Scilab code Exa 6.9 Example 9

```
1 pathname=get_absolute_file_path('6_09.sce')
2 filename=pathname+filesep()+ '6_09data.sci'
3 exec(filename)
4 V1=sqrt(2*Wl*cos(a)/(D1*C1)); disp(V1, "V1=", "V1=sqrt
    (2*Wl*cos(a)/(D1*C1))", "For altitude 3048 meter:"
    )
5 V2=sqrt(2*Wl*cos(a)/(D2*C1)); disp(V2, "V2=", "V2=sqrt
    (2*Wl*cos(a)/(D2*C1))", "For altitude 609.6 meter:
    ")
6 printf("\Answer:\n")
7 printf("\Velocity at equilibrium glide angle at 3048
    m: %f m/s\n",V1)
```

```
8 printf("\n\ Velocity at equilibrium glide angle at
    609.6 m: %f m/s\n\n",V2)
```

check Appendix [AP 40](#) for dependency:

6_12data.sci

Scilab code Exa 6.12 Example 12

```
1 pathname=get_absolute_file_path('6_12.sce')
2 filename=pathname+filesep()+ '6_12data.sci'
3 exec(filename)
4 clf();
5 V=linspace(20,120,500);
6 i = 1;
7 Cl = 0;Cd = 0;Cl_Cd =0;Thrust = 0;
8 while(i<=length(V))
9     Cl(i) = 2*Wo/(D*S*V(i)^2);
10    Cd(i) = Cdo + Cl(i)^2/(%pi*e*AR);
11    Cl_Cd(i) = Cl(i)/Cd(i);
12    Cl1_Cd(i)=Cl(i)^1.5/Cd(i)
13    i = i+1;
14 end
15 xlabel(" Velocity (m/s)");
16 plot2d(V,Cl_Cd,3);
17 plot2d(V,Cl1_Cd,4);
18 //from graph we can see:
19 Cl_Cdmax=13.62;//maximum Cl/Cd
20 Cl1_Cdmax=12.81;//maximum Cl^1.5/Cd
21 R=(n/c)*Cl_Cdmax*log(Wo/W1)
22 disp(R,"R="," Range R=(n/c)*(Cl/Cd)*log(Wo/W1)")
23 E=(n/c)*Cl1_Cdmax*sqrt(2*D*S)*[1/sqrt(W1)-1/sqrt(Wo)
    ]
24 disp(E,"E="," Endurance E=(n/c)*(Cl^1.5/Cd)*sqrt(2*D*
    S)*[1/sqrt(W1)-1/sqrt(Wo)]")
25 printf("\Answer:\n")
```

```

26 printf("\n\Maximum range of CP-1: %f m\n\n",R)
27 printf("\n\Maximum Endurance of CP-1: %f s\n\n",E)

```

check Appendix [AP 39](#) for dependency:

6_13data.sci

Scilab code Exa 6.13 Example 13

```

1 pathname=get_absolute_file_path('6_13.sce')
2 filename=pathname+filesep()+ '6_13data.sci'
3 exec(filename)
4 clf();
5 V=linspace(20,400,500);
6 i = 1;
7 Cl = 0;Cd = 0;Cl_Cd =0;Thrust = 0;
8 while(i<=length(V))
9     Cl(i) = 2*Wo/(D*S*V(i)^2);
10    Cd(i) = Cdo + Cl(i)^2/(%pi*e*AR);
11    Cl_Cd(i) = Cl(i)/Cd(i);
12    Cl1_Cd(i)=Cl(i)^0.5/Cd(i)
13    i = i+1;
14 end
15 xlabel(" Velocity (m/s)");
16 plot2d(V,Cl_Cd,3);
17 plot2d(V,Cl1_Cd,4);
18 //from graph we can see:
19 Cl_Cdmax=16.9;//maximum Cl/Cd
20 Cl1_Cdmax=23.4;//maximum Cl^0.5/Cd
21 R=[sqrt(Wo)-sqrt(W1)]*Cl1_Cdmax*2*(sqrt(2/(D*S)))/c);
22 disp(R,"R="," Range R=[sqrt(Wo)-sqrt(W1)]*Cl^0.5/Cd
    *2*(sqrt(2/(D*S)))/c)")
23 E=(Cl_Cdmax*log(Wo/W1))/c;
24 disp(E,"E="," Endurance E=(Cl_Cdmax*log(Wo/W1))/c")
25 printf("\Answer:\n")
26 printf("\n\Maximum range of CJ-1: %f m\n\n",R)

```

27 `printf("\n\Maximum Endurance of CJ-1: %f s\n\n",E)`

check Appendix [AP 38](#) for dependency:

6_14data.sci

Scilab code Exa 6.14 Example 14

```
1 pathname=get_absolute_file_path('6_14.sce')
2 filename=pathname+filesep()+ '6_14data.sci'
3 exec(filename)
4 Cl_Cdmax=sqrt(Cdo*%pi*e*AR)/(2*Cdo);
5 disp(Cl_Cdmax,"(Cl/Cd)max=", "(Cl/Cd)max=sqrt(Cdo*%pi
    *e*AR)/(2*Cdo)")
6 Cl_Cd1max=(3*Cdo*%pi*e*AR)^(3/4)/(4*Cdo);
7 disp(Cl_Cd1max,"((Cl/Cd)^1.5)max=", "((Cl/Cd)^1.5)max
    =(3*Cdo*%pi*e*AR)^(3/4)/(4*Cdo)")
```

check Appendix [AP 37](#) for dependency:

6_15data.sci

Scilab code Exa 6.15 Example 15

```
1 pathname=get_absolute_file_path('6_15.sce')
2 filename=pathname+filesep()+ '6_15data.sci'
3 exec(filename)
4 Cl_Cdmax=sqrt(Cdo*%pi*e*AR)/(2*Cdo);
5 disp(Cl_Cdmax,"(Cl/Cd)max=", "(Cl/Cd)max=sqrt(Cdo*%pi
    *e*AR)/(2*Cdo)")
6 Cl_Cd1max=((1/3)*Cdo*%pi*e*AR)^(1/4)/(4*Cdo/3);
7 disp(Cl_Cd1max,"(Cl^0.5/Cd)max=", "(Cl^0.5/Cd)max
    =((1/3)*Cdo*%pi*e*AR)^(1/4)/(4*Cdo/3)")
```

Scilab code Exa 6.16.b Example 16 b

```
1 pathname=get_absolute_file_path('6_16b.sce')
2 filename=pathname+filesep()+ '6_16b_data.sci'
3 exec(filename)
4 R_Cmax=(Pf*P*746/W) -0.8776*sqrt(W/(D*S*Cdo))*(1/(
    L_Dmax)^1.5) // (R/C)max
5 printf("\Answer:\n")
6 printf("\n\Maximum Rate of climb for CP-1: %f m/s\n\
    n",R_Cmax)
```

check Appendix [AP 36](#) for dependency:

6_16b_data.sci

Scilab code Exa 6.16.c Example 16 c

```
1 pathname=get_absolute_file_path('6_16c.sce')
2 filename=pathname+filesep()+ '6_16c_data.sci'
3 exec(filename)
4 A=2*Tf/W;B=W/S;C=1/L_Dmax^2;E=sqrt(A^2-C)
5 Vmax=sqrt((A*B+B*E)/(D*Cdo))
6 printf("\Answer:\n")
7 printf("\n\Maximum Velocity for CJ-1: %f m/s\n\n",
    Vmax)
```

check Appendix [AP 35](#) for dependency:

6_16c_data.sci

Scilab code Exa 6.16.d Example 16 d

```

1 pathname=get_absolute_file_path('6_16d.sce')
2 filename=pathname+filesep()+ '6_16d_data.sci'
3 exec(filename)
4 Z=1+sqrt(1+(3/((L_Dmax)^2*(2*Tf/W)^2)))
5 R_Cmax=sqrt(W*Z/(3*D*Cdo*S))*(2*Tf/W)^1.5*[1-(Z/6)
    -(1.5/(Z*(2*Tf/W)^2*(L_Dmax)^2))]
6 printf("\Answer:\n")
7 printf("\n\Maximum Rate of Climb for CJ-1: %f m/s\n\
n",R_Cmax)

```

check Appendix [AP 34](#) for dependency:

6_16d_data.sci

check Appendix [AP 33](#) for dependency:

6_17data.sci

Scilab code Exa 6.17 Example 17

```

1 pathname=get_absolute_file_path('6_17.sce')
2 filename=pathname+filesep()+ '6_17data.sci'
3 exec(filename)
4 S1=1.44*W^2/(g*D*S*Cl*[T-(Dr+Ur*(W-L))]);;disp(S1,"
    S1=", "S1=1.44*W^2/(g*D*S*Cl*[T-(Dr+Ur*(W-L))])", "
    Liftoff distance S1:")
5 printf("\Answer:\n")
6 printf("\n\Liftoff distance for the CJ-1 at se level
    : %f m\n\n",S1)

```

check Appendix [AP 32](#) for dependency:

6_18data.sci

Scilab code Exa 6.18 Example 18

```

1 pathname=get_absolute_file_path('6_18.sce')
2 filename=pathname+filesep()+ '6_18data.sci'
3 exec(filename)
4 S1=(Vt^2*W)/(2*g*(Dr+Ur*W)); disp(S1," S1=", " S1=(Vt^2*
    W)/(2*g*(Dr+Ur*W))", "landing ground roll distance
    S1:")
5 printf("\Answer:\n")
6 printf("\n\Landing ground roll distance at sea level
    : %f m\n\n",S1)

```

Scilab code Exa 6.19.a Example 19 a

```

1 pathname=get_absolute_file_path('6_19a.sce')
2 filename=pathname+filesep()+ '6_19data.sci'
3 exec(filename)
4 A=D*S*Cdo/2;
5 B=2*Wo^2/(D*S*pi*e*AR);
6 V=poly(0,'V');
7 p=Pa*V-A*V^4-B
8 disp(roots(p)," Roots of Polynomial p:",p,"p=", "
    Polynomial p:")
9 disp("As we can see the maximum positive root is
    81.01 (approx), which is the maximum velocity at
    sea level of the UAV.")

```

check Appendix [AP 31](#) for dependency:

6_19data.sci

Scilab code Exa 6.19.b Example 19 b

```

1 pathname=get_absolute_file_path('6_19b.sce')
2 filename=pathname+filesep()+ '6_19data.sci'

```

```

3  exec(filename)
4  disp("(R/C)max=(P/W)max-0.8776*sqrt(W/(S*D*Cdo))*(Cd
      /Cl)^1.5")
5  A=Pa/Wo;
6  Cd_Cl=2*Cdo/sqrt(Cdo*%pi*e*AR); //ratio , Cd/Cl
7  B=0.8776*sqrt(Wo/(S*D*Cdo))*(Cd_Cl)^1.5;
8  R_Cmax=A-B; //maximum rate of climb
9  printf("\Answer:\n")
10 printf("\n\nmaximum rate of climb at sea level: %f m/
      s\n\n",R_Cmax)

```

check Appendix [AP 31](#) for dependency:

6_19data.sci

Scilab code Exa 6.19.c Example 19 c

```

1  pathname=get_absolute_file_path('6_19c.sce')
2  filename=pathname+filesep()+ '6_19data.sci'
3  exec(filename)
4  Cl_Cd=sqrt(Cdo*%pi*e*AR)/(2*Cdo); //ratio (Cl/Cd)
5  disp(Cl_Cd)
6  R=(n/c)*Cl_Cd*log(Wo/(W-W1))*0.62137*10^-3 ; //range
      in miles
7  printf("\Answer:\n")
8  printf("\n\nmaximum range: %f miles\n\n",R)

```

check Appendix [AP 31](#) for dependency:

6_19data.sci

Scilab code Exa 6.19.d Example 19 d

```

1 pathname=get_absolute_file_path('6_19d.sce')
2 filename=pathname+filesep()+ '6_19data.sci'
3 exec(filename)
4 E=(n/(4*c*Cdo))*(3*Cdo*%pi*e*AR)^(3/4)*sqrt(2*D*S)
    *[1/sqrt(W-W1)-1/sqrt(Wo)]
5 printf("\Answer:\n")
6 printf("\n\Maximum Endurance at sea level: %f s\n\n"
    ,E)

```

check Appendix [AP 31](#) for dependency:

6_19data.sci

check Appendix [AP 29](#) for dependency:

6_20data.sci

Scilab code Exa 6.20 Example 20

```

1 pathname=get_absolute_file_path('6.20.sce')
2 filename=pathname+filesep()+ '6.20data.sci'
3 exec(filename)
4 R1_R2=sqrt((n2^2-1)/(n1^2-1)); //ratio(R1/R2)
5 disp(R1_R2,"ratio of turn radius :R1/R2=sqrt((n2
    ^2-1)/(n1^2-1))")
6 w1_w2=sqrt((n1^2-1)/(n2^2-1)); //ratio(w1/w2)
7 disp(w1_w2,"ratio of turn rate :w1/w2=sqrt((n1^2-1)
    /(n2^2-1))")
8 printf("\Answer:\n")
9 printf("\n\Ratio of turn radius: %f \n\n",R1_R2)
10 printf("\n\Ratio of turn rate: %f m/s\n\n",w1_w2)

```

Chapter 7

Principles of Stability and Control

Scilab code Exa 7.1 Example 1

```
1 funcprot(0);
2 function [y] = f(x,y)
3     z = poly(0, 'z');
4     y = x^2+y^2+ z^2;
5 endfunction
6 ans= derivat(f(1,1)); // finding derivative with
    respect to z at some point x,y;
7 disp(ans," derivative of x^2+y^2+ z^2 with respect to
    z:");
```

check Appendix [AP 19](#) for dependency:

7_02data.sci

Scilab code Exa 7.2 Example 2

```
1 pathname=get_absolute_file_path('7_02.sce')
```

```

2 filename=pathname+filesep()+ '7_02data.sci '
3 exec(filename)
4 Cmcg=Cmac+Clwb*(dh); disp(Cmcg, "Cmcg", "Cmcg=Cmac+Clwb
    (dh)", "moment coefficient about center of gravity
    Cmcg")
5 printf("\Answer:\n")
6 printf("\n\moment coefficient about center of
    gravity : %f \n\n", Cmcg)

```

check Appendix [AP 18](#) for dependency:

7_03data.sci

Scilab code Exa 7.3 Example 3

```

1 pathname=get_absolute_file_path('7_03.sce')
2 filename=pathname+filesep()+ '7_03data.sci '
3 exec(filename)
4 A=[1, Awb*ab2; 1, Awb*ab3];
5 B=[1, 1]; //coefficient of moment coefficient about
    aerodynamic center
6 C=[Awb*ab2, Awb*ab3]; //coefficient of h-hac
7 D=[-0.01, 0.05];
8 dh=det([B; D])/det(A); //difference between location
    of aerodynamic center and center of gravity
9 hac=h-dh;
10 Cmac=det([D; C])/det(A) //moment coefficient about
    aerodynamic center
11 printf("\Answer:\n")
12 printf("\n\Location of aerodynamic center: %f\n\n",
    hac)
13 printf("\n\moment coefficient about aerodynamic
    center of wing-body : %f\n\n", Cmac)

```

check Appendix [AP 17](#) for dependency:

7_04data.sci

Scilab code Exa 7.4 Example 4

```
1 pathname=get_absolute_file_path('7_04.sce')
2 filename=pathname+filesep()+ '7_04data.sci'
3 exec(filename)
4 Cmcg=Cmac+a*a1*(dh-Vh*at*(1-de)/a)+Vh*at*(It+eo)
5 disp(Cmcg, "Cmcg=", "Cmcg=Cmac+a*a1*(dh-Vh*at(1-de)/a)
    +Vh*at*(It+eo)", "moment coefficient about COG
    Cmcg:")
6 printf("\Answer:\n")
7 printf("\n\nmoment coefficient about center of
    gravity : %f \n\n", Cmcg)
```

check Appendix [AP 16](#) for dependency:

7_05data.sci

Scilab code Exa 7.5 Example 5

```
1 pathname=get_absolute_file_path('7_05.sce')
2 filename=pathname+filesep()+ '7_05data.sci'
3 exec(filename)
4 disp("->as slope (DCmg) of moment coefficient curve
    is negative the airplane model is statically
    stable.")
5 disp("->as equilibrium angle of attack (Ae) falls in
    a reasonable range, the plane is longitudinally
    stable.")
```

check Appendix [AP 15](#) for dependency:

7_06data.sci

Scilab code Exa 7.6 Example 6

```
1 pathname=get_absolute_file_path('7_06.sce')
2 filename=pathname+filesep()+'7_06data.sci'
3 exec(filename)
4 Hn=Hac+Vh*at*(1-de)/a;
5 disp(Hn,"Hn=", "Hn=Hac+Vh*at*(1-de)/a", "neutral point
   location Hn:")
6 printf("\Answer:\n")
7 printf("\n\nNeutral point location : %f \n\n",Hn)
```

check Appendix [AP 14](#) for dependency:

7_07data.sci

Scilab code Exa 7.7 Example 7

```
1 pathname=get_absolute_file_path('7_07.sce')
2 filename=pathname+filesep()+'7_07data.sci'
3 exec(filename)
4 Sm=Hn-h; disp(Sm,"Sm=", "Sm=Hn-h", "static margin Sm:")
5 printf("\Answer:\n")
6 printf("\n\nStatic Margin : %f \n\n",Sm)
```

check Appendix [AP 13](#) for dependency:

7_08data.sci

Scilab code Exa 7.8 Example 8

```

1 pathname=get_absolute_file_path('7_08.sce')
2 filename=pathname+filesep()+ '7_08data.sci'
3 exec(filename)
4 Dtrm=(Cmo+DCmg*a1)/(Vh*DClt);
5 disp(Dtrm,"Dtrm=", "Dtrm=(Cmo+DCmg*a1)/(Vh*DClt)", "
    elevator deflection angle Dtrm::")
6 printf("\Answer:\n")
7 printf("\n\To trim the airplane at an angle of
    attack of 6.5 degree the elevator must be
    deflected upward(negative) by : %f degree\n\n",
    Dtrm)

```

check Appendix [AP 12](#) for dependency:

7_09data.sci

Scilab code Exa 7.9 Example 9

```

1 pathname=get_absolute_file_path('7_09.sce')
2 filename=pathname+filesep()+ '7_09data.sci'
3 exec(filename)
4 disp("for stick fixed condition neutral point is at
    0.516(from example 7.6) but for stick free
    condition it is approx 0.448,hence moving forward
    and decreasing the stability")

```

Chapter 8

Space Flight

check Appendix [AP 11](#) for dependency:

8_01data.sci

Scilab code Exa 8.1 Example 1

```
1 pathname=get_absolute_file_path('8_01.sce')
2 filename=pathname+filesep()+ '8_01data.sci'
3 exec(filename)
4 h=Rb*V*cos(alpha); disp(h,"h=", "h=Rb*V*cos(alpha)")
5 P=h^2/K; disp(P,"P=")
6 e=sqrt(1+2*(h^2/K^2)*((V^2/2)-(K/Rb))); disp(e,"e=", "
    e=sqrt(1+2*(h^2/K^2)*((V^2/2)-(K/Rb)))")
7 C=-acosd((P/Rb-1)/e);
8 disp(C,"C=", "C=-acosd((P/Rb-1)/e)");
9 disp("equals approx 1.056*10^7/(1+0.4654*cos(theta
    +9.46))", "P/(1+e*cos(theta-C))", "From the above
    values we can see equation of trajectory :")
```

check Appendix [AP 10](#) for dependency:

8_02data.sci

Scilab code Exa 8.2 Example 2

```
1 pathname=get_absolute_file_path('8_02.sce')
2 filename=pathname+filesep()+ '8_02data.sci'
3 exec(filename)
4 T2=T1*(a2/a1)^1.5;
5 disp(T2,"T2=", "T2=T1*(a2/a1)^1.5", "period of mars T2
    from keplers third law:")
6 printf("\Answer:\n")
7 printf("\n\Period of mars: %f days\n\n",T2)
```

check Appendix [AP 9](#) for dependency:

8_03data.sci

Scilab code Exa 8.3 Example 3

```
1 pathname=get_absolute_file_path('8_03.sce')
2 filename=pathname+filesep()+ '8_03data.sci'
3 exec(filename)
4 h=-log(D/Do)/Z; disp(h,"h=", "h=-ln(D/Do)/Z", "altitude
    of maximum decelation h:")
5 Amax=Ve^2*Z*sin(theta)/(2*%e); disp(Amax,"Amax=", "
    Amax=V^2*Z*sin(theta)/(2*%e)", "value of maximum
    deceleration Amax")
6 V=Ve*%e^(-Do/(2*B*Z*sin(theta))); disp(V,"V=", "V=Ve*
    %e^(-Do/(2*B*Z*sin(theta)))", "velocity at impact
    on earth surface")
7 printf("\Answer:\n")
8 printf("\n\altitude at which maximum deceleration
    occur: %f m\n\n",h)
9 printf("\n\value of maximum deceleration: %f m/s^2\n
    \n",Amax)
10 printf("\n\velocity at impact on earth surface: %f m
    /s\n\n",V)
```

Chapter 9

Propulsion

check Appendix [AP 8](#) for dependency:

9_01data.sci

Scilab code Exa 9.1 Example 1

```
1 pathname=get_absolute_file_path('9_01.sce')
2 filename=pathname+filesep()+ '9_01data.sci'
3 exec(filename)
4 x=poly(0, 'x');
5 P=x-10*x+9.5;
6 t=roots(P);
7 V2=%pi*b^2*(Stroke+t)*(10^-6)/4; disp(V2, "V2=%pi*b
   ^2*(Stroke+t)/4");
8 V3=V2/r; disp(V3, "V3=V2/r");
9 V5=V2; V4=V3;
10 Wcomp=(P2*V2-P3*V3)/(1-y);
11 disp(Wcomp, "Wcomp=", "Wcomp=P2*V2-P3*V3/(1-y);", " work
   done in compression cycle Wcomp:")
12 Wpower=(P5*V5-P4*V4)/(1-y);
13 disp(Wpower, "Wpower=", "Wpower=P5*V5-P4*V4/(1-y);", "
   work done in power stroke Wpower:")
14 Pa=6*n*nm*(rpm)*(Wpower-Wcomp)/120;
```

```

15 disp(Pa,"Pa=n*nm*(rpm)*(Wpower-Wcomp)/120", "power
    available Pa:")
16 printf("\Answer:\n")
17 printf("\n\Power available from the engine propeller
    combination: %f J/s \n\n",Pa)

```

check Appendix [AP 7](#) for dependency:

9_02data.sci

Scilab code Exa 9.2 Example 2

```

1 pathname=get_absolute_file_path('9_02.sce')
2 filename=pathname+filesep()+ '9_02data.sci'
3 exec(filename)
4 Pe=Pa*120/(n*Nmech*rpm*d);
5 disp(Pe,"Pe=", "Pe=Pa*120/(n*Nmech*rpm*d)", "mean
    effective pressure Pe:")
6 printf("\Answer:\n")
7 printf("\n\Mean effective pressure : %f N/m^2\n\n",
    Pe)

```

check Appendix [AP 6](#) for dependency:

9_03data.sci

Scilab code Exa 9.3 Example 3

```

1 pathname=get_absolute_file_path('9_03.sce')
2 filename=pathname+filesep()+ '9_03data.sci'
3 exec(filename)
4 T=Mdot*(Ve-V)+(Pe-P)*Ae;
5 disp(T,"T=", "T=Mdot*(Ve-V)+(Pe-P)*Ae", "Thrust of the
    turbojet T:")

```

```
6 printf("\Answer:\n")
7 printf("\n\Mean effective pressure : %f N\n\n",T)
```

check Appendix [AP 5](#) for dependency:

9_04data.sci

Scilab code Exa 9.4 Example 4

```
1 pathname=get_absolute_file_path('9_04.sce')
2 filename=pathname+filesep()+ '9_04data.sci'
3 exec(filename)
4 T=Mdot*Ve;disp(T,"T=", "T=Mdot*Ve", "As Pe equals
    ambient pressure at 30 Km Thrust T:")
5 Ae=Mdot/(De*Ve);disp(Ae,"Ae=", "Ae=Mdot/(De*Ve)", "
    exit area Ae:")
6 Me=Ve/sqrt(y*R*Te);disp(Me,"Me=", "Me=Ve/sqrt(y*R*T)"
    ," exit Mach No. Me:")
7 printf("\Answer:\n")
8 printf("\n\Specific impulse : %f s\n\n",Isp)
9 printf("\n\Thrust: %f N\n\n",T)
10 printf("\n\Area of the exit: %f m^2\n\n",Ae)
11 printf("\n\flow mach no at exit : %f \n\n",Me)
```

check Appendix [AP 4](#) for dependency:

9_05data.sci

Scilab code Exa 9.5 Example 5

```
1 pathname=get_absolute_file_path('9_05.sce')
2 filename=pathname+filesep()+ '9_05data.sci'
3 exec(filename)
```

```
4 printf("\n\burnout velocity of single stage rocket :
    %f m/s\n\n",Vb)
5 printf("\n\burnout velocity of double stage rocket
    after second stage: %f m/s\n\n",Vb2)
6 disp("As we can see from final burnout velocities
    that a double-stage rocket can give a greater
    launching velocity as compared to single stage
    rocket." )
```

Chapter 10

Flight Vehicle Structure and Material

check Appendix [AP 3](#) for dependency:

10_01data.sci

Scilab code Exa 10.1 Example 1

```
1 pathname=get_absolute_file_path('10_01.sce')
2 filename=pathname+filesep()+ '10_01data.sci'
3 exec(filename)
4 dl=strain*l; disp(dl," dl="," dl=strain*l"," elongation
   of the rod dl:")
5 printf("\Answer:\n")
6 printf("\n\elongation of the rod under this load: %f
   m\n\n",dl)
```

check Appendix [AP 2](#) for dependency:

10_02data.sci

Scilab code Exa 10.2 Example 2

```
1 pathname=get_absolute_file_path('10_02.sce')
2 filename=pathname+filesep()+ '10_02data.sci'
3 exec(filename)
4 disp("as the applied stress (approx 3513) bar is
      greater than yield stress but less than ultimate
      stress of the aluminium rod,it will experience
      permanent set but will not fracture" )
```

Chapter 11

Hypersonic Vehicles

check Appendix [AP 1](#) for dependency:

```
11_01data.sci
```

Scilab code Exa 11.1 Example 1

```
1 pathname=get_absolute_file_path('11_01.sce')
2 filename=pathname+filesep()+ '11_01data.sci'
3 exec(filename)
4 Cp=Cpmax*(sin(theta))^2;
5 disp(Cp,"Cp=", "Cp=Cpmax*(sin(theta))^2", " pressure
   coefficient at point 1 Cp:")
6 printf("\Answer:\n")
7 printf("\n\pressure coefficient at point 1 : %f \n\n
   ",Cp)
```

Appendix

Scilab code AP 1 Example 11.01data

```
1 //Refer to figure 11.1.
2 M=25; //mach no. of the flow
3 //let s denote distance along the sphere surface
  and R radius than say s/R=r
4 r=0.6; //location of point 1 from stagnation point
5 phi=57.3*r //location of point 1 in degrees
6 theta=(90-phi)*%pi/180 //angle(in radian) made by
  the line tangent to the body at point 1 w.r.t
  free stream
7 y=1.4; //specific heat ratio of air
8 //let pressure behind the normal shock wave is Po2
  and free stream pressure p. Then Po2/P=Rp:
9 Rp=[(y+1)^2*M^2/(4*y*M^2-2*(y-1))]^(y/(y-1))*[(1-y
  +2*y*M^2)/(y+1)]
10 Cpmax=2*(Rp-1)/(y*M^2) //maximum pressure
  coefficient
```

Scilab code AP 2 Example 10.02data

```
1 //consider an aluminium rod.
2 D=6.35*10^-3; //diameter(meter) of the rod
3 T=11125; //Applied load(N) on the rod
4 Sty=3103; //yield tensile stress(bar) of aluminium rod
5 Stu=4206; //ultimate tensile stress(bar) of aluminium
  rod
6 sigma=T/(%pi*D^2*10^5/4) //tensile stress(bar) on
```

the rod

Scilab code AP 3 Example 10.01data

```
1 //consider a rod of stainless steel.
2 D=0.01905; //diameter(meter) of the rod
3 l=2.54; //length(meter) of the rod
4 T=53378.66; //Applied load(N) on the rod
5 Y=0.2*10^7; //young's modulus of the rod
6 sigma=T/(%pi*D^2*10^5/4) //tensile stress(bar) on
   the rod
7 //as the value of tensile stress is less than
   tensile yield stress Hook's law can be applied, so
   :
8 strain=sigma/Y //strain on the rod
```

Scilab code AP 4 Example 9.05data

```
1 Mt=5000; //total mass(Kg) for both the rocket
2 Isp=350; //specific impulse (s)for both rocket
3 g=9.8;
4 //for the single stage rocket:
5 Ms=500; //structural mass(Kg)
6 Mp=4450; //propellent mass(Kg)
7 Ml=50; //payload mass(Kg)
8 Mi=Ms+Mp+Ml; //initial mas(Kg)
9 Mf=Ms+Ml; //final mass(Kg)
10 Vb=g*Isp*log(Mi/Mf) //burnout velocity(m/s)
11 //for the double-stage Rocket
12 Ms1=400; //structural mass (Kg)of first stage
13 Mp1=3450; //propellent mass(Kg)of first stage
14 Ms2=100; //structural mass (Kg)of second stage
15 Mp2=1000; //propellent mass(Kg)of second stage
16 Ml=50; //payload mass(Kg)
17 Mi2=Ms1+Mp1+Ms2+Mp2+Ml; //initial mas(Kg)
18 Mf2=Ms1+Ms2+Ml; //final mass(Kg)
19 //burnout velocity(m/s) of the first stage:
20 Vb1=g*Isp*log((Mp1+Ms1+Mp2+Ms2+Ml)/(Ms1+Mp2+Ms2+Ml))
```

```

21 //increase in velocity by second stage DVb:
22 DVb=g*Isp*log((Mp2+Ms2+M1)/(Ms2+M1))
23 //velocity at burnout of second stage
24 Vb2=Vb1+DVb

```

Scilab code AP 5 Example 9.04data

```

1 //consider a rocket engine burning hydrogen and
  oxygen.
2 Po=25*1.01*10^5;//pressure at combustion chamber(N/m
  ^2)
3 To=3517;//temperature of combustion chamber(K)
4 A=0.1;//area of rocket nozzle(m^2)
5 Pe=1.1855*10^3;//exit pressure(N/m^2) at standard
  altitude of 30 Km
6 y=1.22;//specific heat ratio of the gas mixture
7 g=9.8;
8 M=16;//Molecular weight of gas mixture
9 Ru=8314;//universal gas constant(J/Kg.K)
10 R=8314/16 //specific gas constant for this mixture
11 //specific impulse Isp:
12 Isp=sqrt(2*y*Ru*To*[1-(Pe/Po)^((y-1)/y)]/((y-1)*M))/
  g
13 //mass flow through engine(Kg/s):
14 Mdot=(Po*A/sqrt(To))*sqrt(y*(2/(y+1))^((y+1)/(y-1))
  /R)
15 Te=To*(Pe/Po)^((y-1)/y) //exit temperature in Kelvin
16 Cp=y*R/(y-1) //specific heat at constant pressure
  for the gas mixture
17 Ve=sqrt(2*Cp*(To-Te)) //velocity at exit of exhaust
  gas (m/s)
18 De=Pe/(R*Te) //exit density(Kg/m^3)

```

Scilab code AP 6 Example 9.03data

```

1 H=9144;//standard altitude at which airplane flying(
  meter)

```

```

2 P=0.3014*10^5; //pressure at standard altitude of
   9144 m(N/m^2)
3 D=0.459; //Density at standard altitude of 9144 m(Kg/
   m^3)
4 V=804.67*5/18 //free stream velocity(m/s)
5 Pe=0.3064*10^5; //pressure of exhaust gas at the exit
   (N/m^2)
6 Ve=487.68; //velocity of exhaust gas at exit(m/s)
7 Ai=0.65; //inlet area(m^2)
8 Ae=0.42; //exit area(m^2)
9 Mdot=D*V*Ai //mass flow through engine(Kg/s)

```

Scilab code AP 7 Example 9.02data

```

1 //consider the engine of example 9.1,datas are same
   as 9.1
2 Pa=1.034*10^4; //total power available(N/m^2)
3 n=0.83; //propeller efficiency
4 Nmech=0.75; //mechanical efficiency
5 rpm=3000; //for engine-propeller combination(
   revolution per minute)
6 b=9*10^-2; //bore(meter)
7 s=9.5*10^-2; //engine stroke
8 N=6; //number of cylinders
9 d=%pi*b^2*s*N/4 //displacement(meter)

```

Scilab code AP 8 Example 9.01data

```

1 //consider a six cylinder internal combustion engine
   .
2 y=1.4; //specific heat ratio for air
3 Stroke=9.5; //stroke (cm)of the internal combustion
   engine
4 b=9; //bore(cm)of the internal combustion engine
5 P2=0.8*1.01*10^5; //pressure (N/m^2) before
   compression stroke
6 T2=250; //temperature(k) before compression stroke

```

```

7 //V2 and V3 are volume before and after compression
  stroke respectively and V4 and V5 volume before
  and after power stroke respectively.
8 r=10; //compression ratio(V2/V3)
9 f=0.06; //fuel to air ratio by mass
10 P3=P2*r^y //pressure after compression stroke(
  isentropic condition)
11 T3=T2*r^(y-1) //temperature after compression stroke
12 //chemical energy released in 1 Kg gasoline is
  4.29*10^7 Joule so, heat released per Kg of fuel
  air mixture q equals:
13 q=4.29*10^7*0.06/1.06
14 Cv=720; //specific heat ratio(J/Kg-K) at constant
  volume for air
15 T4=q/Cv+T3 //temperature before power stroke
16 P4=P3*T4/T3 //pressure before power stroke
17 P5=P4*(1/r)^y //pressure after power stroke from
  isentropic relation
18 n=0.83; //propeller efficiency
19 nm=0.75; //mechanical efficiency
20 rpm=3000; //rotation per minute for the engine

```

Scilab code AP 9 Example 8.03data

```

1 Ve=13000; //velocity of solid iron sphere entering
  earth's atmosphere(m/s)
2 theta=15*%pi/180 //angle at which sphere is entering
3 r=0.5; //sphere radius(m)
4 Cd=1; //drag coefficient for a sphere at hypersonic
  speed
5 Ds=6963; //density of sphere(Kg/m^3)
6 g=9.8; //gravitational constant(m/s^2)
7 R=287; //gas constant for air(J/Kg.K)
8 Do=1.225; //density at sea level(Kg/m^3)
9 T=288; //assuming a constant temperature(k) for
  exponential universe
10 B=4*r*Ds/(3*Cd) //ballistic parameter(m/CD*S=4*r*Ds
  /(3*Cd))

```



```

11 Z=.000118
12 D=B*Z*sin(theta) //density at corresponding altitude
    of maximum deceleration

```

Scilab code AP 10 Example 8.02data

```

1 T1=365.256; //period of revolution of earth around
    sun(days)
2 a1=1.49527*10^11; //semimajor axis of earth's orbit(m
    )
3 a2=2.2783*10^11; //semimajor axis of Mars's orbit(m)

```

Scilab code AP 11 Example 8.01data

```

1 V=9000; //burnout velocity(m/s)
2 alpha=3*%pi/180; //direction of burnout velocity due
    north above local horizontal(degree)
3 H=.805*10^6; //altitude above sea level(meter)
4 beeta=27*%pi/180; //angle made by burnout point with
    equator
5 Re=6.4*10^6; //radius(m) of earth
6 Rb=7.2*10^6 //distance of burnout point from earth's
    center
7 K=3.986*10^14; //product of earth's mass and
    universal Gravitational constant.

```

Scilab code AP 12 Example 7.09data

```

1 //consider the airplane of example 7.8.its elevator
    hinge derivatives are:
2 DCh=-0.008; //derivative w.r.t absolute angle of
    attack of tail
3 DChE=-0.013; //derivative w.r.t elevator deflection
4 at=0.1; //tail lift slope per degree(from example
    7.4)
5 DClt=0.04; // elevator control efficiency (from
    example 7.8)

```

```

6 Hac=0.24; //location of aerodynamic center from
  leading edge(from example 7.3)
7 Vh=0.34; //tail volume ratio(from example 7.4)
8 de=0.35; //derivative of downwash angle w.r.t angle
  of attack(from example 7.4)
9 a=0.08; //lift slope(from example 7.4)
10 F=1-DClt*DCh/(at*DCh) //free elevator factor
11 Hn=Hac+F*Vh*at*(1-de)/a //neutral point

```

Scilab code AP 13 Example 7.08data

```

1 W=2.27*10^4; //weight of the airplane(N)
2 S=19; //wing area (m^2)
3 V=61; //velocity at sea level(m/s)
4 D=1.225; //density at sea level(Kg/m^3)
5 Cl=2*W/(D*S*V^2) //lift coefficient
6 a=0.08; //lift slope per degree (from example 7.3)
7 a1=C1/a //absolute angle of attack
8 DCmcg=-0.0133; //derivative of Cmcg w.r.t absolute
  angle of attack(from example 7.5)
9 Cmo=0.06; //value of moment coefficient at zero
  absolute angle of attack (from example 7.5)
10 Vh=0.34 //tail volume ratio(from example 7.4)
11 DClt=0.04; //elevator control efficiency

```

Scilab code AP 14 Example 7.07data

```

1 h=0.35; //location of center of gravity from leading
  edge
2 Hn=0.516; //Neutral point location

```

Scilab code AP 15 Example 7.06data

```

1 //consider wind tunnel model of example 7.3.datas
  are taken from example 7.3 and 7.4
2 Hac=0.24; //distance of aerodynamic center from
  leading edge

```

```

3 a=0.08; //lift slope
4 Vh=lt*St/(c*S) //tail volume ratio
5 at=0.1; //tail lift slope per degree
6 de=0.35; //derivative of downwash angle w.r.t angle
  of attack

```

Scilab code AP 16 Example 7.05data

```

1 //consider the wing-body-tail wind tunnel model of
  example 7.4.
2 a=0.08; //lift slope
3 S=0.1; //area of wing(m^2)
4 c=0.1; //chord of wing(m)
5 lt=0.17; //distance between airplane's center of
  gravity and aerodynamic center of tail
6 St=0.02; //tail area(m^2)
7 It=2.7; //tail settling area(degree)
8 at=0.1; //tail lift slope per degree
9 eo=0; //downwash angle at zero lift
10 de=0.35; //derivative of downwash angle w.r.t angle
  of attack
11 Vh=lt*St/(c*S) //tail volume ratio
12 Cmac=-0.032; //moment coefficient about the
  aerodynamic center
13 //derivative of Cmcg w.r.t absolute angle of attack:
14 DCmcg=a*(dh-Vh*at*(1-de)/a)
15 //value of moment coefficient at zero absolute angle
  of attack Cmo:
16 Cmo=Cmac+Vh*at*(It+eo)
17 //equilibrium angle of attack(from moment
  coefficient curve):
18 Ae=Cmo/0.0133

```

Scilab code AP 17 Example 7.04data

```

1 //consider the wing model of example 7.3:
2 S=0.1; //area of wing(m^2)
3 c=0.1; //chord of wing(m)

```

```

4 lt=0.17; //distance between airplane 'scenter of
    gravity and aerodynamic center of tail
5 St=0.02; //tail area(m^2)
6 It=2.7; //tail settling area(degree)
7 at=0.1; //tail lift slope per degree
8 eo=0; //downwash angle at zero lift
9 de=0.35; //derivative of downwash angle w.r.t angle
    of attack
10 Vh=lt*St/(c*S) //tail volume ratio
11 //following datas are from example 7.3
12 Cmac=-0.032; //moment coefficient about the
    aerodynamic center
13 a=0.08; //lift slope
14 a1=7.88+1.5; //absolute angle of attack(degree)
15 dh=0.11; //distance between aerodynamic center and
    center of gravity

```

Scilab code AP 18 Example 7.03data

```

1 h=0.35; //location of center of gravity from leading
    edge
2 ao=-1.5; //geometric angle of attack for which lift
    is zero
3 a1=5; //angle of attack in degree
4 Cl1=0.52; //lift coefficient at 5 degree angle of
    attack
5 Awb=(.52-0)/(5-(-1.5)) //lift slope per degree
6 a2=1; //geometric angle of attack in degree
7 ab2=a2+1.5 //absolute angle of attack at 1 degree
8 Cmcg=-0.01; //moment coefficient about center of
    gravity at 1 degree angle of attack
9 a3=7.88; //geometric angle of attack in degree
10 ab3=a3+1.5; //absolute angle of attack at 7.88 degree
11 Cmcg2=0.05; //moment coefficient about center of
    gravity at 7.88 degree angle of attack
12 //we have two equation in the form of Cmcg=Cmac+Clwb
    *(dh) and two unknown variables Cmac(moment
    coefficient about aerodynamic center )and dh(

```

distance between aerodynamic center and center of gravity),so we use matrix method to solve them:

Scilab code AP 19 Example 7.02data

```
1 Clwb=0.45; //lift coefficient for wing body
2 Cmac=-0.016; //moment coefficient about the
   aerodynamic center
3 dh=0.05; //distance between aerodynamic center and
   center of gravity
```

Scilab code AP 20 Example 6.09data

```
1 //for the CP-1:
2 W=13127.5; //normal gross weight (N)
3 S=16.165; //wingarea(m^2)
4 a=4.2*%pi/180; //approx minimum glide angle(radian).
   from example 6.7
5 D1=0.905; //density at 3048 m(Kg/m^3)
6 D2=1.155; //density at 609.6 m(Kg/m^3)
7 Cl=0.634; //lift coefficient corresponding to minimum
   glide angle i.e maximum L/D(from example 6.1)
8 Wl=W/S //wing loading (W/S in N/m^2)
```

Scilab code AP 21 Example 6.08data

```
1 //for the CJ-1:
2 L_D=16.9; //maximum lift to drag ratio (L/D)
3 H=3048; //altitude (m) at which gliding starts.
```

Scilab code AP 22 Example 6.07data

```
1 //for the Cp-1:
2 L_D=13.6; //maximum lift to drag ratio (L/D)
3 H=3048; //altitude (m) at which gliding starts.
```

Scilab code AP 23 Example 6.06data

```

1 //for the CP-1(datas from example 6.1a):
2 b=10.912; //wingspan(meter)
3 S=16.165; //wingarea(m^2)
4 AR=b^2/S; //aspect ratio
5 D=1.225; //density at sea level(Kg/m^3)
6 W=13127.5; //normal gross weight(N)
7 f=65; //fuel capacity
8 P=230; //power provided by piston engine (unit-
    horsepower (hp))
9 Sf=2.0025; //specific fuel consumption(N/(hp.h))
10 Cdo=0.025; //parasite drag coefficient
11 e=0.8; //oswald efficiency factor
12 Pf=0.8; //propeller efficiency
13 V = linspace(30,80,500); //velocity over which we
    have to find thrust(30 to 400 m/s and over 500
    points)
14 Pa=P*Pf*746/1000 //power available (KN-m/s)

```

Scilab code AP 24 Example 6.05data

```

1 //for the jet power executive aircraft(CJ-1):
2 Tf=2*16245; //thrust (N) provided by both turbofan
    engine
3 Do=1.225; //density(Kg/m^3) at sea level
4 D=0.6107; //density(Kg/m^3) at height 6705.6 m
5 b=16.25; //wingspan(meter)
6 S=29.54; //wingarea(m^2)
7 AR=b^2/S; //aspect ratio
8 W=88176.75; //normal gross weight(N)
9 Cdo=0.02; //parasite drag coefficient
10 e=0.81; //oswald efficiency factor
11 //in order to find max. velocity we need to find out
    the intersection of power required curve for
    example 6.3b and power available curve at height
    of 6705m:

```

Scilab code AP 25 Example 6.4b-data

```

1 //for the jet power executive aircraft(CJ-1):
2 Tf=2*16245; //thrust (N) provided by both turbofan
   engine
3 Do=1.225; //density (Kg/m^3) at sea level
4 D=0.6107; //density (Kg/m^3) at height 6705.6 m
5 b=16.25; //wingspan(meter)
6 S=29.54; //wingarea(m^2)
7 AR=b^2/S; //aspect ratio
8 W=88176.75; //normal gross weight(N)
9 Cdo=0.02; //parasite drag coefficient
10 e=0.81; //oswald efficiency factor
11 //in order to find max. velocity we need to find out
   the intersection of power required curve for
   example 6.3b and power available curve at height
   of 6705m:

```

Scilab code AP 26 Example 6.4a-data

```

1 //for the CP-1(datas from example 6.1a):
2 b=10.912; //wingspan(meter)
3 S=16.165; //wingarea(m^2)
4 AR=b^2/S; //aspect ratio
5 D=1.225; //density at sea level (Kg/m^3)
6 Cdo=0.025; //parasite drag coefficient
7 e=0.8; //oswald efficiency factor
8 W=13127.5; //normal gross weight(N)
9 P=230; //power provided by piston engine (unit-
   horsepower (hp))
10 Pf=0.8; //propeller efficiency
11 Pa=P*Pf*746/1000 //maximum power (KN-m/s) ,1hp=746 N-m/
   s

```

Scilab code AP 27 Example 6.3b-data

```

1 //for the jet power executive aircraft(CJ-1):
2 b=16.25; //wingspan(meter)
3 S=29.54; //wingarea(m^2)
4 AR=b^2/S; //aspect ratio

```

```

5 D=0.6107; //density at 6705.6 meter
6 W=88176.75; //normal gross weight(N)
7 Cdo=0.02; //parasite drag coefficient
8 e=0.81; //oswald efficiency factor
9 V=linspace(20,300,500); //velocity over which we have
    to find Power(20 to 300 m/s and over 500 points)

```

Scilab code AP 28 Example 6.3a-data

```

1 //for the cessna skylane(CP-1):
2 b=10.912; //wingspan(meter)
3 S=16.165; //wingarea(m^2)
4 AR=b^2/S; //aspect ratio
5 D=1.225; //density at sea level
6 Cdo=0.025; //parasite drag coefficient
7 e=0.8; //oswald efficiency factor
8 Pf=0.8; //propeller efficiency
9 V = linspace(20,400,500); //velocity over which we
    have to find Power(20 to 400 m/s and over 500
    points)

```

Scilab code AP 29 Example 6.20data

```

1 n1=9; //maximum load factor for piloted airplane
2 n2=25; //maximum load factor for UCAV

```

Scilab code AP 30 Example 6.02data

```

1 //consider the CJ-1 at sea level.
2 b=16.25; //wingspan(meter)
3 S=29.54; //wingarea(m^2)
4 AR=b^2/S; //aspect ratio
5 D=1.225; //density at sea level(Kg/m^3)
6 W=88176.75; //normal gross weight(N)
7 Tf=2*16245 //thrust (N) provided by two turbofan
    engine
8 Cdo=0.02; //parasite drag coefficient

```



```

9 e=0.81; //oswald efficiency factor
10 V=linspace(40,300,500); //velocity over which we have
    to find thrust(40 to 300 m/s and over 500 points
    )

```

Scilab code AP 31 Example 6.19data

```

1 //for the cessna skylane(CP-1):
2 W=11494.35; //fuel empty weight(N)
3 W1=3916 //total weight(N) including pilot seat etc
4 Wf=1633.15; //weight(N) of fuel
5 Wo=W+Wf-W1 //gross weight of UAV
6 b=10.912; //wingspan(meter)
7 S=16.16; //wingarea(m^2)
8 AR=b^2/S //aspect ratio
9 D=1.225; //density at sea level(Kg/m^3)
10 Cdo=0.025; //parasite drag coefficient
11 e=0.8; //oswald efficiency factor
12 Pa=0.8*230*746 //maximum power available(J/s) from
    example 6.4
13 //from example 6.12:
14 n=0.8;
15 c=7.45*10^-7;

```

Scilab code AP 32 Example 6.18data

```

1 //for the CJ-1:
2 W=54966.4; //empty weight(N)
3 S=29.54; //wingarea(m^2)
4 D=1.225; //density at sea level(Kg/m^3)
5 g=9.8; //Gravitational constant
6 Ur=0.4; //Rolling friction coefficient
7 Clmax=2.5; //maximum lift coefficient
8 Cd=0.02; //parasite drag coefficient
9 Cdo=Cd+.1*Cd; //increase in parasite drag coefficient
10 Vt=1.3*sqrt(2*W/(D*S*Clmax)); //safe velocity(1.3*
    Vstall) during landing
11 Dr=D*(0.7*Vt)^2*S*Cdo/2; //drag(N)

```

Scilab code AP 33 Example 6.17data

```
1 //for the jet power executive aircraft (CJ-1):
2 W=88176.75; //normal gross weight (N)
3 b=16.25; //wingspan (meter)
4 S=29.54; //wingarea (m^2)
5 AR=b^2/S; //aspect ratio
6 e=0.81; //oswald efficiency factor
7 h=1.83; //Height (m) of wing above ground
8 D=1.225; //density at sea level (Kg/m^3)
9 g=9.8; //Gravitational constant
10 Ur=0.02; //Rolling friction coefficient
11 Cl=1.0; //maximum lift coefficient during ground roll
12 Cdo=0.02; //parasite drag coefficient
13 T=32485; //thrust (N)
14 phi=(16*h/b)^2/(1+(16*h/b)^2) //Ground effect factor
15 Vlo=1.2*sqrt(2*W/(D*S*Cl)) //liftoff velocity (1.2*
    Vstall in m/s)
16 Dr=D*(0.7*Vlo)^2*S*(Cdo+phi*Cl^2/(%pi*e*AR))/2 //drag
    (N)
17 L=D*(0.7*Vlo)^2*S*Cl/2 // lift (N)
```

Scilab code AP 34 Example 6.16d-data

```
1 //for the jet power executive aircraft (CJ-1):
2 S=29.54; //wingarea (m^2)
3 D=1.225; //density at sea level (Kg/m^3)
4 W=88176.75; //normal gross weight (N)
5 Tf=16245; //thrust (N) provided by single turbofan
    engine
6 Cdo=0.02; //parasite drag coefficient
7 L_Dmax=16.9; //maximum L/D ,from example 6.13
```

Scilab code AP 35 6.16c-data

```
1 //for the jet power executive aircraft (CJ-1):
```

```

2 S=29.54; //wingarea (m^2)
3 D=1.225; //density at sea level (Kg/m^3)
4 W=88176.75; //normal gross weight (N)
5 Tf=16245; //thrust (N) provided by single turbofan
   engine
6 Cdo=0.02; //parasite drag coefficient
7 L_Dmax=16.9; //maximum L/D ,from example 6.13

```

Scilab code AP 36 Example 6.16b-data

```

1 //for the cessna skylane (CP-1):
2 b=10.912; //wingspan (meter)
3 S=16.165; //wingarea (m^2)
4 AR=b^2/S; //aspect ratio
5 D=1.225; //density at sea level (Kg/m^3)
6 W=13127.5; //normal gross weight (N)
7 f=65; //fuel capacity
8 P=230; //power provided by piston engine (unit-
   horsepower (hp))
9 Sf=2.0025; //specific fuel consumption (N/(hp.h))
10 Cdo=0.025; //parasite drag coefficient
11 e=0.8; //oswald efficiency factor
12 Pf=0.8; //propeller efficiency
13 L_Dmax=13.6; //maximum L/D from example 6.12

```

Scilab code AP 37 Example 6.15data

```

1 //for the jet power executive aircraft (CJ-1):
2 b=16.25; //wingspan (meter)
3 S=29.54; //wingarea (m^2)
4 AR=b^2/S; //aspect ratio
5 Cdo=0.02; //parasite drag coefficient
6 e=0.81; //oswald efficiency factor

```

Scilab code AP 38 Example 6.14data

```

1 //for the cessna skylane (CP-1):

```

```

2 b=10.912; //wingspan(meter)
3 S=16.165; //wingarea(m^2)
4 AR=b^2/S; //aspect ratio
5 Cdo=0.025; //parasite drag coefficient
6 e=0.8; //oswald efficiency factor

```

Scilab code AP 39 Example 6.13data

```

1 //for the jet power executive aircraft (CJ-1):
2 b=16.25; //wingspan(meter)
3 S=29.54; //wingarea(m^2)
4 AR=b^2/S; //aspect ratio
5 Wo=88176.75; //normal gross weight(N)
6 Wf=33211.9; //weight(N) of fuel
7 W1=Wo-Wf //empty weight(N)
8 c=0.6/3600 //specific fuel consumption(1/s)
9 D=0.6107; //density at altitude 6705.6 m(Kg/m^3)

```

Scilab code AP 40 Example 6.12data

```

1 //for the cessna skylane(CP-1):
2 b=10.912; //wingspan(meter)
3 S=16.165; //wingarea(m^2)
4 AR=b^2/S; //aspect ratio
5 Wo=13127.5; //normal gross weight(N)
6 Wf=1632.5; //weight(N) of fuel
7 W1=Wo-Wf //empty weight(N)
8 n=0.8; //efficiency
9 c=2.0025/(3600*746) //specific fuel consumption(N/(hp
    .s))
10 D=1.225; //density at sea level(Kg/m^3)

```

Scilab code AP 41 Example 6.1b-data

```

1 //for the jet power executive aircraft (CJ-1):
2 b=16.25; //wingspan(meter)
3 S=29.54; //wingarea(m^2)

```

```

4 AR=b^2/S; //aspect ratio
5 D=1.225; //density at sea level(Kg/m^3)
6 W=88176.75; //normal gross weight(N)
7 f=1119; //fuel capacity
8 Tf=16245; //thrust (N) provided by single turbofan
   engine
9 Sf=0.102; //specific fuel consumption(N/(hp.h))
10 Cdo=0.02; //parasite drag coefficient
11 e=0.81; //oswald efficiency factor
12 V=linspace(40,300,500); //velocity over which we have
   to find thrust(40 to 300 m/s and over 500 points
   )

```

Scilab code AP 42 6.1a-data

```

1 //for the cessna skylane(CP-1):
2 b=10.912; //wingspan(meter)
3 S=16.165; //wingarea(m^2)
4 AR=b^2/S; //aspect ratio
5 D=1.225; //density at sea level(Kg/m^3)
6 W=13127.5; //normal gross weight(N)
7 f=65; //fuel capacity
8 P=230; //power provided by piston engine (unit-
   horsepower(hp))
9 Sf=2.0025; //specific fuel consumption(N/(hp.h))
10 Cdo=0.025; //parasite drag coefficient
11 e=0.8; //oswald efficiency factor
12 Pf=0.8; //propeller efficiency
13 V = linspace(30,400,500); //velocity over which we
   have to find thrust(30 to 400 m/s and over 500
   points)

```

Scilab code AP 43 Example 5.21data

```

1 Wt=712000; //total weight of plane including fuel (
   unit N)
2 D=1.225; //density at sea level(Kg/m^3)
3 S=153.29; //wing area in m^2

```

```
4 Clm=3; //maximum lift coefficient at subsonic speed
```

Scilab code AP 44 Example 5.20data

```
1 Wt=10258*9.8; //total weight of plane including fuel
  (unit N)
2 Wf=6071*9.8; //weight without fuel (unit N)
3 D=1.23; //density at sea level(Kg/m^3)
4 S=18.21; //wing area in m^2
5 Clm=1.15; //maximum lift coefficient at subsonic
  speed
```

Scilab code AP 45 Example 5.19data

```
1 a=2; //angle of attack for both wings
2 e=0.95; //span efficiency factor for both wings
3 a2=-1.5; //angle of attack at zero lift from standard
  data(also used in example 5.17)
4 //part a. for the airfoil of aspect ratio 4:
5 AR1=4; //aspect ratio.
6 ao=0.106; //infinite wing slope per degree (from
  example 5.17)
7 a1=ao/(1+57.3*ao/(%pi*e*AR1)) //lift slope for
  finite wing
8 Cl=a1*(a-a2) //lift coefficient at 2 degree
9 Cl1=a1*(a+0.5-a2) //lift coefficient at 2.5 degree
10 Dcl=Cl1-Cl //change in lift coefficient for wing 1(
  aspect ratio 4)
11
12 //part b. for airfoil of aspect ratio 10:
13 a11=0.088; //lift slope for finite wing per degree
  for aspect ratio 10(from example 5.17)
14 Cl2=a11*(a-a2) //lift coefficient at 2 degree
15 Cl22=a11*(a+0.5-a2) //lift coefficient at 2.5 degree
16 Dcl2=Cl22-Cl2 //change in lift coefficient for wing
  2(aspect ratio 10)
```

Scilab code AP 46 Example 5.18data

```

1 b=12.29; //wing span in meter
2 S=23.69; //wing area in m^2
3 AR=b^2/S //aspect ratio
4 D=1.225; //density at standard sea level ,Kg/m^3
5 V=48.3*5/18 //velocity of flyer(m/s)
6 e=0.93; //span efficiency factor
7 W=3337.5; //total weight of the flyer in newton
8 L=W/2; //lift on one wing(out of two)in newton
9 q=(D*V^2/2) //dynamic pressure(N/m^2)
10 Cl=L/(q*S) //lift coefficient
11 Cdi=Cl^2/(%pi*e*AR) //induced drag coefficient

```

Scilab code AP 47 Example 5.17data

```

1 //consider a NACA-23012(finite wing)
2 Re=5*10^6; //reynold's number
3 e=0.95; //span efficiency factor
4 AR=10; //aspect ratio
5 a=4; //angle of attack in degree
6 //for a infinite wing of NACA-23012 airfoil:
7 Clo=1.2; //lift coefficient at 10 degree angle of
  attack
8 Cl1=0.14; //lift coefficient at 0 degree angle of
  attack
9 ao=(Clo-Cl1)/10 //infinite wing slope per degree
10 a1=ao/(1+57.3*ao/(3.14*e*AR)) //lift slope for
  finite wing
11 a2=-1.5; //angle of attack at zero lift from standard
  data
12 cd=0.006; //profile drag coefficient estimated from
  aerodynamic data

```

Scilab code AP 48 Example 5.16data

```

1 S=206; //wing area in m^2
2 AR=10; //aspect ratio
3 e=0.95; //span efficiency factor
4 W=7.5*10^5; //weight of the airplane in newton

```

```

5 Hd=3; //density altitude in Km
6 D=0.909; //density at density altitude of 3 Km(Kg/m
  ^3)
7 V=100; //flight velocity(m/s)
8 //lift is equivalent to weight ,so
9 C1=W/((D*V^2/2)*S) //lift coefficient
10 Cdi=C1^2/(%pi*e*AR) //induced drag coefficient
11 Cd=0.006; //profile drag coefficient from estimated
  from aerodynamic data
12 q=(D*V^2/2)

```

Scilab code AP 49 Example 5.15data

```

1 b=7.7; //wingspan of the Northrop F-5(m)
2 e=0.8; //span efficiency factor
3 S=15.79; //wing area in m^2
4 AR=b^2/S //aspect ratio
5 C1=0.6622; //lift coefficient(data taken from example
  5.14)
6 q=7651.224; //dynamic pressure in N/m^2(data taken
  from example 5.14)

```

Scilab code AP 50 Example 5.14data

```

1 S=15.79; //wing area in m^2
2 L=80000; //lift produced by wing
3 V=402.34*5/18; //velocity of airplane(m/s)
4 D=1.225; //density at sea level(Kg/m^3)
5 q=D*V^2/2 //dynamic pressure at sea level(N/m^2)

```

Scilab code AP 51 Example 5.13data

```

1 h=10; //flying altitude in Km
2 a=10*%pi/180; //angle of attack in radian
3 S=19.5; //wing planform area in m^2
4 M=2; //mach no
5 D=0.41351; //density at 10 Km(Kg/m^3)

```



```

6 T=223.26; //temperature(K) at 10 Km
7 V=(y*R*T1)^0.5*M //velocity at 10 Km(m/s)
8 q=D*V^2/2 //dynamic pressure at 10 Km

```

Scilab code AP 52 Example 5.12data

```

1 M=2; //mach no at which F-104 is flying
2 S=19.5; //wing planform area in m^2
3 //in steady flight lift equals to weight so:
4 L=7262*9.8 //lift (N)
5 R=287 ; //gas constant ,J/Kg.K
6 y=1.4; //specific heat ratio for air
7 //part a(at sea level)
8 D=1.23; //density at sea level(Kg/m^3)
9 T=288; //sea level temperature(K)
10 V=(y*R*T)^0.5*M //velocity at sea level(m/s)
11 q=D*V^2/2 //dynamic pressure at sea level
12 //part b(at 10 Km)
13 D1=0.41351; //density at 10 Km(Kg/m^3)
14 T1=223.26; //temperature(K) at 10 Km
15 V1=(y*R*T1)^0.5*M //velocity at 10 Km(m/s)
16 q1=D1*V1^2/2 //dynamic pressure at 10 Km(N/m^2)

```

Scilab code AP 53 Example 5.11data

```

1 c=1.524; //chord length of airfoil(meter)
2 h=6096; //standard altitude(meter)
3 a=5*%pi/180; //angle of attack in radian
4 D=0.654; //density at standard altitude of 6096 meter
   ,Kg/m^3
5 T=248.6; //temperature at standard altitude of 6096
   meter in kelvin
6 R=287 ; //gas constant ,J/Kg.K
7 y=1.4; //specific heat ratio for air
8 //for part a (mach no 3):
9 M=3; //Mach no.
10 q=D*((y*R*T)^0.5*M)^2/2 //dynamic pressure
11 C1=4*a/(M^2-1)^0.5 //lift coefficient

```

```

12 Cd=4*a^2/(M^2-1)^0.5//wave drag coefficient
13 //for part b(mach no 2):
14 M1=2;//Mach no.
15 q1=D*((y*R*T)^0.5*M1)^2/2 //dynamic pressure
16 Cl1=4*a/(M1^2-1)^0.5//lift coefficient
17 Cd1=4*a^2/(M1^2-1)^0.5//wave drag coefficient

```

Scilab code AP 54 Example 5.10data

```

1 //consider a NACA-0012 airfoil
2 Cpmin=-0.43;//minimum pressure coefficient on the
   surface of airfoil at low speed from figure of Cp
   vs x/c given in question.
3 M=linspace(0.4,0.9,6);//Mach number over which we
   have to calculate Cp critical.
4 y=1.4;//specific heat ratio for air.

```

Scilab code AP 55 Example 5.09data

```

1 //consider a NACA-4412 airfoil at an angle of attack
   of 4 degree.
2 a=4;//angle of attack in degree
3 //from standard table for NACA-4412 airfoil at 4
   degree angle of attack we can get lift
   coefficient(at low speed):
4 Co=0.83;//lift coefficient(at low speed)
5 M=0.7;//Mach number

```

Scilab code AP 56 Example 5.08data

```

1 //consider an airfoil with chord length c and the
   running distance x measured along the chord.The
   leading edge is located at x/c=0 and the trailing
   edge x/c=1.
2 //pressure coefficient variation(Cpu for upper and
   Cpl for lower):
3 disp("Cpu=1-300*(x/c)^2 for 0<x/c<0.1");

```

```

4 disp("Cpu=-2.2277+2.2277*(x/c) for 0.1<x/c<1.0");
5 disp("Cpl=1-0.95*(x/c) for 0<x/c<1.0");
6 //putting the value of x/c as and integrating (Cpl-
  Cpu)dy from 0 to 1 we will get normal force
  coefficient Cn
7 Cn=integrate('1-0.95*y', 'y', 0, 1.0)-integrate('1-300*
  y^2', 'y', 0, 0.1)-integrate('-2.2277+2.2277*y', 'y',
  , 0.1, 1.0)

```

Scilab code AP 57 Example 5.07data

```

1 V=80; //velocity of airplane(m/s)
2 //proptiess at point 1:
3 V1=110; //velocity (m/s)
4 Cp1=-1.5; //pressure coefficient
5 //proptiess at point 2:
6 Cp2=-0.8; //pressure coefficient

```

Scilab code AP 58 Example 5.06data

```

1 V=100; //velocity of airplane(m/s)
2 H=3000; //standard altitude at which airplane is
  flying(meter)
3 Cp=-2.2; //pressure coefficient at a point on
  fuselage
4 P=7.0121*10^4; //pressure at 3000 m,N/m^2
5 D=0.90926; //density at 3000 m,Kg/m^3
6 q=D*V^2/2 //dynamic pressure ,N/m^2

```

Scilab code AP 59 Example 5.05data

```

1 Cpo=-1.18; //low speed value of pressure coefficient
2 M=0.6; //free stream mach number

```

Scilab code AP 60 Example 5.04data

```

1 //consider an airfoil mounted in a low speed
  subsonic wind tunnel.

```

```

2 V=30.5; //flow velocity in test section (m/s)
3 D=1.225; //standard sea level density ,Kg/m^3
4 P=1.014*10^5; //standard sea level pressure ,N/m^2
5 P1=1.01*10^5; //pressure at a point on airfoil ,N/m^2
6 q=D*V^2/2 //dynamic pressure ,N/m^2

```

Scilab code AP 61 Example 5.03data

```

1 H=2000; //standard altitude at which airplane is
   flying (meter)
2 P=7.95*10^4; //pressure corresponding to standard
   altitude ,N/m^2
3 D=1.0066; //density corresponding to standard
   altitude ,Kg/m^3
4 P1=7.58*10^4; //pressure at a point on wing ,N/m^2
5 V=70; //airplane velocity in m/s
6 q=D*V^2/2 //dynamic pressure ,N/m^2

```

Scilab code AP 62 Example 5.02data

```

1 //consider the same wing configuration as that of
   example 5.1.
2 L=700; //Lift per unit span
3 V=50; // velocity of flow in test section (m/s)
4 D=1.225; //standard sea level density ,Kg/m^3
5 q=D*V^2/2 //dynamic pressure ,N/m^2
6 S=1.3; //wing area ,m^2
7 Cl=L/(q*S) //coefficient of lift
8 //from the value of Cl and wing configuration we can
   get angle of attack by using standard table:
9 a=1 //angle of attack in degree
10 //To cause zero lift Cl=0,so from standard table of
   Cl and Lift:
11 a1=-2.2 //angle of attack in degree

```

Scilab code AP 63 Example 5.01data

```

1 //A model wing is placed in a low speed subsonic
   wind tunnel.the wing has a NACA-2412 airfoil.
2 c=1.3; //chord length in meter
3 V=50; // velocity of flow in test section(m/s)
4 a=4; //angle of attack in degree
5 D=1.225; //standard sea level density ,Kg/m^3
6 u=1.789*10^-5; //Viscosity in kg/(m)(s)
7 //from standard table for NACA-2412 airfoil with
   angle of attack 4 degree:
8 Cl=0.63; //Lift coefficient
9 Cm=-0.035; //moment coefficient about quarter chord
10 Re=D*V*c/u //reynold's no.
11 //from the value of Re and angle of attack and by
   using standard table we can get Cd:
12 Cd=0.007; //coefficient of drag
13 q=D*V^2/2 //dynamic pressure ,N/m^2

```

Scilab code AP 64 Example 4.28data

```

1 //In this example flow over the wing is both
   turbulent and laminar.so to find drag we need to
   find drag on both laminar and turbulent layer and
   add them.
2 b=12.202; //wing span in meter
3 S=23.69; //wing area in m^2
4 c=S/b //wing width
5 Ret=6.5*10^5; //transition reynolds number or
   critical reynolds number
6 D=1.225; //density at standard sea level ,Kg/m^3
7 u=1.79*10^-5; //Viscosity in at standard sea level in
   kg/(m)(s)
8 V=48.3*5/18 //velocity of flyer
9 q=D*V^2/2 //dynamic pressure
10 Re=D*V*c/u //reynolds no. at trailing edge
11 Xcr=(Ret*u)/(D*V) //distance from leading edge where
   transition occur
12 A=Xcr*b //area over which laminar flow occur in m^2

```

```
13 B=(c-Xcr)*b //area over which turbulent flow occur
    in m^2
```

Scilab code AP 65 Example 4.27data

```
1 //assume the boundary layer over the wing is
    turbulent
2 H=10668 ;//standard altitude at which F-104 is
    flying in meter
3 M=2; //Mach No.at which plane is flying
4 x=0.6096; //shear stress to be calculated at this
    distance downstream of leading edge
5 y=1.4; //specific heat ratio for air
6 R=287 ;//gas constant ,J/Kg.K
7 //following are the datas at standard altitude of
    10668 meter from standard tables
8 D=0.3807; //density ,Kg/m^3
9 T=218.93; //temperature ,Kelvin
10 V=(y*R*T)^0.5*M //velocity of the plane
11 u=1.35*10^-5; //viscosity from standard table of
    variation of u versus T in kg/(m)(s)
12 Re=D*V*0.6096/u //reynolds no at 0.6096 meter:
13 Cfx=0.0592/Re^0.2 //incompressible skin fraction
    coefficient
14 //for mach 2 ratio of Cf/Cfx=0.2,so
15 Cf=0.74*Cfx //skin friction coefficient
16 q=D*V^2/2 //dynamic pressure
```

Scilab code AP 66 Example 4.26data

```
1 //repeation of example 4.24,expect boundary layer
    is completely turbulent.
2 //datas taken from example 4.24:
3 V=120; //flow velocity ,m/s
4 D=1.225; //free stream density ,Kg/m^3
5 x=0.05 ; //length of plate in meter
6 w=1; //width of plate in meter
7 u=1.789*10^-5; //Viscosity in kg/(m)(s)
```

```

8 //reynolds no at 1 cm:
9 Re1=D*V*.01/u
10 //reynolds no at 5 cm:
11 Re2=D*V*.05/u
12 Cf1=0.0592/Re1^0.2 //Skin friction drag coefficient
    at 1 cm
13 Cf2=0.0592/Re2^0.2 //Skin friction drag coefficient
    at 5 cm
14 q=D*V^2/2 //dynamic pressure at outer edge of
    boundary ,N/m^2

```

Scilab code AP 67 Example 4.25data

```

1 //consider the flow same as in example 4.23 ,but
    assume boundaary layer is noe completely
    turbulent.
2 //datas are taken from example 4.23:
3 V=120; //flow velocity ,m/s
4 D=1.225; //free stream density ,Kg/m^3
5 x=0.05 ; //length of plate in meter
6 w=1; //width of plate in meter
7 u=1.789*10^-5; //Viscosity in kg/(m)(s)
8 Re=D*V*x/u //Reynolds Number at trailing edge
9 Cf=0.074/Re^0.2 //Skin friction drag
10 q=D*V^2/2 //dynamic pressure at outer edge of
    boundary ,N/m^2
11 S=x*w; //area of plate ,m^2

```

Scilab code AP 68 Example 4.24data

```

1 //consider the flow of air over a small flat plate
    that is 5 cm long in flow direction and 1m wide.
    free stream conditions corresponds to standard
    sea level condition
2 V=120; //flow velocity ,m/s
3 D=1.225; //free stream density ,Kg/m^3
4 x=0.05 ; //length of plate in meter
5 w=1; //width of plate in meter

```

```

6 u=1.789*10^-5; //Viscosity in kg/(m)(s)
7 //reynolds no at 1 cm:
8 Re1=D*V*.01/u
9 //reynolds no at 5 cm:
10 Re2=D*V*.05/u
11 Cf1=0.664/Re1^0.5 //Skin friction drag coefficient
    at 1 cm
12 Cf2=0.664/Re2^0.5 //Skin friction drag coefficient
    at 5 cm
13 q=D*V^2/2 //dynamic pressure at outer edge of
    boundary ,N/m^2

```

Scilab code AP 69 Example 4.23data

```

1 //consider the flow of air over a small flat plate
    that is 5 cm long in flow direction and 1m wide.
    free stream conditions corresponds to standard
    sea level condition
2 V=120; //flow velocity ,m/s
3 D=1.225; //free stream density ,Kg/m^3
4 x=0.05 ; //length of plate in meter
5 w=1; //width of plate in meter
6 u=1.789*10^-5; //Viscosity in kg/(m)(s)
7 Re=D*V*x/u //Reynolds Number at trailing edge
8 Cf=1.328/Re^0.5 //Skin friction drag coefficient
9 q=D*V^2/2 //dynamic pressure at outer edge of
    boundary ,N/m^2
10 S=x*w; //area of plate ,m^2

```

Scilab code AP 70 Example 4.22data

```

1 //consider the combustion chamber condition as
    reservoir
2 Po=20*1.01*10^5; //combustion chamber pressure in N/m
    ^2
3 To=3144; //combustion chamber temperature in Kelvin
4 R=378; //gas constant for mixture of kerosene and
    oxygen

```



```

5 y=1.26; //specific heat ratio
6 Pe=1*1.01*10^5 //pressure at exit of rocket Nozzle in
  N/m^2
7 At=0.1; //throat area in m^2
8 Te=To*(Pe/Po)^((y-1)/y) //temperature at exit in
  degree kelvin
9 Me=sqrt(2*((To/Te)-1)/(y-1)) //mach no. at the exit
10 Ae=sqrt(y*R*Te) //speed of sound at exit ,m/s
11 Mt=1; //Mach no. at throat
12 Pt=Po/(1+(y-1)*Mt^2/2)^(y/(y-1)) //pressure at
  throatin N/m^2
13 Tt=To/(1+(y-1)*Mt^2/2) //temperature at throat in
  Kelvin
14 Dt=Pt/(R*Tt) //density of gas in throat ,Kg/m^3
15 Vt=sqrt(y*R*Tt) //speed of sound in throat which is
  equivalent to gas speed as mach no. at throat is
  1.

```

Scilab code AP 71 Example 4.21data

```

1 //in question pressure given is 1.013*10^5 but while
  solving it uses
2 //10*1.013*10^5,so we use the later.
3 Po=10*1.013*10^5 ; //reservoir pressure in Pascal
4 To=333.33; //reservoir temperature in Kelvin
5 Me=3; //mach no. at test section
6 y=1.4; //specific heat ratio for air
7 R=287 ; //gas constant ,J/Kg.K
8 Pe=Po*[1+(y-1)*Me^2/2]^((-y)/(y-1)) //exit pressure
9 Tstag=To //the stagnation point temperature remains
  same as that of total temperature(reservoir
  temperature) throughtout the compression

```

Scilab code AP 72 Example 4.20data

```

1 Me=2; //mach no in test section at standard sea
  level condition

```

```

2 //following are the standard sea level conditions
   desired at the exit of nozzle:
3 Pe=1.01*10^5; //static pressure ,N/m^2
4 Te=288.16; //static temperature in Kelvin
5 y=1.4; //specific heat ratio for air
6 A=1+(y-1)*Me^2/2

```

Scilab code AP 73 Example 4.19data

```

1 //Assume the flow to be isentropic
2 P=1.013*10^5; //free-stream pressure ,N/m^2
3 V=804.7*5/18; //free-stream velocity ,m/s
4 D=1.23; //density ,Kg/m^3
5 Pa=0.7167*10^5; //pressure at a point on airfoil
6 R=287 ; //gas constant ,J/Kg.K
7 y=1.4; //specific heat ratio for air
8 T=P/(D*R) //free stream temperature
9 a=sqrt(y*R*T) //speed of sound at free stream
   temperature
10 M=V/a //free stream mach no.
11 To=T*(1+(y-1)*M^2/2) //free stream total temperature
12 Po=P*(1+(y-1)*M^2/2)^(y/(y-1)) //free stream total
   pressure
13 Poa=Po; //since the total presssure remains same
   inisentropic flow
14 Toa=To; //since the total temperature remains same
   inisentropic flow

```

Scilab code AP 74 Example 4.18data

```

1 V=4828.03*5/18 //data for velocity is given in Kmph,
   to convert it to m/s multiply it by 5/18
2 P=0.0723*10^5; // ambient pressure ,N/m^2
3 T=216.66; //ambient temperature in Kelvin
4 R=287 ; //gas constant ,J/Kg.K
5 y=1.4; //specific heat ratio for air
6 M=V/(y*R*T)^0.5 //Mach number
7 //as M>1 so the flow is supersonic

```

Scilab code AP 75 Example 4.17data

```
1 Hp=10000; //pressure altitude in m
2 Po=4.24*10^4; //Total pressure measured by pitot
   tube ,N/m^2
3 P1=2.65*10^4; //pressure at pressure altitude 10000m
   from standard atmospheric table ,N/m^2
4 T=230; //ambient temperature in Kelvin
5 R=287 ;//gas constant for air ,J/Kg.K
6 y=1.4; //specific heat ratio for air
7 a=340.3; //speed of sound at sea level ,m/s
8 P=1.01*10^5 ;//stmospheric pressure at sea level
```

Scilab code AP 76 Example 4.16data

```
1 //pressure units are converted from bar to N/m^2
2 Hp=1524 ;//pressure altitude
3 P=0.8432*10^5 //From the standard atmosphere Table
   at 1524 meter ,N/m^2
4 Po=0.87*10^5 ;//total pressure in N/m^2
5 R=287 ;//gas constant for air ,J/Kg.K
6 T=280.56 ;//outside temperature ,Kelvin
7 D=P/(R*T) //density ,Kg/m^3
8 Ds=1.226 ;//standard sea level density ,Kg/m^3
```

Scilab code AP 77 Example 4.15data

```
1 //example 4.15 a/if P1-P2 ((1.019-1.01)*10^5) in
   example 4.14 is doubled what is the flow velocity
   in test section?b/if contraction ratio A1/A2
   (2/.5) is doubled then what is the flow velocity
   in test section?
2 V=40; //initial velocity in test section ,m/s
3 r=4; // A1/A2=2/0.5=4
4 R=8 ;//doubled value of A1/A2
5 Dp=(1.019-1.01)*10^5; //intial value of pressure
   difference
```

```
6 D=1.23; //density ,Kg/m3
```

Scilab code AP 78 Example 4.14data

```
1 //Consider a low subsonic wind tunnel.
2 A1=2; //reservoir area,m2
3 A2=0.5; //test section area,m2
4 P2=1.01*105; //test section pressure ,N/m2
5 V2=40; //flow velocity in test section
6 //from continuity equation
7 V1=V2*(A2/A1) //velocity before test section
8 D=1.23; //density of flow equals standard sea level ,
   Kg/m3
```

Scilab code AP 79 Example 4.13data

```
1 //In A low Speed subsonic wind tunnel ,one side of a
   Mercury manometer is connected byto the reservoir
   and the other side is connected to the test
   section .
2 r=1/15; //contraction ratio of nozzle A2/A1
3 P1=1.1*1.01*105 //reservoir pressure ,N/m2
4 T1=300 //reservoir temperature ,k
5 Dh=0.1 //height difference between the two coloums
   of mercury in meter
6 D=1.36*104; //density of mercury ,Kg/m3
7 g=9.8;
8 Dp=D*g*Dh //pressure difference between two coloums
   P2-P1
9 R=287; //gas constant for air ,J/Kg.k
10 D1=P1/(R*T1) //density of flowing material
```

Scilab code AP 80 Example 4.12data

```
1 //Nozzle flow was described in example 4.9 ,so we can
   take data from eg 4.9
2 V1=580 //velocity at throat ,m/s
```

```

3 Ve=1188 //velocity at exit ,m/s
4 T1=833 //Temperature at throat ,in Kelvin
5 Te=300 //Temperature at exit ,in kelvin
6 R=287; //gas constant for air ,J/Kg.K
7 y=1.4; // specific heat ratio for air
8 a=(y*R*T1)^0.5 //speed of sound at throat
9 Ae=(y*R*Te)^0.5 //speed of sound at exit

```

Scilab code AP 81 Example 4.11data

```

1 H=9144; //standard altitude of flying in metre
2 //from relation of altitude and Temperature:
3 T=228.81; //Temperature at Standard altitude of 9144
   m
4 V=885.14*5/18; //velocity of jet transport
5 R=287; //gas constant for air ,J/Kg.K
6 y=1.4; // specific heat ratio for air
7 a=(y*R*T)^0.5 //velocity of sound at that altitude

```

Scilab code AP 82 Example 4.10data

```

1 //Consider an airfoil in a flow of air ,where far
   ahead of airfoil conditions are given.
2 //the condition for pressure and velocity are not in
   SI unit so we need to convert it to SI unit.
3 P=1.013*1.01*10^5 //pressure far ahead of airfoil in
   N/m^2
4 V=804.7*5/18 //velocity far ahead of airfoil in m/s
5 D=1.23; //density in kg/m^3
6 R=287; //gas constant for air ,J/Kg.K
7 T=P/(D*R) //Temperature far ahead of airfoil in
   degree Kelvin
8 Pa=0.716*1.01*10^5 //pressure at a given point A on
   airfoil
9 Cp=1008; //for air specific heat at constant
   pressure ,J/Kg.K
10 y=1.4; // specific heat ratio for air
11 //Assuming isentropic flow:

```

```
12 Ta=T*(Pa/P)^((y-1)/y) //temperature at the given
    point A on airfoil
```

Scilab code AP 83 Example 4.09data

```
1 //deals with properties of air flow through
    supersonic wind tunnel
2 To=1000; //air temperature at the reservior of wind
    tunnel in degree Kelvin
3 Po=10*1.01*10^5; // air pressure at the reservior of
    wind tunnel in N/m^2
4 R=287; //gas constant for air
5 Do=Po/(R*To) //density at the reservior
6 Te=300; //static temperature at the exit in degree
    Kelvin
7 y=1.4; // specific heat ratio for air
8 T1=833; //temperature at the throat in degree Kelvin
9 Te=300; //temperature at the exit in degree Kelvin
10 D1=Do*(T1/To)^(1/(y-1)) //density at the throat
11 Mt=0.5; //mass flow rate through nozzle ,Kg/s
12 Cp=1008; //specific heat at constant pressure for
    air ,J/Kg.K
13 De=Do*(Te/To)^(1/(y-1))
```

Scilab code AP 84 Example 4.08data

```
1 //The flow conditions are assumed to be isentropic
    in nature.
2 P1=20; //pressure of burned gas in combustion
    chamber in atm unit
3 T1=3500; //temperature of the burned gas in
    combustion chamber in degree kelvin
4 P2=0.5; //pressure of the gas at exit in atm
5 y=1.15; //specific heat ratio for the gas
```

Scilab code AP 85 Example 4.07data

```

1 //An airplane is flying at standard sea level
  condition.
2 //The flow conditions are assumed to be isentropic
  in nature.
3 T=250;//temperature at a point on wing in Kelvin
4 P1=1.01*10^5;//pressure at far upstream of wing
5 T1=288.16;//temperature at far upstream of wing
6 y=1.4;//ratio of specific heats for air

```

Scilab code AP 86 Example 4.06data

```

1 //Based on elementary Thermodynamics
2 //Part 1:SI unit
3 Cv=720;//specific heat at constant volume for air in
  standard condition in J/Kg.K
4 Cp=1008;//specific heat at constant pressure for air
  in standard condition in J/Kg.K
5 T=288;//standard temperature
6 e=Cv*T//internal energy per unit mass
7 h=Cp*T//enthalpy per unit mass
8 //Part 2:English Engineering unit
9 Cv1=4290;//specific heat at constant volume for air
  in Ft.Lb/slug*Rankine
10 Cp1=6006;//specific heat at constant pressure for air
  in Ft.Lb/slug*Rankine
11 T1=519;//standard temperature in degree rankine
12 e1=Cv1*T1//internal energy per unit mass
13 h1=Cp1*T1//enthalpy per unit mass

```

Scilab code AP 87 Example 4.05data

```

1 R=0.1524;//radius(m) of semicircular cross section
2 V=30.48;//velocity(m/s) of free stream
3 D=1.23;//density(Kg/m^3)of free stream

```

Scilab code AP 88 Example 4.04data

```

1 A1=5; //convergent duct inlet area in m^2
2 V1=10; //inlet velocity in m/s
3 P1=1.2*10^5; //inlet pressure in N/m^2
4 T1=330; //inlet temperature in Kelvin
5 R=287; //gas constant for dry air
6 D=P1/(R*T1) //density of air in Kg/m^3
7 V2=30; //outlet velocity in m/s
8 P2=P1+D*(V1^2-V2^2)/2 //pressure at exit

```

Scilab code AP 89 Example 4.03data

```

1 //Application of Bernoulli's equation.an airfoil
   placed in a flow of air
2 P1=1.013; //pressure at far upstream of airfoil in
   bar
3 V1=160*5/18 //velocity at far upstream of airfoil
   in m/s
4 D=1.23; //density at far upstream of airfoil in Kg/m
   ^3
5 Pa=0.99; //pressure at a point Aon airfoil in bar
6 //velocity is low enough so we can assume
   incompressible flow ,so
7 disp("P1+(D*V1^2/2)=Pa+(D*V2^2/2)", "Bernoulli
   equation");
8 Va=[(2*(P1-Pa)/D)+(V1)^2]^0.5

```

Scilab code AP 90 Example 4.02data

```

1 A1=0.08; //convergent duct with inlet area in m^2
2 A2=0.771; //exit area
3 D1=1.23; //density of air at inlet
4 V1=210; //inlet velocity of air
5 V2=321; //outlet velocity of air
6 //as inlet velocity of 210 m/s is high speed flow
   density will vary
7 D2=(A1*V1*D1)/(A2*V2) //density of air at the exit
   duct

```

Scilab code AP 91 Example 4.01data

```
1 //this example deals with basic of incompressible
  flow
2 A1=5; //convergent duct inlet area in m^2
3 V1=10; //inlet velocity in m/s
4 V2=30; //outlet velocity in m/s
5 A2=A1*V1/V2 //area of duct exit
```

Scilab code AP 92 Example 3.04data

```
1 P=5.3*10^4; //ambient pressure in N/m^2
2 T=253; //ambient temperature in K
3 R=287; // gas constant for dry air in J/Kg.K
4 D=P/(R*T)
5 //as we do not have this value of pressure and
  density from standard table we will take two
  nearest value and interpolate to get the desired
  result.
6 H1=5100;
7 P1=5.331*10^4; //pressure corresponding to H1
8 H2=5200;
9 P2=5.2621*10^4; //pressure corresponding to H2
10 Hp=H1+[(H2-H1)*((P1-P)/(P1-P2))] //pressure altitude
  corresponding to p
11 H3=5000;
12 D3=0.73643; //density corresponding to H3 in Kg/m^3
13 H4=5100;
14 D4=0.72851; //density corresponding to H4 in Kg/m^3
15 Hd=H3+[(H4-H3)*((D3-D)/(D3-D4))] //density altitude
```

Scilab code AP 93 Example 3.03data

```
1
2 P1=9144 //Pressure altitude in Km
3 P=0.3*10^5 //corresponding pressure at pressure
  altitude in N/m^2
4 //density altitude:
```

```

5 D1=8686.8//density altitude in Km
6 D=0.485//corresponding density at sensity altitude
  in Kg/m^3
7 //Temperature at that altitude:
8 T=P/(D*R)//from equation of state

```

Scilab code AP 94 Example 3.02data

```

1 //datas are all taken from standard table of
  variation of temperature ,pressure and density
  with height.
2 //Pressure at the flying altitude:
3 P=4.72*10^4;//in N/m^2
4 P1=6;//height corresponding to pressure P in Km
5 //Temperature at the flying altitude:
6 T=255.7;//in Kelvin
7 T1=5//height corresponding to temperature T in Km
8 D=P/(R*T)//density at that height
9 D1=6.24//height corresponding to density D in Km

```

Scilab code AP 95 Example 3.01data

```

1 //Temperature remains constant from 11 to 14 Km,so
  we are about to find pressure and density at a
  height of 11 Km.
2 T=216.66;//temp from 11 to 14 Km
3 T1=288.16;//sea level temperature
4 P1=1.01*10^5;//pressure at sea level in N/m^2
5 D1=1.23;//density at sea level in Kg/m^3
6 g=9.8;//earth's gravity in m/s^2
7 R=287;//gas constant for dry air in J/Kg.K
8 a=(216.66-288.16)/(1000*(11-0)) //Lapse rate from 0
  to 11 Km
9 P=(P1)*(T/T1)^(-g/(a*R))//pressure at 11 Km
10 D=(D1)*(T/T1)^(-1*(g/(a*R)+1))//density at 11 Km
11 //as T is constant from 11 to 14 km we can use
  isothermal relation
12 h=14000;h1=11000;//height in meter

```

```
13 P2=P*(%e)^[-g*(h-h1)/(R*T)]//pressure at 14 Km
14 D2=D*P2/P //density at 14 Km
```

Scilab code AP 96 Example 2.6data

```
1 //example 2.6:deals with the conversion of units; a
   piper cub airplane is flying at 60 mile per hour,
   convert its velocity in terms of ft/s and m/s
2 //1 mile=5280 ft,1 hour=3600 second,1 mile=1609.344
3
4 //Velocity in mile/hr:
5 V=60;
```

Scilab code AP 97 Example 2.5data

```
1 //Example 2.4 :deals with the conversion of units
   from one system to another
2 WingLoading=280.8;//unit Kgf/m^2
3 //1 ft=0.3048 m ,1lb=4.448N, 1 Kgf=9.8 N
```

Scilab code AP 98 Example 2.4data

```
1 //Example 2.4
2 P=1.04*10^4//unit N/m^2
3 R=287;//gas constant.of air(j/kg.k)
4 T=362;//unit K
5 density=P/(R*T)
```

Scilab code AP 99 Example 2.3data

```
1 //Air flowing at high speed in a wind tunnel has a
   pressure and temperature equal to 0.3 atm and
   -100 degree celcius ,respectively.what is specific
   volme?
2 //1 atm=1.01*10^5 Pa or N/m^2
3 P=.3*1.01*10^5;//in N/m^2
4 //0 degree=273 Kelvin
```

```

5 T=-100+273; //in Kelvin
6 R=287; //gas constant for air.(j/kg.k)
7 density=P/(R*T)
8 v=1/density

```

Scilab code AP 100 Example 2.2data

```

1 //example2.2: The high pressure storage tank for a
  supersonic wind tunnel has a volume of 28.317 m
  ^3.if air is stored at a pressure of 30 atm and a
  temperature of 299.44K,what is the mass of gas
  stored in the tank in Kg,and pound mass.
2 P=30*1.013*10^5; //1 atm=1.013*10^5 Pascal
3 R=287; //gas constant for air(J/Kg-K)
4 T=294.44 ; //temperature
5 density=P/(R*T);
6 V=28.317 ; //volume
7 M=density*V; //in kg
8 M1=2.20*M; //in pound

```

Scilab code AP 101 Example 2.1data

```

1 //example 2.1: The air pressure and density at a
  point on the wing of a Boeing 747 are  $1.10 * 10^5$ 
  N/m2 and 1.20kg/m3,respectively.what is
  temperature at that point?
2 p=1.10*10^5; //given
3 density=1.20; //given
4 R=287; // gas constant.for air(j/kg.k)
5 T=p/((density)*(R))

```
