

Scilab Textbook Companion for
Linear Control Systems
by B. S. Manke ¹

Created by
Ashish Kumar
B.Tech (Pursuing)
Electronics Engineering
M. N. N. I. T., Allahabad
College Teacher
Dr. Rajesh Gupta, MNNIT, Allahabad
Cross-Checked by
K Sryanarayan and Sonanya Tatikola. IIT Bombay

August 3, 2017

¹Funded by a grant from the National Mission on Education through ICT, <http://spoken-tutorial.org/NMEICT-Intro>. This Textbook Companion and Scilab codes written in it can be downloaded from the "Textbook Companion Project" section at the website <http://scilab.in>

Book Description

Title: Linear Control Systems

Author: B. S. Manke

Publisher: Khanna Publishers

Edition: 9

Year: 2009

ISBN: 81-7409-107-6

Scilab numbering policy used in this document and the relation to the above book.

Exa Example (Solved example)

Eqn Equation (Particular equation of the above book)

AP Appendix to Example(Scilab Code that is an Appednix to a particular Example of the above book)

For example, Exa 3.51 means solved example 3.51 of this book. Sec 2.3 means a scilab code whose theory is explained in Section 2.3 of the book.

Contents

| | |
|---|-----|
| List of Scilab Codes | 4 |
| 1 INTRODUCTION | 6 |
| 2 TRANSFER FUNCTIONS | 14 |
| 3 BLOCK DIAGRAMS | 17 |
| 4 SIGNAL FLOW GRAPHS | 31 |
| 5 MODELLING A CONTROL SYSTEM | 40 |
| 6 TIME RESPONSE ANALYSIS OF CONTROL SYSTEMS | 49 |
| 7 STABILITY ANALYSIS OF CONTROL SYSTEMS | 72 |
| 8 COMPENSATION OF CONTROL SYSTEMS | 128 |
| 9 INTRODUCTION TO STATE SPACE ANALYSIS OF CONTROL SYSTEMS | 139 |
| 11 SOLUTION OF PROBLEMS USING COMPUTER | 154 |
| 12 CLASSIFIED SOLVED EXAMPLES | 193 |

List of Scilab Codes

| | | |
|---------------|---|----|
| Exa 1.6.1.i | inverse laplace transform | 6 |
| Exa 1.6.1.ii | inverse laplace transform | 6 |
| Exa 1.6.1.iii | inverse laplace transform | 7 |
| Exa 1.6.1.iv | inverse laplace transform | 7 |
| Exa 1.6.1.v | inverse laplace transform | 8 |
| Exa 1.6.1.vi | program laplace transform | 8 |
| Exa 1.6.2 | solution of differential equation | 9 |
| Exa 1.6.3 | solution of differential equation | 9 |
| Exa 1.6.4 | solution of differential equation | 10 |
| Exa 1.6.5 | initial value | 10 |
| Exa 1.6.7 | final value | 11 |
| Exa 1.6.8 | steady state value | 11 |
| Exa 1.6.9 | initial values | 12 |
| Exa 1.6.10 | final value | 13 |
| Exa 2.4.1 | pole zero plot | 14 |
| Exa 2.4.2 | final value | 16 |
| Exa 3.2.1 | Transfer Function | 17 |
| Exa 3.2.2 | Transfer Function | 18 |
| Exa 3.2.3 | Transfer Function | 19 |
| Exa 3.2.4 | Transfer Function | 19 |
| Exa 3.2.5 | Transfer Function | 20 |
| Exa 3.2.6 | Transfer Function | 21 |
| Exa 3.2.7 | Transfer Function | 22 |
| Exa 3.2.8 | Transfer Function | 23 |
| Exa 3.2.9 | Transfer Function | 24 |
| Exa 3.2.10 | Transfer Function | 25 |
| Exa 3.2.11 | Transfer Function | 26 |
| Exa 3.2.12 | Transfer Function | 26 |

| | | |
|-------------|---|----|
| Exa 3.2.13 | Transfer Function | 28 |
| Exa 3.2.14 | Transfer Function | 29 |
| Exa 3.2.15 | Transfer Function | 29 |
| Exa 4.3.1 | Overall Transmittance | 31 |
| Exa 4.3.2 | Overall Transmittance | 32 |
| Exa 4.4.1 | Closed Loop Transfer Function | 32 |
| Exa 4.4.2 | Overall Gain | 33 |
| Exa 4.4.3 | to find various signal flow graph parameter . | 33 |
| Exa 4.4.4 | Transfer function using mason gain formula | 34 |
| Exa 4.4.5 | Transfer function using mason gain formula | 35 |
| Exa 4.4.6 | Transfer function using mason gain formula | 36 |
| Exa 4.4.7 | Transfer function using mason gain formula | 37 |
| Exa 4.4.8 | Transfer function using mason gain formula | 37 |
| Exa 4.4.9 | Overall Transfer Function | 38 |
| Exa 4.4.10 | Transfer function using mason gain formula | 39 |
| Exa 5.9.4 | Calculate Reference Voltage V_r | 40 |
| Exa 5.9.5 | Calculate Reference Voltage V_r | 41 |
| Exa 5.9.6 | Calculate Gain of Amplifier K_a | 41 |
| Exa 5.9.7 | Transfer Function of Generator | 42 |
| Exa 5.9.8 | Overall Transfer Function of given System . | 43 |
| Exa 5.9.9 | Overall Transfer Function of given System . | 43 |
| Exa 5.9.10 | Overall Transfer Function of given System . | 44 |
| Exa 5.9.11 | Overall Transfer Function of given System . | 45 |
| Exa 5.9.12 | Overall Transfer Function of given System . | 46 |
| Exa 5.9.13 | Overall Transfer Function of Two Phase ac Motor | 46 |
| Exa 5.9.14 | Transfer Function Of Motor | 47 |
| Exa 6.10.1 | time response for step function | 49 |
| Exa 6.10.2 | Time Response for unit Impulse and Step func- tion | 50 |
| Exa 6.10.3 | Time Response for Unit Step Function . . . | 51 |
| Exa 6.10.4 | Time Response for Unit Step Function . . . | 51 |
| Exa 6.10.5 | Calculate ω_n ζ ω_d t_p M_p | 52 |
| Exa 6.10.6 | Time Response | 53 |
| Exa 6.10.7 | determine factor by which K should be reduced | 54 |
| Exa 6.10.8 | Determine Steady State Speed and Error . . | 55 |
| Exa 6.10.9 | determine J f K | 56 |
| Exa 6.10.10 | Determine Transfer Function ω_n ζ . . . | 57 |

| | | |
|---------------|--|-----|
| Exa 6.10.11 | Determine Characteristics eq and Steady State Error | 59 |
| Exa 6.10.12 | determine $\omega_n \omega_d$ zeta and steady state error | 60 |
| Exa 6.10.13 | determine K t_s t_p and M_p | 61 |
| Exa 6.10.14 | determine M_p E_{ss} and steady state value . . | 62 |
| Exa 6.10.16 | determine ω_n zeta and M | 63 |
| Exa 6.10.17 | determine K_p K_v and K_a | 64 |
| Exa 6.10.18 | determine K_p K_v and K_a | 65 |
| Exa 6.10.19 | determine steady state error | 66 |
| Exa 6.10.20 | determine steady state error and error coefficient | 67 |
| Exa 6.10.21 | determine steady state error and error coefficient | 68 |
| Exa 6.10.22 | determine voltage E_r and change in terminal-voltage | 69 |
| Exa 6.10.23 | determine sensitivity wrt K and H | 70 |
| Exa 1.0 | root locus | 72 |
| Exa 2.0 | root locus | 72 |
| Exa 3.0 | root locus | 75 |
| Exa 7.5.1 | stability using Routh hurwitz criterion . . . | 76 |
| Exa 7.5.2 | stability using Routh hurwitz criterion . . . | 76 |
| Exa 7.5.3 | stability using Routh hurwitz criterion . . . | 77 |
| Exa 7.5.4 | stability using Routh hurwitz criterion . . . | 78 |
| Exa 7.5.5 | stability using Routh hurwitz criterion . . . | 79 |
| Exa 7.5.6 | stability using Routh hurwitz criterion . . . | 80 |
| Exa 7.5.7.a | stability using Routh hurwitz criterion . . . | 81 |
| Exa 7.5.7.b | value of K of characteristics equation | 82 |
| Exa 7.5.8 | value of K in terms of T_1 and T_2 | 83 |
| Exa 7.17.1 | stability using Nyquist criterion | 85 |
| Exa 7.17.2.i | stability using Nyquist criterion | 85 |
| Exa 7.17.2.ii | stability using Nyquist criterion | 88 |
| Exa 7.17.3 | stability using Nyquist criterion | 94 |
| Exa 7.17.5 | Phase Margin | 95 |
| Exa 7.17.7 | stability using Nyquist criterion | 98 |
| Exa 7.17.9 | gain margin and phase margin | 98 |
| Exa 7.17.18 | gain phase plot | 99 |
| Exa 7.19.1 | stability using bode plot | 100 |
| Exa 7.19.2 | gain margin and phase margin | 102 |

| | | |
|----------------|---|-----|
| Exa 7.19.3 | stability using bode plot | 104 |
| Exa 7.24.1 | root locus description | 104 |
| Exa 7.24.2 | root locus description | 106 |
| Exa 7.24.3 | root locus description | 109 |
| Exa 7.24.4 | root locus | 111 |
| Exa 7.24.6 | root locus | 114 |
| Exa 7.24.7 | root locus | 116 |
| Exa 7.24.8 | root locus | 118 |
| Exa 7.24.9 | root locus | 120 |
| Exa 7.24.10 | Overall Transfer Function and Root Locus . | 122 |
| Exa 7.24.11 | root locus | 124 |
| Exa 8.6.1 | design suitable compensator | 128 |
| Exa 8.6.2 | design phase lead compensator | 129 |
| Exa 8.6.3 | design suitable compensator | 133 |
| Exa 9.8.1 | Check for Contrallability of System | 139 |
| Exa 9.8.2 | Check for Contrallability of System | 140 |
| Exa 9.9.1.a | Check for Observability of System | 140 |
| Exa 9.9.1.b | Check for Observability of System | 141 |
| Exa 9.10.4.a | Obtain State Matrix | 141 |
| Exa 9.10.4.b | Obtain State Matrix | 142 |
| Exa 9.10.5 | Obtain State Matrix | 142 |
| Exa 9.10.6 | Obtain State Matrix | 143 |
| Exa 9.10.7 | Obtain State Matrix | 143 |
| Exa 9.10.9 | Obtain State Matrix | 143 |
| Exa 9.10.10 | Obtain State Matrix | 144 |
| Exa 9.10.11 | Obtain Time Response | 144 |
| Exa 9.10.12.i | Obtain Zero Input Response | 145 |
| Exa 9.10.12.ii | Obtain Zero State Response | 146 |
| Exa 9.10.13 | Obtain Time Response | 147 |
| Exa 9.10.14 | Obtain Time Response using Diagonalization Process | 147 |
| Exa 9.10.15 | Obtain Time Response using Diagonalization Process | 148 |
| Exa 9.10.16 | Determine Transfer Matrix | 149 |
| Exa 9.10.17 | Determine Transfer Matrix | 150 |
| Exa 9.10.18 | Determine Transfer Matrix | 150 |
| Exa 9.10.20 | Check for Contrallability of System | 151 |
| Exa 9.10.21 | Check for Contrallability and Observability | 151 |

| | | |
|--------------|---|-----|
| Exa 9.10.22 | Check for Contrallability and Observability | 152 |
| Exa 11.1 | pole zero Plot | 154 |
| Exa 11.2 | transfer function | 154 |
| Exa 11.3 | transfer function | 156 |
| Exa 11.4 | determine W_n zeta and M_p | 156 |
| Exa 11.5 | time response for unit step function | 157 |
| Exa 11.7 | time response for unit step function | 158 |
| Exa 11.8 | time response for unit step function | 159 |
| Exa 11.9 | time response for unit step function | 160 |
| Exa 11.10.a | calculate tr T_p M_p | 160 |
| Exa 11.10.b | calculate T_d tr T_p M_p | 161 |
| Exa 11.11 | expression for unit step response | 162 |
| Exa 11.12 | unit step and impulse response | 163 |
| Exa 11.13 | determine transfer function | 163 |
| Exa 11.14 | determine W_n W_d T_p zeta and steady state error | 164 |
| Exa 11.15 | determine W_n W_d zeta and steady state error | 165 |
| Exa 11.16 | determine K_p K_v K_a | 166 |
| Exa 11.17 | determine K_p K_v K_a | 167 |
| Exa 11.18 | determine K_p K_v K_a | 167 |
| Exa 11.19 | determine transfer function | 168 |
| Exa 11.21.a | roots of characterstics equation | 169 |
| Exa 11.21.b | bode plot | 169 |
| Exa 11.22 | gain margin and phase margin | 171 |
| Exa 11.24 | stability using Nyquist criterion | 173 |
| Exa 11.25 | stability using Nyquist criterion | 174 |
| Exa 11.26.i | stability using Nyquist criterion | 176 |
| Exa 11.26.ii | stability using Nyquist criterion | 177 |
| Exa 11.27 | root locus | 179 |
| Exa 11.28 | root locus | 181 |
| Exa 11.29 | root locus | 182 |
| Exa 11.30 | root locus | 183 |
| Exa 11.31 | design lead compensator | 184 |
| Exa 11.32 | nicholas chart | 185 |
| Exa 11.33 | obtain state matrix | 189 |
| Exa 11.34 | obtain state matrix | 189 |
| Exa 11.35 | obtain state matrix | 190 |
| Exa 11.36 | state transition matrix | 190 |

| | | |
|---------------|--|-----|
| Exa 11.37 | check for contrallability of system | 191 |
| Exa 11.38 | determine transfer function | 191 |
| Exa 11.39 | determine transfer matrix | 192 |
| Exa 12.1 | Transfer Function | 193 |
| Exa 12.2 | Transfer Function | 194 |
| Exa 12.3 | Transfer Function | 194 |
| Exa 12.4 | Transfer Function | 195 |
| Exa 12.5 | Transfer Function | 196 |
| Exa 12.7 | Determine Peak Time and Peak Overshoot . | 197 |
| Exa 12.8 | Time Response and Peak Overshoot | 198 |
| Exa 12.9 | Determine Peak Overshoot | 198 |
| Exa 12.10 | Determine Unit Step Response | 199 |
| Exa 12.11 | Determine Unit Step and Unit Impulse Re- sponse | 200 |
| Exa 12.12 | Determine Wn Wd zeta and steady state error | 201 |
| Exa 12.13 | Determine Wn Wd zeta and steady state error | 201 |
| Exa 12.15 | Stability Using Routh Hurwitz Criterion . . | 202 |
| Exa 12.16 | Stability Using Routh Hurwitz Criterion . . | 203 |
| Exa 12.17 | Stability Using Routh Hurwitz Criterion . . | 204 |
| Exa 12.18 | Stability Using Routh Hurwitz Criterion . . | 205 |
| Exa 12.19 | Stability Using Routh Hurwitz Criterion . . | 206 |
| Exa 12.21 | Determine Frequency of Oscillations | 207 |
| Exa 12.23.i | Stability Using Nyquist Criterion | 208 |
| Exa 12.23.ii | Stability Using Nyquist Criterion | 209 |
| Exa 12.23.iii | Stability Using Nyquist Criterion | 212 |
| Exa 12.27 | Gain and Phase Margin | 215 |
| Exa 12.33 | Determine Close Loop Stability | 218 |
| Exa 12.42 | Root Locus | 220 |
| Exa 12.43 | Root Locus and Value of K | 222 |
| Exa 12.44 | Root Locus and Value of K | 224 |
| Exa 12.45 | Root Locus and Value of K | 227 |
| Exa 12.46 | Root Locus and Value of K | 229 |
| Exa 12.48 | Root Locus and Value of K | 231 |
| Exa 12.49 | Root Locus and Value of K | 233 |
| Exa 12.50 | Root Locus and Closed loop Transfer Function | 234 |
| Exa 12.51 | Root Locus and Gain and Phase Margin . . | 236 |
| Exa 12.54 | Obtain State Matrix | 238 |
| Exa 12.55 | Obtain State Matrix | 238 |

| | | |
|-----------|---|-----|
| Exa 12.56 | Obtain State Transistion Matrix | 239 |
| Exa 12.57 | Obtain Time Response | 240 |
| Exa 12.59 | Obtain Time Response | 240 |
| Exa 12.61 | Obtain Transfer Matrix | 241 |
| AP 1 | SERIES OF TWO FUNCTION | 242 |
| AP 2 | PARALLEL OF TWO FUNCTION | 242 |

List of Figures

| | |
|--|-----|
| 2.1 pole zero plot | 15 |
| 7.1 root locus | 73 |
| 7.2 root locus | 74 |
| 7.3 root locus | 75 |
| 7.4 stability using Nyquist criterion | 84 |
| 7.5 stability using Nyquist criterion | 86 |
| 7.6 stability using Nyquist criterion | 87 |
| 7.7 stability using Nyquist criterion | 89 |
| 7.8 stability using Nyquist criterion | 90 |
| 7.9 stability using Nyquist criterion | 92 |
| 7.10 stability using Nyquist criterion | 93 |
| 7.11 stability using Nyquist criterion | 95 |
| 7.12 Phase Margin | 96 |
| 7.13 stability using Nyquist criterion | 97 |
| 7.14 gain phase plot | 99 |
| 7.15 stability using bode plot | 101 |
| 7.16 gain margin and phase margin | 102 |
| 7.17 stability using bode plot | 103 |
| 7.18 root locus description | 105 |
| 7.19 root locus description | 107 |
| 7.20 root locus description | 109 |
| 7.21 root locus | 112 |

| | | |
|-------|--|-----|
| 7.22 | root locus | 114 |
| 7.23 | root locus | 116 |
| 7.24 | root locus | 118 |
| 7.25 | root locus | 121 |
| 7.26 | Overall Transfer Function and Root Locus | 123 |
| 7.27 | root locus | 125 |
| | | |
| 8.1 | design suitable compensator | 130 |
| 8.2 | design suitable compensator | 131 |
| 8.3 | design phase lead compensator | 133 |
| 8.4 | design phase lead compensator | 134 |
| 8.5 | design suitable compensator | 137 |
| 8.6 | design suitable compensator | 138 |
| | | |
| 11.1 | pole zero Plot | 155 |
| 11.2 | bode plot | 170 |
| 11.3 | gain margin and phase margin | 172 |
| 11.4 | stability using Nyquist criterion | 173 |
| 11.5 | stability using Nyquist criterion | 175 |
| 11.6 | stability using Nyquist criterion | 176 |
| 11.7 | stability using Nyquist criterion | 178 |
| 11.8 | root locus | 180 |
| 11.9 | root locus | 181 |
| 11.10 | root locus | 182 |
| 11.11 | root locus | 183 |
| 11.12 | design lead compensator | 186 |
| 11.13 | design lead compensator | 187 |
| 11.14 | nicholas chart | 188 |
| | | |
| 12.1 | Stability Using Nyquist Criterion | 208 |
| 12.2 | Stability Using Nyquist Criterion | 210 |
| 12.3 | Stability Using Nyquist Criterion | 211 |
| 12.4 | Stability Using Nyquist Criterion | 213 |
| 12.5 | Stability Using Nyquist Criterion | 214 |
| 12.6 | Stability Using Nyquist Criterion | 216 |
| 12.7 | Gain and Phase Margin | 217 |
| 12.8 | Determine Close Loop Stability | 219 |
| 12.9 | Root Locus | 220 |

| | | |
|-------|--|-----|
| 12.10 | Root Locus and Value of K | 223 |
| 12.11 | Root Locus and Value of K | 225 |
| 12.12 | Root Locus and Value of K | 227 |
| 12.13 | Root Locus and Value of K | 229 |
| 12.14 | Root Locus and Value of K | 231 |
| 12.15 | Root Locus and Value of K | 233 |
| 12.16 | Root Locus and Closed loop Transfer Function | 235 |
| 12.17 | Root Locus and Gain and Phase Margin | 237 |

Chapter 1

INTRODUCTION

Scilab code Exa 1.6.1.i inverse laplace transform

```
1 //Caption:inverse_laplace_transform
2 // example 1.6.1.(i)
3 //page 7
4 // F(s)=1/(s*(s+1))
5 s =%s ;
6 syms t ;
7 [A]=pfs(1/((s)*(s+1))) // partial fraction of F(s)
8 F1 = ilaplace (A(1),s,t)
9 F2 = ilaplace (A(2),s,t)
10 F=F1+F2;
11 disp (F," f(t)=")//result
```

Scilab code Exa 1.6.1.ii inverse laplace transform

```
1 //Caption:inverse_laplace_transform
2 // example 1.6.1.(ii)
3 //page 7
4 // F(s)=s+6/(s(s^2+4s+3))
```

```

5 s =%s ;
6 syms t ;
7 [A]= pfs((s+6)/(s*(s^2+4*s+3))) // partial fraction
    of F(s)
8 A(1)=2/s;
9 F1 = ilaplace (A(1),s,t)
10 F2 = ilaplace (A(2),s,t)
11 F3 = ilaplace (A(3),s,t)
12 F=F1+F2+F3;
13 disp (F," f (t)=")//result

```

Scilab code Exa 1.6.1.iii inverse laplace transform

```

1 //Caption:inverse_laplace_transform
2 // example 1.6.1.(iii)
3 //page 8
4 // F(s)=1/(s^2+4s+8)
5 s =%s ;
6 syms t ;
7 disp (1/(s^2+4*s+8),"F(s)=")
8 f=ilaplace(1/(s^2+4*s+8),s,t)
9 disp (f," f(t)=")//result

```

Scilab code Exa 1.6.1.iv inverse laplace transform

```

1 //Caption:inverse_laplace_transform
2 // example 1.6.1.(iv)
3 //page 8
4 // F(s)=s+2/(s^2+4s+6)
5 s =%s ;
6 syms t ;
7 disp ((s+2)/(s^2+4*s+6),"F(s)=")
8 F=ilaplace((s+2)/(s^2+4*s+6),s,t)

```



```
9 disp (F," f(t)=")//result
```

Scilab code Exa 1.6.1.v inverse laplace transform

```
1 //Caption:inverse_laplace_transform
2 // example 1.6.1.(v)
3 //page 8
4 // F(s)=5/(s(s^2+4s+5))
5 s=%s ;
6 syms t ;
7 [A]= pfss (5/(s*(s^2+4*s+5))) // partial fraction of
   F(s)
8 F1= ilaplace (A(1),s,t)
9 F2= ilaplace (A(2),s,t)
10 F=F1+F2;
11 disp (F," f(t)=")//result
```

Scilab code Exa 1.6.1.vi program laplace transform

```
1 //Caption:program_laplace_transform
2 //example 1.6.1.(v)
3 //page 9
4 //this problem is solved in two parts because in
   this problem pfss function donot work.So, First
   we find partial fraction using method as we do in
   maths and then secondly we find inverse laplace
   transform as usual.
5 // partial fraction
6 s=%s
7 syms t;
8 num=(s^2+2*s+3);
9 den=(s+2)^3;
10 g=syslin('c',num/den);
```

```

11 rd=roots(den);
12 [n d k]=factors(g)
13 a(3)=horner(g*d(1)^3,rd(1))
14 a(2)=horner(derivat(g*d(1)^3),rd(1))
15 a(1)=horner(derivat(derivat(g*d(1)^3)),rd(1))
16 //inverse laplace
17 // partial fraction will be: a(1)/(s+1)+a(2)/((s+2)
    ^2)+a(3)/((s+2)^3)
18 F1 = ilaplace (1/d(1),s,t)
19 F2 = ilaplace (-2/(d(1)^2),s,t)
20 F3 = ilaplace (2*1.5/(d(1)^3),s,t)
21 F=F1+F2+F3
22 disp (F," f(t)=")//result

```

Scilab code Exa 1.6.2 solution of differential equation

```

1 //Caption:solution_of_differential equation
2 // example 1.6.2
3 //page 9
4 //after taking laplace transform and applying given
    condition , we get :
5 //X(s)=2s+5/(s(s+4))
6 s=%s;
7 syms t
8 [A]=pfss((2*s+5)/(s*(s+4)))
9 A(1)=1.25/s
10 F1 =ilaplace(A(1),s,t)
11 F2 = ilaplace(A(2),s,t)
12 f=F1+F2;
13 disp (f," f(t)=")//result

```

Scilab code Exa 1.6.3 solution of differential equation

```

1 //Caption:solution_of_differential_equation
2 // example 1.6.3
3 //page 10
4 //after taking laplace transform and applying given
   condition , we get :
5 //X(s)=1/(s^2+2s+2)
6 s=%s;
7 syms t
8 f = ilaplace(1/(s^2+2*s+2),s,t);
9 disp (f,"f(t)=")//result

```

Scilab code Exa 1.6.4 solution of differential equation

```

1 //Caption:solution_of_differential_equation
2 // example 1.6.4
3 //page 10
4 //after taking laplace transform and applying given
   condition , we get :
5 //Y(s)=(6*s+6)/((s-1)*(s+2)*(s+3))
6 s=%s;
7 syms t
8 [A]=pfs((6*s+6)/((s-1)*(s+2)*(s+3)))
9 F1 = ilaplace(A(1),s,t)
10 F2 = ilaplace(A(2),s,t)
11 F3 = ilaplace(A(3),s,t)
12 F=F1+F2+F3;
13 disp (F,"f(t)=")//result

```

Scilab code Exa 1.6.5 initial value

```

1 //Caption:initial_value
2 // example 1.6.5
3 //page 11

```

```

4 //I(s)=(C*s/(RCs+1))*E(s)
5 //given: E(s)=100/s,R=2 megaohm ,C=1 uF
6 // so , I(s)=(((1*10^-6)*s)/(2*s+1))*(100/s)
7 syms t
8 p=poly([0 10^-6], 's', 'coeff');
9 q=poly([1 2], 's', 'coeff');
10 r=poly([0 1], 's', 'coeff');
11 F1=p/q;
12 F2=1/r;
13 F=F1*F2
14 f=ilaplace(F,s,t);
15 z=limit(f,t,0); //initial value theorem
16 z=dbl(z);
17 disp(z,"i(0+)=")

```

Scilab code Exa 1.6.7 final value

```

1 //Caption: final_value
2 // example 1.6.7
3 //page 12
4 //X(s)=100/(s*(s^2+2*s+50))
5 p=poly([100], 's', 'coeff');
6 q=poly([0 50 2 1], 's', 'coeff');
7 F=p/q;
8 syms s
9 x=s*F;
10 y=limit(x,s,0); //final value theorem
11 y=dbl(y)
12 disp(y,"x(inf)=") //result

```

Scilab code Exa 1.6.8 steady state value

```

1 //Caption: steady_state_value

```

```

2 // example 1.6.7
3 //page 12
4 //X(s)=s/(s^2*(s^2+6*s+25))
5 p=poly([0 1], 's', 'coeff');
6 q=poly([0 0 25 6 1], 's', 'coeff');
7 F=p/q;
8 syms s
9 x=s*F;
10 y=limit(x,s,0); //final value theorem
11 y=dbl(y)
12 disp(y,"x(inf)=") //result

```

Scilab code Exa 1.6.9 initial values

```

1 //Caption: initial_values
2 // example 1.6.7
3 //page 13
4 //F(s)=(4*s+1)/(s^3+2*s)
5 s=%s;
6 syms t;
7 F=(4*s+1)/(s^3+2*s)
8 f = ilaplace (F,s,t);
9 y=limit(f,t,0); //initial value theorem
10 y=dbl(y);
11 disp(y,"f(0+)=")
12 // since F'(s)=sF(s)-f(0+) where L(f'(t))=F'(s)=F1
13 F1=(4*s+1)/(s^2+2)
14 f1= ilaplace(F1,s,t);
15 y1=limit(f1,t,0); //initial value theorem
16 y1=dbl(y1);
17 disp(y1,"f_prime(0+)=")
18 // since F''(s)=(s^2)*F(s)-s*f(0+)-f'(0+) where L(f''(t))=F''(s)=F2
19 F2=(s-8)/(s^2+2)
20 f2= ilaplace(F2,s,t);

```

```
21 y2=limit(f2,t,0); //initial value theorem
22 y2=dbl(y2);
23 disp(y2,"f_doubleprime(0+)=")
```

Scilab code Exa 1.6.10 final value

```
1 //Caption: final_value
2 // example 1.6.10
3 //page 13
4 syms t s;
5 F=4/(s^2+2*s)
6 x=s*F
7 x=simple(x)
8 z=limit(x,s,0); //final value theorem
9 z=dbl(z);
10 disp(z,"f(0+)=")
```

Chapter 2

TRANSFER FUNCTIONS

Scilab code Exa 2.4.1 pole zero plot

```
1 //Caption: pole_zero_Plot
2 // example 2.4.1
3 //page 19
4 //transfer function:G(s)=(1/2((s^2+4)*(1+2.5*s))/((s
   ^2+2)*(1+0.5*s)))
5 s=%s;
6 G=syslin('c',(1/2*((s^2+4)*(1+2.5*s))/((s^2+2)
   *(1+0.5*s))));
7 disp(G,"G(s)=");
8 x=plzr(G)
9 xtitle('pole-zero-configuration','Real-part','
   Img-part');
10 // value at s=2
11 a=2;
12 g=(1/2*((a^2+4)*(1+2.5*a))/((a^2+2)*(1+0.5*a)));
13 disp(g,"G(2)=");
```

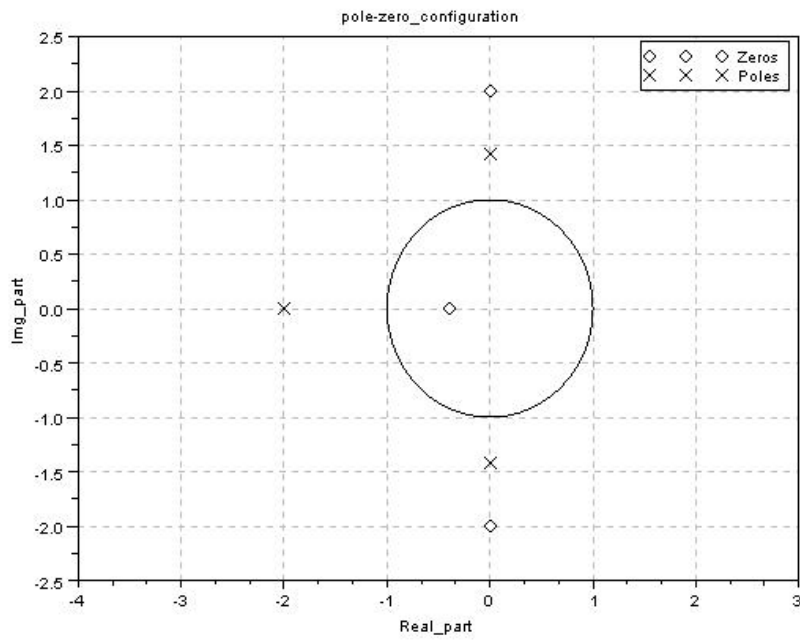


Figure 2.1: pole zero plot

Scilab code Exa 2.4.2 final value

```
1 //Caption: final_value
2 // example 2.4.2
3 //page 20
4 //refer to fig.2.4.2 given on page 20
5 //poles are located at s=0,-2 and -4
6 //zero at s=-3
7 s=%s;
8 syms K;
9 g=syslin('c',((s+3))/(s*(s+2)*(s+4))); //transfer
    function
10 G=K*g; //transfer function
11 disp(G,"G(s)=");
12 //G(s)=3.2 at s=1;
13 //on solving we find K=12
14 K=12;
15 G=K*g;
16 disp(G,"G(s)=")
```

Chapter 3

BLOCK DIAGRAMS

Scilab code Exa 3.2.1 Transfer Function

```
1 //Caption:transfer_function
2 // example 3.2.1
3 //page 32
4 // we have defined parallel and series function
   which we are going to use here
5 //exec parallel.sce;
6 //exec series.sce;
7 syms G1 G2 G3 H1;
8 // shifting take off point after block G2 to a
   position before block G2
9 a= G2*H1;
10 b=parallel(G2,G3);
11 //shifting take off point before (G2+G3) to After (
   G2+G3)
12 c=a/b;
13 m=1;
14 d=b/(1+m*b);
15 e=series(G1,d);
16 y=(e/(1+c*e));
17 y=simple (y);
18 disp (y,"C(s)/R(s)=");
```

check Appendix [AP 2](#) for dependency:

`parallel.sce`

check Appendix [AP 1](#) for dependency:

`series.sce`

Scilab code Exa 3.2.2 Transfer Function

```
1 //Caption:transfer_function
2 // example 3.2.2
3 //page 34
4 // we have defined parallel and series function
   which we are going to use here
5 //exec parallel.sce;
6 //exec series.sce;
7 syms G1 G2 G3 H1;
8 // shifting take off point before block G1 to a
   position after block G1
9 a=G1*H1;
10 b=parallel(G1,G2);
11 c=G3/.a
12 y=series(b,c);
13 y=simple(y);
14 disp(y,"C(s)/R(s)=")
```

check Appendix [AP 2](#) for dependency:

`parallel.sce`

check Appendix [AP 1](#) for dependency:

`series.sce`

Scilab code Exa 3.2.3 Transfer Function

```
1 //Caption: transfer_function
2 // example 3.2.3
3 //page 35
4 // we have defined parallel and series function
   which we are going to use here
5 //exec parallel.sce;
6 //exec series.sce;
7 syms G1 G2 G3 G4 G5 G6 H1 H2;
8 //shift the takeoff point placed before G2 towards
   right side of block G2
9 a= G5/G2;
10 b=parallel(G3,G4);
11 c=series(b,G6);
12 d=parallel(a,c);
13 e=series(G1,G2);
14 l=series(H1,d);
15 g=e/.H2
16 y=g/(1+g*l)
17 y=simple (y);
18 disp(y,"C(s)/R(s)=")
```

check Appendix [AP 2](#) for dependency:

parallel.sce

check Appendix [AP 1](#) for dependency:

series.sce

Scilab code Exa 3.2.4 Transfer Function

```
1 //Caption: transfer_function
2 // example 3.2.4
3 //page 36
```

```

4 // we have defined parallel and series function
   which we are going to use here
5 //exec parallel.sce;
6 //exec series.sce;
7 syms G1 G2 G3 H1 H2;
8 //shift the take off point placed before G1 to after
   block G1
9 a=G3/G1;
10 b=parallel(a,G2);
11 //shift the take off point before block b towards
   right side of same block
12 c=1/b;
13 d=series(H1,c);
14 e=series(G1,b);
15 g=parallel(H2,d);
16 y=e/(1+e*g);
17 y=simple (y);
18 disp(y,"C(s)/R(s)=")

```

check Appendix [AP 2](#) for dependency:

parallel.sce

check Appendix [AP 1](#) for dependency:

series.sce

Scilab code Exa 3.2.5 Transfer Function

```

1 //Caption:transfer_function
2 // example 3.2.5
3 //page 37
4 // we have defined parallel and series function
   which we are going to use here
5 //exec parallel.sce;
6 //exec series.sce;
7 syms G1 G2 G3 H1 H2 H3;

```

```

8 //shift the take off point placed before G3 to after
   block G3
9 a=H3/G3;
10 b=G3/.H2;
11 c=series(G2,b);
12 //shift the summing point after block G1 to before
   block G1
13 d=a/G1;
14 e=G1/.H1;
15 f=series(e,c);
16 y=f/(1+f*d);
17 y=simple (y);
18 disp(y,"C(s)/R(s)=")

```

check Appendix [AP 2](#) for dependency:

parallel.sce

check Appendix [AP 1](#) for dependency:

series.sce

Scilab code Exa 3.2.6 Transfer Function

```

1 //Caption:transfer_function
2 // example 3.2.6
3 //page 38
4 // we have defined parallel and series function
   which we are going to use here
5 //exec parallel.sce;
6 //exec series.sce;
7 syms G1 G2 G3 H1;
8 a=parallel(G1,G3);
9 b=G2/.H1;
10 y=series(a,b);
11 y=simple (y);
12 disp(y,"C(s)/R(s)=");

```

check Appendix [AP 2](#) for dependency:

`parallel.sce`

check Appendix [AP 1](#) for dependency:

`series.sce`

Scilab code Exa 3.2.7 Transfer Function

```
1 //Caption:transfer_function
2 // example 3.2.7
3 //page 39
4 // we have defined parallel and series function
   which we are going to use here
5 //exec parallel.sce;
6 //exec series.sce;
7 syms G1 G2 G3 H1 H2;
8 //shift the take off point placed before G2 to after
   block G2
9 a=G2*H1;
10 //shift the take off point placed before G2 to after
   block G1 and shift the summing point before
   block G2 to before block G2
11 //interchange consecutive summing point and shift
   the take off point placed before H2 to after
   block H2
12 b=G2*H2;
13 c=b*H1;
14 d=parallel(G3,G2);
15 e=1/.b
16 f=series(d,e);
17 g=G1/.a
18 h=series(g,f);
19 y=h/(1-h*c);
```

```
20 y=simple (y);
21 disp(y,"C(s)/R(s)=")
```

check Appendix [AP 2](#) for dependency:

parallel.sce

check Appendix [AP 1](#) for dependency:

series.sce

Scilab code Exa 3.2.8 Transfer Function

```
1 //Caption:transfer_function
2 // example 3.2.8
3 //page 41
4 // we have defined parallel and series function
   which we are going to use here
5 //exec parallel.sce;
6 //exec series.sce;
7 syms G1 G2 G3 G4 G5 H1 H2;
8 //shift the summing point before block G5 towards
   left of block G5
9 a=G2*G5;
10 b=G4/.H1;
11 c=series(G5,H2);
12 d=series(b,G3);
13 e=d/(1+d*c);
14 e=simple(e)
15 f=parallel(G1,a);
16 y=series(f,e);
17 y=simple (y);
18 disp(y,"C(s)/R(s)=");
```

check Appendix [AP 2](#) for dependency:

parallel.sce

check Appendix [AP 1](#) for dependency:

series.sce

Scilab code Exa 3.2.9 Transfer Function

```
1 //Caption:transfer_function
2 // example 3.2.9
3 //page 42
4 // we have defined parallel and series function
   which we are going to use here
5 //exec parallel.sce;
6 //exec series.sce;
7 syms G1 G2 G3 G4 G5 H1 H2 H3;
8 //shift the take off point placed before G3 to after
   block G3
9 a=G5/G3;
10 b=G1/.H1;
11 c=series(b,G2);
12 d=G3/.H2;
13 e=parallel(G4,a);
14 e=simple(e);
15 f=series(c,d);
16 g=series(f,e);
17 g=simple(g);
18 y=g/(1+g*H3);
19 y=simple(y);
20 disp (y,"C(s)/R(s)=");
```

check Appendix [AP 2](#) for dependency:

parallel.sce

check Appendix [AP 1](#) for dependency:

series.sce

Scilab code Exa 3.2.10 Transfer Function

```
1 //Caption:transfer_function
2 // example 3.2.10
3 //page 43
4 // we have defined parallel and series function
   which we are going to use here
5 //exec parallel.sce;
6 //exec series.sce;
7 syms G1 G2 G3 G4 G5 H1 H2 H3;
8 a=parallel(G3,G4);
9 //shift off the take off point before block 'a' to
   after block 'a'
10 b=1/a;
11 d=1;
12 c=G2/(1+G2*d);
13 e=parallel(H1,b);
14 f=series(c,a);
15 g=series(H2,e);
16 h=f/(1+f*g);
17 h=simple(h);
18 i=series(h,G1);
19 y=i/(1+i*H3);
20 y=simple(y);
21 disp(y,"C(s)/R(s)=")
```

check Appendix [AP 2](#) for dependency:

parallel.sce

check Appendix [AP 1](#) for dependency:

series.sce

Scilab code Exa 3.2.11 Transfer Function

```
1 //Caption:transfer_function
2 // example 3.2.11
3 //page 45
4 // we have defined parallel and series function
   which we are going to use here
5 //exec parallel.sce;
6 //exec series.sce;
7 syms G1 G2 G3 G4 H1 H2 H3;
8 a=G4/.H1;
9 //shift the summing point after block G3 towards
   left of block G3
10 b=G2/G3;
11 c=series(a,G3);
12 d=c/(1+c*H2);
13 d=simple(d)
14 //shift the summing point before block G1 towards
   right of block G1
15 e=G1*H3;
16 f=d/(1+d*e);
17 f=simple(f)
18 g=parallel(G1,b);
19 g=simple(g);
20 y=series(g,f)
21 y=simple (y);
22 disp(y,"C(s)/R(s)=" );
```

check Appendix [AP 2](#) for dependency:

parallel.sce

check Appendix [AP 1](#) for dependency:

series.sce

Scilab code Exa 3.2.12 Transfer Function

```

1 //Caption:transfer_function
2 // example 3.2.12
3 //page 47
4 // we have defined parallel and series function
   which we are going to use here
5 //exec parallel.sce;
6 //exec series.sce;
7 syms G1 G2 G3 G4 H1 H2 H3;
8 //shift the summing point before block G1 towards
   right of block G1
9 //shift the summing point after block G3 towards
   left of block G3
10 a=G2/G1
11 b=H3/G3;
12 c=G1/.H1
13 d=G3/.H2
14 e=series(G4,d)
15 //shift the summing point after block e towards left
   of block e
16 g=1/e
17 f=series(a,g);
18 f=simple(f)
19 h=parallel(f,1);
20 h=simple(h)
21 i=e/(1+e*b);
22 i=simple(i)
23 j=series(c,h);
24 y=series(j,i);
25 y=simple (y);
26 disp(y,"C(s)/R(s)=" );

```

check Appendix [AP 2](#) for dependency:

parallel.sce

check Appendix [AP 1](#) for dependency:

series.sce

Scilab code Exa 3.2.13 Transfer Function

```
1 //Caption: transfer_function
2 // example 3.2.13
3 //page 49
4 // we have defined parallel and series function
   which we are going to use here
5 //exec parallel.sce;
6 //exec series.sce;
7 syms G1 G2 G3 G4 H1 H2;
8 //shift the summing point after block H2 towards
   right of block H2
9 //shift the summing point after block H1 towards
   right of block H2
10 a=H1*H2
11 b=parallel(G1,G2)
12 c=G4/.a
13 d=series(G3,c)
14 e=d/(1+d*H2);
15 e=simple(e)
16 f=series(b,e)
17 y=f/(1+f*a);
18 y=simple(y);
19 disp(y,"C(s)/R(s)=");
```

check Appendix [AP 2](#) for dependency:

parallel.sce

check Appendix [AP 1](#) for dependency:

series.sce

Scilab code Exa 3.2.14 Transfer Function

```
1 //Caption:transfer_function
2 // example 3.2.14
3 //page 50
4 // we have defined parallel and series function
   which we are going to use here
5 //exec parallel.sce;
6 //exec series.sce;
7 syms G1 G2 G3 G4 H1 H2 R D;
8 a=parallel(G1,G2)
9 b=G3/.H2
10 c=series(a,b)
11 //inorder to determine C(s)/R(s) consider D=0
12 d=series(c,G4);
13 y=d/(1+d*H1);
14 y=simple(y);
15 disp(y,"C(s)/R(s)=")
16 // now consider R=0 for calculating C(s)/D(s)
17 e=series(c,H1)
18 z=G4/(1+G4*e);
19 z=simple(z);
20 disp(z,"C(s)/D(s)=");
21 x=(y*R)+(z*D);
22 x=simple(x);
23 printf("total output");
24 disp(x,"C(s)")
```

check Appendix [AP 2](#) for dependency:

parallel.sce

check Appendix [AP 1](#) for dependency:

series.sce

Scilab code Exa 3.2.15 Transfer Function

```

1 //Caption:transfer_function
2 // example 3.2.15
3 //page 52
4 // we have defined parallel and series function
   which we are going to use here
5 //exec parallel.sce;
6 //exec series.sce;
7 syms G1 G2 H1 H2 H3 D1 D2 R;
8 a=G2/.H2
9 b=a/(1+a*H3);
10 b=simple(b)
11 //inorder to determine C(s)/R(s) consider D1=0,D2=0
12 c=series(b,G1)
13 y=c/(1+c*H1);
14 y=simple(y)
15 disp(y,"C(s)/R(s)");
16 // now consider R=0,D2=0 for calculating C(s)/D1(s)
17 d=series(G1,H1);
18 z=b/(1+b*d);
19 z=simple(z)
20 disp(z,"D1(s)/R(s)");
21 // now consider R=0,D1=0 for calculating C(s)/D2(s)
22 e=G1*(-H1);
23 f=series(b,e);
24 x=f/(1+f);
25 x=simple(x);
26 disp(x,"D2(s)/R(s)");
27 out=(y*R)+(z*D1)+(x*D2);
28 out=simple(out);
29 disp(out,"C(s)");

```

check Appendix [AP 2](#) for dependency:

parallel.sce

check Appendix [AP 1](#) for dependency:

series.sce

Chapter 4

SIGNAL FLOW GRAPHS

Scilab code Exa 4.3.1 Overall Transmittance

```
1 //Caption:overall_transmittance
2 // example 4.3.1
3 //page 63
4 syms G1 G2 H1;
5 // forward path denoted by P1,P2 and so on and loop
   by L1,L2 and so on
6 //path factor by D1,D2 and so on and graph
   determinant by D
7 L1=-G1*H1;
8 L2=-G2*H1;
9 P1=G1;
10 P2=G2;
11 D1=1;
12 D2=1;
13 D=1-(L1+L2);
14 Y=(P1*D1+P2*D2)/D;
15 Y=simple(Y)
16 disp(Y,"C(s)/R(s)=")
```

Scilab code Exa 4.3.2 Overall Transmittance

```
1 //Caption: overall_transmittance
2 // example 4.3.2
3 //page 64
4 syms G1 G2 H1;
5 // forward path denoted by P1,P2 and so on and loop
   by L1,L2 and so on
6 //path factor by D1,D2 and so on and graph
   determinant by D
7 P1=G1;
8 P2=G2;
9 L1=-G1*H1;
10 D1=1;
11 D2=1;
12 D=1-(L1);
13 Y=(P1*D1+P2*D2)/D;
14 Y=simple(Y);
15 disp(Y,"C(s)/R(s)=")
```

Scilab code Exa 4.4.1 Closed Loop Transfer Function

```
1 //Caption: closed_loop_transfer_function
2 // example 4.4.1
3 //page 64
4 syms G1 G2 G3 H1;
5 // forward path denoted by P1,P2 and so on and loop
   by L1,L2 and so on
6 //path factor by D1,D2 and so on and graph
   determinant by D
7 P1=G1*G3;
8 P2=G2*G3;
9 L1=-G3*H1;
10 D1=1;
11 D2=1;
```

```

12 D=1-(L1);
13 Y=(P1*D1+P2*D2)/D;
14 Y=simple(Y)
15 disp(Y,"C(s)/R(s)=")

```

Scilab code Exa 4.4.2 Overall Gain

```

1 //Caption: overall_gain
2 // example 4.4.2
3 //page 65
4 syms a b c d e f g h
5 // forward path denoted by P1,P2 and so on and loop
   by L1,L2 and so on
6
7 //path factor by D1,D2 and so on and graph
   determinant by D
8 P1=a*b*c*d;
9 P2=a*g;
10 L1=f;
11 L2=c*e;
12 L3=d*h;
13 //nontouching loops are L1L2, L1L3
14 L1L2=L1*L2;
15 L1L3=L1*L3;
16 D1=1;
17 D2=1-L2;
18 D=1-(L1+L2+L3)+(L1L2+L1L3);
19 D=simple(D);
20 Y=(P1*D1+P2*D2)/D;
21 Y=simple(Y);
22 disp(Y,"x5/x1");

```

Scilab code Exa 4.4.3 to find various signal flow graph parameter

```

1 //Caption:
    to_find_various_signal_flow_graph_parameter
2 // example 4.4.3
3 //page 66
4 syms a b c d e f g h i j
5 // forward path denoted by P1,P2 and so on and loop
    by L1,L2 and so on
6 //path factor by D1,D2 and so on and graph
    determinant by D
7 //six independent path
8 P1=a*b*d
9 P2=e*f*h
10 P3=a*j*h
11 P4=e*i*d
12 P5=-e*i*c*j*h
13 P6=-a*j*g*i*d
14 //3 INDIVIDUAL LOOPS
15 L1=-b*c
16 L2=-f*g
17 L3=-i*c*j*g
18 //NON TOUCHING LOOPS
19 L1L2=L1*L2
20 //PATH FACTORS
21 D3=1; D4=1; D5=1; D6=1
22 D1=1-L2
23 D2=1-L1
24 //GRAPH DETERMINANT
25 D=1-(L1+L2+L3)+(L1L2);
26 D=simple(D)
27 disp(D,"graph_determinant=")

```

Scilab code Exa 4.4.4 Transfer function using mason gain formula

```

1 //Caption: transfer_function_using_mason '
    s_gain_formula

```

```

2 // example 4.4.4
3 //page 67
4 syms G1 G2 G3 H1;
5 // forward path denoted by P1,P2 and so on and loop
   by L1,L2 and so on
6 //path factor by D1,D2 and so on and graph
   determinant by D
7 P1=G1*G2*1;
8 P2=G1*G3;
9 L1=G2*(-1);
10 L2=G3*(-1);
11 L3=-G1*G2*H1
12 D1=1;
13 D2=1;
14 D=1-(L1+L2+L3);
15 Y=(P1*D1+P2*D2)/D;
16 Y=simple(Y);
17 disp(Y,"C(s)/R(s)=")

```

Scilab code Exa 4.4.5 Transfer function using mason gain formula

```

1 //Caption:transfer_function_using_mason '
   s_gain_formula
2 // example 4.4.5
3 //page 68
4 syms G1 G2 G3 H1 H2;
5 // forward path denoted by P1,P2 and so on and loop
   by L1,L2 and so on
6 //path factor by D1,D2 and so on and graph
   determinant by D
7 P1=G1*G2;
8 P2=G1*G3;
9 L1=-G2*H2;
10 L2=-G1*G2*H1;
11 L3=G1*G3*(-H2)*G2*(-H1);

```

```

12 L3=simple(L3)
13 D1=1;
14 D2=1;
15 D=1-(L1+L2+L3);
16 D=simple(D)
17 Y=(P1*D1+P2*D2)/D;
18 Y=simple(Y);
19 disp(Y,"C(s)/R(s)=")

```

Scilab code Exa 4.4.6 Transfer function using mason gain formula

```

1 //Caption:transfer_function_using_mason '
   s_gain_formula
2 // example 4.4.6
3 //page 69
4 syms G1 G2 G3 G4 H1 H2;
5 // forward path denoted by P1,P2 and so on and loop
   by L1,L2 and so on
6 //path factor by D1,D2 and so on and graph
   determinant by D
7 // to find C/R consider D=0
8 P1=G1*G3*G4;
9 P2=G2*G3*G4;
10 L1=-G3*H1;
11 L2=-G1*G3*G4*H2;
12 L3=-G2*G3*G4*H2;
13 D1=1;
14 D2=1;
15 D=1-(L1+L2+L3);
16 D=simple(D)
17 Y=(P1*D1+P2*D2)/D;
18 Y=simple(Y);
19 disp(Y,"C(s)/R(s)=")

```

Scilab code Exa 4.4.7 Transfer function using mason gain formula

```
1 //Caption:transfer_function_using_mason '
   s_gain_formula
2 // example 4.4.7
3 //page 70
4 syms G1 G2 G3 H1;
5 // forward path denoted by P1,P2 and so on and loop
   by L1,L2 and so on
6 //path factor by D1,D2 and so on and graph
   determinant by D
7 P1=G1*G3*G4;
8 P2=G1*(-G2);
9 L1=G3*G4*(-1);
10 L2=G1*G3*H1*(-1);
11 L3=G1*G3*H1*(-1);
12 L4=G1*(-G2)*(-1)*G3*H1*(-1);
13 L5=G1*(-G2)*(-1)*G3*H1*(-1);
14 L4=simple(L4);
15 L5=simple(L5);
16 D1=1;
17 D2=1;
18 D=1-(L1+L2+L3+L4+L5);
19 D=simple(D)
20 Y=(P1*D1+P2*D2)/D;
21 Y=simple(Y);
22 disp(Y,"C(s)/R(s)=")
```

Scilab code Exa 4.4.8 Transfer function using mason gain formula

```
1 //Caption:transfer_function_using_mason '
   s_gain_formula
```

```

2 // example 4.4.8
3 //page 70
4 syms G1 G2 G3 G4 G5 H1 H2;
5 // forward path denoted by P1,P2 and so on and loop
   by L1,L2 and so on
6 //path factor by D1,D2 and so on and graph
   determinant by D
7 P1=G1*G2*G4;
8 P2=G2*G3*G5;
9 P3=G3;
10 L1=-G4*H1;
11 L2=-G2*G4*H2;
12 L3=-G2*G5*H2;
13 D1=1;
14 D2=1;
15 D3=1-L1;
16 D=1-(L1+L2+L3);
17 D=simple(D)
18 Y=(P1*D1+P2*D2+P3*D3)/D;
19 Y=simple(Y);
20 disp(Y,"C(s)/R(s)=")

```

Scilab code Exa 4.4.9 Overall Transfer Function

```

1 //Caption:overall_transfer_function
2 // example 4.4.9
3 //page 71
4 // we have defined parallel and series function
   which we are going to use here
5 exec parallel.sce;
6 exec series.sce;
7 syms G1 G2 G3 G4 H5 H1 H2;
8 //shift the SUMMING point locsted after G3 towards
   left of block G3
9 a=G2/.H1;

```

```

10 b=G5/G3;
11 c=parallel(a,b);
12 c=simple(c);
13 d=G3/.H2;
14 e=series(G1,c);
15 f=series(e,d);
16 y=series(G4,f);
17 y=simple (y);
18 disp(y,"C(s)/R(s)=")

```

Scilab code Exa 4.4.10 Transfer function using mason gain formula

```

1 //Caption:transfer_function_using_mason '
   s_gain_formula
2 // example 4.4.10
3 //page 72
4 syms G1 G2 G3 G4 G5 H1 H2;
5 // forward path denoted by P1,P2 and so on and loop
   by L1,L2 and so on
6 //path factor by D1,D2 and so on and graph
   determinant by D
7 P1=G1*G2*G3*G4;
8 P2=G1*G5*G4;
9 L1=-G2*H1;
10 L2=-G3*H2;
11 D1=1;
12 D2=1;
13 D=1-(L1+L2);
14 D=simple(D)
15 Y=(P1*D1+P2*D2)/D;
16 Y=simple(Y);
17 disp(Y,"C(s)/R(s)=")

```

Chapter 5

MODELLING A CONTROL SYSTEM

Scilab code Exa 5.9.4 Calculate Reference Voltage Vr

```
1 //Caption: calculate_reference_voltage_Vr
2 //example 5.9.4
3 //page 102
4 exec series.sce;
5 A=2//amplifier
6 K=10//motor_field
7 N=100//speed
8 tg=0.1//tacho_generator
9 a=series(A,K);
10 b=a/.tg;
11 disp(b,"N/Vr=");
12 //since N=100
13 Vr=N*(1/b);
14 disp(Vr,"reference_voltage=");
```

check Appendix [AP 1](#) for dependency:

series.sce

Scilab code Exa 5.9.5 Calculate Reference Voltage Vr

```
1 //Caption: calculate_reference_voltage_Vr
2 //example 5.9.5
3 //page 102
4 exec series.sce;
5 Vt=250//output_voltage
6 Rf=100//field_winding_resistance
7 Kg=500//generator_constant
8 A=2//amplifier
9 Vf=0.4//
    fraction_of_output_voltage_compared_with_reference_voltage

10 a=1/Rf;
11 b=series(A,a);
12 c=series(b,Kg);
13 d=c/.Vf;
14 disp(d,"Vt/Vr=");
15 //since Vt=250
16 Vr=Vt*(1/d);
17 disp(Vr,"reference_voltage=");
```

check Appendix [AP 1](#) for dependency:

series.sce

Scilab code Exa 5.9.6 Calculate Gain of Amplifier Ka

```
1 //Caption: calculate_gain_of_amplifier_Ka
2 //example 5.9.6
3 //page 103
4 //steady state equations:  $E_i=V_t+I_l*R_a$  and  $V_t=I_l*R_l$ 
5 //where  $V_t$ =output_voltage,  $R_l$ =load_resistance,  $R_a$ =
    armature_resistance,  $I_l$ =load_current,
6 syms Rl Ra Ka Er e;
7 Ei=450;
```

```

8 If=1.5; //field current
9 Kg=Ei/If; //generator_emf_constant
10 Vt=400;
11 //from steady state eq. we get : Vt/Ei=Rl/(Rl+Ra)
12 a=Rl/(Rl+Ra);
13 a=Vt/Ei;
14 c=(Kg*a);
15 G=(Ka*c);
16 H=0.1;
17 //transfer function relating erroe 'e' and the
    reference voltage 'Er' is e/Er=1/(1+GH)
18 b=e/Er;
19 b=1/(1+G*H);
20 e=Vt*H*.02 ; //since allowable error is 2%
21 Er=(Vt*H)+e;
22 //since e/Er=1/(1+G*H), on putting value of e,Er,G
    and H and solving we get
23 Ka=1.89;
24 disp(Ka," gain_of_amplifier_Ka=");

```

Scilab code Exa 5.9.7 Transfer Function of Generator

```

1 //Caption: transfer_function_of_generator
2 //example 5.9.7
3 //page 105
4 syms E Vf Kg R L
5 s=%s;
6 //generator_field_constant_Kg=delta(e)/delta(If)
7 Kg=50/2;
8 L=2; //field_inductance
9 R=200; //field_resistance
10 //transfer function is given by : E/Vf=(Kg/R+s*L)
11 a=Kg/(R+s*L);
12 disp(a,"E(s)/Vf(s)=");

```

Scilab code Exa 5.9.8 Overall Transfer Function of given System

```
1 //Caption: overall_transfer_function_of_given_system
2 //example 5.9.8
3 //page 105
4 syms Rf Ra Kb Jm Lf La Kg Kt J1 s
5 Rf=1000; //field_resistance
6 Lf=100; //field_inductanc
7 Kg=1000; //generator_field_constant
8 Ra=20; //armature_resistance
9 La=0.1; //armature_inductance
10 Kt=1.2; //motor_torque_const
11 Kb=1.2; //motor_back_emf_const
12 J1=0.00003; //moment_of_inertia
13 Jm=0.00002; //coeff_of_viscous_friction
14 a=Kt/(Ra+s*La);
15 b=1/((Jm+J1)*s);
16 c=(a*b);
17 d=c/(1+c*Kb);
18 e=Kg/(Rf+s*Lf);
19 f=(d*e);
20 f=simple(f)
21 disp(f," wss(s)/Vf(s)=");
22
23 //steady state value
24 disp("under steady state condition , on putting s=0
      in expression f ,we get:")
25 disp(" Vf=1.2*wss")
```

Scilab code Exa 5.9.9 Overall Transfer Function of given System

```
1 //Caption: overall_transfer_function_of_given_system
```

```

2 //example 5.9.9
3 //page 107
4 syms Ka Ke Kt J f N1 N2
5 s=%s;
6 Ke=10; //error_detector_gain
7 Ka=100; //amplifier_transconductance
8 Kt=.0005; //motor_torque_const
9 J=.0000125; //moment_of_inertia
10 f=.0005; //coeff_of_viscous_friction
11 g=N1/N2;
12 g=1/20;
13 a=(Ka*Ke);
14 b=(a*Kt);
15 c=1/(J*s^2+f*s);
16 d=(c*b);
17 e=(g*d);
18 h=e/(1+e);
19 disp(h, "C(s)/R(s)="); //result

```

Scilab code Exa 5.9.10 Overall Transfer Function of given System

```

1 //Caption: overall_transfer_function_of_given_system
2 //example 5.9.10
3 //page 108
4 syms Ra Kt Jm fm Kb
5 //where Ra=armature_resistance; Kt=
    motor_torque_const; Jm=moment_of_inertia; fm=
    coeff_of_viscous_friction; Kb=
    motor_back_emf_const
6 s=%s;
7 a=Kt/(s*Ra*(s*Jm+fm));
8 a=simple(a);
9 b=s*Kb;
10 c=a/(1+a*b);
11 c=simple(c);

```

```

12 disp(c,"Q(s)/V(s)="); // overall_transfer_function
13 Kt=0.183;Kb=0.183;Ra=4.8;Jm=.004;fm=0.0015;
14 a=Kt/(s*Ra*(s*Jm+fm));
15 b=s*Kb;
16 c=a/(1+a*b);
17 disp(c,"Q(s)/V(s)="); //
    overall_transfer_function_after substituting
    value in above equation

```

Scilab code Exa 5.9.11 Overall Transfer Function of given System

```

1 //Caption:
    overall_transfer_function_of_positional_control_system

2 //example 5.9.11
3 //page 109
4 syms Ka Ke Kb Kt Jeq feq Ra N1 N2
5 //where Ka=amplifier_gain; Ke=error_detector_gain;
    Kb=motor_back_emf_const; Kt=motor_torque_const;
    Ra=armature_resistance; Jeq=moment_of_inertia;
    feq=coeff_of_viscoous_friction;
6 s=%s;
7 Kt=.0001;Ra=0.2;Jeq=.0001;feq=.0005;Ka=10;Ke=2;Kb
    =0.0001;f=0.1;
8 a=(Ka*Ke); // in series
9 b=Kt/(s*Ra*(Jeq*s+feq));
10 c=b/(1+b*s*Kb);
11 d=(a*c); // in series
12 f=0.1;
13 g=(d*f); // in series
14 h=g/(1+g);
15 disp(h,"C(s)/R(s)="); //
    overall_transfer_function_after substituting
    value in above equation

```

Scilab code Exa 5.9.12 Overall Transfer Function of given System

```
1 //Caption: overall_transfer_function_of_given_system
2 //example 5.9.12
3 //page 111
4 syms Ka Ke Kf Rf Lf Jeq feq N1 N2
5 //where Ka=amplifier_gain; Ke=error_detector_gain;
   Kf=motor_torque_const; Rf=field_resistance; Lf=
   field_inductance Jeq=moment_of_inertia; feq=
   coeff_of_viscous_friction;
6 s=%s;
7 d=N1/N2;
8 Ka=10; Ke=8; Kf=0.05; Rf=5; Lf=0.25; Jeq=0.05; feq
   =0.075; d=0.1;
9 a=(Ka*Ke);
10 b=Kf/(Rf+s*Lf);
11 c=1/(s*(Jeq*s+feq));
12 g=(b*c) //in series
13 h=(g*a) //in series
14 i=(h*d) //in series
15 j=i/(1+i);
16 disp(j,"C(s)/R(s)=");
```

Scilab code Exa 5.9.13 Overall Transfer Function of Two Phase ac Motor

```
1 //Caption:
   overall_transfer_function_of_two_phase_ac_motor
2 //example 5.9.13
3 //page 113
4 syms Ka K Ktg Jeq feq N1 N2 m
5 //where Ka=amplifier_gain; Ktg=tachometer_gain_const
   Jeq=moment_of_inertia; feq=
```

```

    coeff_of_viscous_friction ;
6  s=%s;
7  //from torque characteristics m and K are determined
8  Ka=20; K=0.0012; Ktg=0.2; Jeq=0.00015; feq=0.0001;m
    =-0.0003;
9  a=K/(Jeq*s+(feq-m));
10 b=N1/N2;
11 b=0.1;
12 c=(Ka*a) // in series
13 d=(c*b) // in series
14 e=d/(1+Ktg*d);
15 disp(e,"C(s)/R(s)="); //overall_transfer_function

```

Scilab code Exa 5.9.14 Transfer Function Of Motor

```

1 //Caption:transfer_function_of_motor
2 //example 5.9.14
3 //page 114
4 syms Kt Kb Ra La J
5 //where Ka=amplifier_gain; Kt=motor_torque_const; Ra
    =armature_resistance; La=armature_inductor; J=
    moment_of_inertia
6 s=%s;
7 //since there are two inputs Va(s)and Tl(s).If Va(s)
    is held at fixed value then only effect of Tl(s)
    is considered and Va(s)is taken as Zero.
8 a=(Kt*Kb)/(Ra+s*La)
9 b=1/J*s
10 c=b/(1+b*a);
11 disp(-c,"Wm(s)/Tl(s)="); //negative sign indicates
    that an increase in Tl decreases Wm
12 Kb=9.55;Kt=9.55;Ra=0.75;La=0.005;J=50;
13 a=(Kt*Kb)/(Ra+s*La)
14 b=1/(J)*(1/(s))
15 c=b/(1+b*a);

```



```
16 disp(-c, "Wm(s)/Tl(s)="); //after putting values
```

Chapter 6

TIME RESPONSE ANALYSIS OF CONTROL SYSTEMS

Scilab code Exa 6.10.1 time response for step function

```
1 //Caption:time_response_for_step_function
2 //example 6.10.1
3 //page 170
4 // we have defined parallel and series function
   which we are going to use here
5 exec parallel.sce;
6 exec series.sce;
7 s=%s;
8 syms t;
9 a=4/(s*(s+4))
10 b=s+1.2
11 c=s+0.8
12 d=a/(1+a)
13 e=parallel(b,c)
14 f=d/.e;
15 disp(f,"C(s)/R(s)="); //transfer function
16 //since input:r(t)=2, so R(s)=2/s;//
   step_function_of_magnitude_2
17 g=f*(2/s);
```

```

18 disp(g,"C(s)=");
19 [A]=pfs(8/(s*(s+2)*(s+6)))
20 F=ilaplace((8/(s*(s+2)*(s+6))),s,t);
21 disp(F,"
    time_response_for_step_function_of_magnitude_2 , f(
    t)=")

```

Scilab code Exa 6.10.2 Time Response for unit Impulse and Step function

```

1 //Caption:
    time_response_for_unit_impulse_and_step_function
2 //example 6.10.2
3 //page 171
4 //G(s)=(4*s+1)/4*(s^2);H(s)=1;
5 clc;
6 s=%s;
7 syms t;
8 G=(4*s+1)/(4*(s^2))//G(s)
9 b=1;
10 a=G/.(b);
11 disp(a,"C(s)/R(s)=");
12 //for unit impulse response R(s)=1 ; so C(s)=a;
13 disp("for unit impulse response R(s)=1 ; so C(s)=a;"
    )
14 disp(a,"C(s)=");
15 c=ilaplace(a,s,t);
16 disp(c,"c(t)=");
17 //for unit step response R(s)=1/s
18 disp('for unit step response R(s)=1/s , so ');
19 d=a*(1/s);
20 disp(d,"C(s)=");
21 e=ilaplace(d,s,t);
22 disp(e,"c(t)=");

```

Scilab code Exa 6.10.3 Time Response for Unit Step Function

```
1 //Caption:time_response_for_unit_step_function
2 //example 6.10.3
3 //page 172
4 //G(s)=2/(s*(s+3))
5 clc;
6 s=%s;
7 syms t;
8 G=2/(s*(s+3)) //G(s)
9 b=1;
10 a=G/.(b);
11 disp(a,"C(s)/R(s)=");
12 disp('for unit step response R(s)=1/s');
13 d=a*(1/s);
14 disp(d,"C(s)=");
15 e=ilaplace(d,s,t);
16 disp(e,"c(t)=");
```

Scilab code Exa 6.10.4 Time Response for Unit Step Function

```
1 //Caption:time_response_for_unit_step_function
2 //example 6.10.4
3 //page 172
4 s=%s;
5 syms t;
6 a=(s+4);
7 b=1/(s*(s+2));
8 c=(a*b); //in series
9 d=0.5;
10 e=c/.d
11 f=1;
```

```

12 g=e/.f;
13 disp(g,"C(s)/R(s)=");
14 disp('for unit step response R(s)=1/s, so');
15 h=g*(1/s);
16 disp(h,"C(s)=");
17 [A]=pfs(h);
18 A(1)=(1/s)
19 F1=ilaplace(A(1),s,t)
20 //A(2) can be written as: A(2)=a1+a2
21 a1=-1/(4*(6+3.5*s+s^2));
22 a2=(-(s+1.75)/(6+3.5*s+s^2));
23 F2=ilaplace(a1,s,t);
24 F3=ilaplace(a2,s,t);
25 //now multiplying by their coefficient
26 F1=(2/3)*F1;
27 F2=(1/6)*F2;
28 F3=(2/3)*F3;
29 //after adding F1,F2 and F3 and simplyfying we get
    time response which is denoted by 'c(t)'
30 disp('c(t)=((2-(%e^(-1.75*t))*(2*cos(1.71*t)-0.29*sin
    (1.71*t))))/3'); //time_response

```

Scilab code Exa 6.10.5 Calculate ω_n zeta ω_d t_p M_p

```

1 //Caption: calculate  $\omega_n$  , zeta ,  $\omega_d$  ,  $t_p$  ,  $M_p$ 
2 //example 6.10.5
3 //page 174
4 //given  $G(s)=20/(s+1)*(s+2)$ 
5 clc;
6 s=%s;
7 G=syslin('c',[20/((s+1)*(s+5))]) //G(s): transfer
    function in forward path
8 H=1; //backward path transfer function
9 a=G/.H //closed loop transfer function
10 b=denom(a)

```

```

11 c=coeff(b)
12 //Wn^2=c(1,1)
13 Wn=sqrt(c(1,1))//natural frequency
14 disp(Wn,"natural frequency ,Wn=")
15 //2*zeta*Wn=c(1,2)
16 zeta=c(1,2)/(2*Wn)//damping ratio
17 disp(zeta,"damping ratio ,zeta=")
18 Wd=Wn*sqrt(1-zeta^2)//damped frequency
19 disp(Wd,"damping ratio ,Wd=")
20 Tp=%pi/Wd//peak time
21 disp(Tp,"peak time ,Tp=")
22 Mp=(exp(-(zeta*%pi)/sqrt(1-zeta^2)))*100//max.
    overshoot
23 disp(Mp,"max overshoot ,Mp=")
24 t=(2*%pi)/(Wn*sqrt(1-zeta^2))//period of oscillation
25 disp(t,'time at which first overshoot occurs=')
26 disp(t,"period of oscillation ,t=")
27 ts=4/(zeta*Wn)//settling time
28 disp(ts,"settling time ,ts=")
29 N=Wd/(2*%pi)*ts//no. of oscillations completed
    before reaching steady state
30 disp(N,"no. of oscillations completed before
    reaching steady state ,N=")

```

Scilab code Exa 6.10.6 Time Response

```

1 //Caption:time_response
2 //example 6.10.6
3 //page 174
4 //Kt=torque constant ,J=moment of inertia ,f=coeff. of
    viscous friction
5 clc;
6 syms Kt J f t
7 s=%s;
8 Kt=360 , J=10 , f=60

```

```

 9 b=1/(J*s^2+f*s);
10 G=(Kt*b) //in series
11 H=1;//backward path transfer function
12 cl=G/.H;//closed_loop_transfer_function
13 d=denom(cl)/10;//taking 10 common from numerator and
    denominator for simplifying
    closed_loop_transfer_function
14 f=numer(cl)/10;
15 CL=f/d;//
    closed_loop_transfer_function_after_simplifying
16 printf("overall transfer function= \n");
17 disp(CL,"C(s)/R(s)=");
18 //given R(s)=(50*(%pi/180))*(1/s);
19 R=(50*(%pi/180))*(1/s);
20 C=R*CL;
21 e=coeff(d)
22 //Wn^2=e(1,1)
23 Wn=sqrt(e(1,1))//natural frequency
24 //2*zeta*Wn=c(1,2)
25 zeta=e(1,2)/(2*Wn)//damping ratio
26 //c(t):time_response_expression
27 c=(5*%pi/18)*(1-(exp(-zeta*Wn*t)*sin(Wn*sqrt(1-zeta
    ^2)*t+atan(sqrt(1-zeta^2)/zeta)))/sqrt(1-zeta^2))
    ;
28 c=float(c)
29 disp(c,"c(t)=")

```

Scilab code Exa 6.10.7 determine factor by which K should be reduced

```

1 //caption:
    determine_factor_by_which_K_should_be_reduced
2 //example 6.10.7
3 //page 175
4 syms T K //K=forward_path_gain ,T=time_constant
5 s=%s;

```

```

6 G=K/(s*(s*T+1));
7 G=simple(G);
8 printf("the_forward_path_transfer_function: \n" );
9 disp(G,"G(s)=");
10 H=1;//backward path transfer function
11 CL=G/.H;
12 CL=simple(CL);
13 printf("the_overlall_transfer_function: \n" );
14 disp(CL,"C(s)/R(s)=");
15 printf("the_characterstic_equation_is:\n ");
16 disp("s^2+s/T+K/T=0");
17 //from char. eq. we get  $\omega_n^2=K/T$  and  $2*\zeta*\omega_n=1/T$ ,
    so
18  $\omega_n=\text{sqrt}(K/T)$ ;//natural frequency
19  $\zeta=(1/2)*\text{sqrt}(1/K*T)$ 
20 //let K1 be forward path gain when Mp1=60% and zeta1
    be corresponding damping factor
21 syms K1 K2 zeta1 zeta2
22 Mp1=(exp(-(zeta1*pi)/sqrt(1-zeta1^2)))*100//max.
    overshoot
23 //on solving we get :
24 zeta1=0.158
25 //similarly let K2 be forward path gain when Mp2=20%
    and zeta2 be corresponding damping factor , which
    gives
26 zeta2=0.447
27 //assuming time const. T to be const. we get
28 k=(K1/K2);
29 k=(zeta1/zeta2)^2;
30 disp(k,"K1/K2=");

```

Scilab code Exa 6.10.8 Determine Steady State Speed and Error

```

1 //caption:determine_steady_state_speed_and_error
2 //example 6.10.8

```



```

3 //page 176
4 //Tm=torque constant ,J=moment of inertia ,f=coeff. of
   viscous friction , E=error detector gain
5 syms Tm J f t E s
6 Tm=75; J=10; f=5; E=1;
7 a=(Tm*E);
8 b=1/(J*s+f);
9 c=(a*b);
10 H=1; //backward path transfer function
11 CL=c/.H;
12 printf(" the overlall_transfer_function: \n" );
13 disp(CL, "Wo(s)/Wr(s)=");
14 //since Wr(s)=(2*pi)*(1/s)
15 q=bfloat((2*pi),2)
16 Wr=q*(1/s)
17 Wo=CL*Wr;
18 wo=ilaplace(Wo,s,t)
19 printf(" expression_relatng_load_speed_and_time:\n")
   ;
20 disp(wo, "wo(t)=");
21 a=Wo*s
22 Woss=limit(a,s,0); //steady state speed
23 Woss=dbl(Woss);
24 disp(Woss, "steady state speed=");
25 We=Wr*(10*s+5)/(10*s+80);
26 Wess=limit(s*We,s,0); //steady state error
27 Wess=dbl(Wess);
28 disp(Wess, "steady state error=");

```

Scilab code Exa 6.10.9 determine J f K

```

1 //caption:determine_J , f ,K
2 //example 6.10.9
3 //page 178
4 //J=moment of inertia ,f=C,K=forward path gain ,Wn=

```

```

        natural frequency , zeta=damping ratio
5 syms J f K s zeta Wn
6 CL=1/(J*s^2+f*s+K);
7 printf("given:transfer function is:\n");
8 disp(CL,"theta(s)/T(s)=");
9 T=10*(1/s);
10 theta=T*CL;
11 theta_ss=limit(s*theta,s,0)//steady_state_value
12 printf("given:theta_ss=0.5\n so K=10/0.5");
13 theta_ss=0.5;
14 K=10/theta_ss;
15 disp(K,"forward path gain ,K=");
16 Mp=0.06;//max.peak overshoot (given)-----(1)
17 Mp=exp((-zeta*pi)/sqrt(1-zeta^2))//-----(2)
18 //from eq. (1) and (2), we get
19 zeta=0.66;
20 tp=%pi/(Wn*(sqrt(1-zeta^2)));//-----(3)
21 tp=1//(given)
22 Wn=%pi/(tp*sqrt(1-zeta^2));
23 //also Wn=sqrt(K/J);
24 J=K/Wn^2;
25 //also 2*zeta*Wn=f/J
26 f=J*2*zeta*Wn;
27 disp(J,"moment of inertia ,J=");
28 disp(f,"moment of inertia ,f=");

```

Scilab code Exa 6.10.10 Determine Transfer Function Wn zeta

```

1 //caption:determine_transfer_function ,Wn, zeta
2 //example 6.10.10
3 //page 179
4 //J=moment of inertia ,f=C,Ke=error detector gain ,Wn=
    natural frequency , zeta=damping ratio ,Km=torque
    constant
5 syms J f s

```

```

6 Ke=5.73;
7 Km=0.045;
8 n=sym('N1/N2')
9 n=subs(n,'N1/N2',1/10);
10 J=0.25*float(n^2); //referred to motor side
11 f=1*float(n^2); //referred to motor side
12 //from the block diagram given in fig 6.10.6 on page
    179,
13 a=(Ke*Km)
14 b=1/(J*s^2+f*s)
15 c=(b*float(a))
16 G=(n*c);
17 G=simple(G)
18 H=1;
19 d=(1+G*H);
20 d=simple(d);
21 CL=G/d;
22 CL=simple(CL)
23 disp(CL,"C(s)/R(s)=");
24 e=poly([328800 127516 31879], 's', 'coeff')
25 printf("the characterstics eq. is:\n");
26 disp(e);
27 f=coeff(e)
28 Wn=sqrt((f(1,1)/f(1,3))) //natural_frequency
29 zeta=((f(1,2)/f(1,3))/(2*Wn)) //damping_ratio
30 //part(b)
31 syms Td
32 g=1+s*Td
33 h=(g*G)
34 i=1+h*H
35 i=simple(i);
36 CL2=(h/i)
37 CL2=simple(CL2);
38 disp(CL2,"C(s)/R(s)=");
39 poly(0, 's');
40 l=s^2+(10.32*Td+4)*s+10.32;
41 printf("on simplyfying the characterstics eq. is:");
42 disp(float(l));

```

```

43 Wn1=sqrt(10.32)//natural_frequency
44 //2*zeta1*Wn1=10.32*Td+4
45 zeta1=1;//as damping is critical
46 Td=(2*zeta1*Wn1-4)/10.32;
47 disp(Td,"time const. of advanced phase circuit ,Td=")
    ;

```

Scilab code Exa 6.10.11 Determine Characteristics eq and Steady State Error

```

1 //caption:
    determine_characterstics_eq_and_steady_state_error

2 //example 6.10.11
3 //page 181
4 //J=moment of inertia ,f=C,K=controller gain ,Wn=
    natural frequency , zeta=damping ratio
5 syms f J K Kt
6 s=%s;
7 A=sym((1/(J*s^2+f*s)));
8 J=250;
9 K=8*10^4;
10 B=eval(A)
11 a=(K*B);
12 H1=s*Kt;
13 b=(1+a*H1);
14 b=simple(b);
15 CL1=a/b;
16 CL1=simple(CL1);
17 H=1;
18 c=1+CL1*H;
19 c=simple(c);
20 CL=CL1/c
21 CL=simple(CL);
22 disp(CL,"C(s)/R(s)=");
23 Wn=sqrt(80000/250)//natural_frequency

```

```

24 //2*zeta*Wn=(80000*Kt+f)/250
25 zeta=1;//for critical damping
26 d=2*zeta*Wn;
27 v=[320 d 1];
28 CH=poly(v, 's', 'coeff');
29 r=float(5*2*%pi/60);
30 //steady state error for unit ramp input is:Ess= (2*
    zeta/Wn)
31 Ess=(2*zeta/Wn)*r;
32 disp(Ess, "steady_state_error=");

```

Scilab code Exa 6.10.12 determine ω_n , ω_d , ζ and steady state error

```

1 //caption:determine_Wn,Wd,
    zeta_and_steady_state_error
2 //example 6.10.12
3 //page 182
4 clc;
5 s=%s;
6 G=sym('25/(s*(s+5))');
7 G=simple(G);
8 H=1;
9 CL=G/.H;
10 CL=simple(CL);
11 disp(CL,"C(s)/R(s)=");
12 printf("the char. eq is:")
13 disp("s^2+5*s+25")
14 Wn=sqrt(25)//natural_frequency
15 //2*zeta*Wn=5
16 zeta=5/(2*Wn);//damping_ratio
17 d=zeta*Wn;//damping_factor
18 z=sqrt(1-zeta^2);
19 Wd=Wn*z;//damped_frequency_of_oscillation
20 Mp=exp((-zeta*%pi)/z)*100;//%max.peak_overshoot
21 //steady state error for unit ramp input is:Ess= (2*

```

```

    zeta/Wn)
22 Ess=(2*zeta/Wn); //steady state error
23 disp(" part(a):")
24 disp(Wn," natural_frequency ,Wn=");
25 disp(zeta," damping ratio ,zeta=");
26 disp(Wd," damped_frequency_of_oscillation ,Wd=");
27 disp(Mp," %_max.peak_overshoot ,Mp=");
28 disp(Ess," steady state error ,Ess=");
29 //if damping ratio is increased from 0.5 to 0.75 by
    incorporating tachometer feedback
30 zeta=0.75;
31 H1=sym('s*Kt') //tachometer_feedback
32 CL1=G/(1+G*H1);
33 CL1=simple(CL1);
34 CL2=CL1/(1+H*CL1);
35 CL2=simple(CL2);
36 disp(CL2," C(s)/R(s)=");
37 Wn=sqrt(25);
38 //2*zeta*Wn=25*Kt+5;
39 Kt=(2*zeta*Wn-5)/25; //tachometer_gain
40 Mp1=exp((-zeta*pi)/sqrt(1-zeta^2))*100; //
    %_peak_overshoot
41 disp(" After applying tachometer feedback:")
42 disp(Kt," tachometer_gain ,Kt=");
43 disp(Mp1," %_peak_overshoot ,Mp1=");

```

Scilab code Exa 6.10.13 determine K t_s t_p and M_p

```

1 //caption:determine_K ,ts ,tp ,Mp
2 //example 6.10.13
3 //page 184
4 clc;
5 syms K;
6 s=%s;
7 G=sym('K/(s*(s+6))');

```

```

8 H=0.2;
9 CL=G/(1+G*H);
10 CL=simple(CL);
11 Wn=sqrt(K/5)
12 zeta=0.7//(given) damping ratio
13 //2*zeta*Wn=6
14 Wn=6/(2*zeta);
15 K=Wn^2*5;
16 ts=4/(zeta*Wn); //settling_time
17 Mp=exp((-zeta*pi)/sqrt(1-zeta^2))*100; //
    %_peak_overshoot
18 tp=%pi/(Wn*sqrt(1-zeta^2)); //peak_time
19 disp(Wn,"natural_frequency ,Wn=");
20 disp(Mp,"%max. peak_overshoot ,Mp=");
21 disp(ts,"settling_time ,ts=");
22 disp(tp,"peak_time ,tp=");

```

Scilab code Exa 6.10.14 determine Mp Ess and steady state value

```

1 //caption:determine_Mp ,Ess_and_steady_state_value
2 //example 6.10.14
3 //page 185
4 //there are two inputs: R(s) is reference input and
    Tl(s)is load torque
5 clc;
6 s=%s;
7 A=sym('1/(0.15*s^2+0.9*s)');
8 K=6;
9 //while considering R(s),we take Tl(s)=0
10 G=(A*K); //in series
11 H=1;
12 CL=G/(1+G*H);
13 CL=simple(CL);
14 disp(CL,"C(s)/R(s)=");
15 Wn=sqrt(40); //natural_frequency

```

```

16 //2*zeta*Wn=6
17 zeta=6/(2*Wn); //damping ratio
18 Mp=exp((-zeta*pi)/sqrt(1-zeta^2))*100; //
    %_peak_overshoot
19 //steady state error for unit ramp input is:Ess= (2*
    zeta/Wn)
20 Ess=(2*zeta/Wn); //steady state error
21 disp(Mp, "%_peak_overshoot=");
22 disp(Ess, "steady state error=");
23 printf("Now considering effect of Tl(s), put R(s)=0\n
    ");
24 H=6;
25 CL1=A/(1+A*H);
26 CL1=simple(CL1);
27 disp(CL1, "C(s)/-Tl(s)="); // -ve sign indicates output
    position lags behind the input
28 Tl=1/s; //given
29 C=-Tl*CL1;
30 Css=limit(s*C,s,0);
31 disp(Css, "steady state value of output=");

```

Scilab code Exa 6.10.16 determine Wn zeta and M

```

1 //caption:determine_Wn , zeta_and_Mp
2 //example 6.10.16
3 //page 187
4 s=%s;
5 num=1;
6 den=sym('s*(1+0.5*s)*(1+0.2*s)');
7 c=num/den;
8 c=simple(c);
9 disp(c, "C(s)/E(s)=");
10 G=c;
11 H=1;
12 CL=G/(1+G*H);

```



```

13 CL=simple(CL);
14 disp(CL,"C(s)/R(s)=");
15 A=pfss((10/(s^3+7*s^2+10*s+10)));
16 d=denom(A(1));
17 b=coeff(denom(A(1)))
18 printf("for oscillatory roots:")
19 Wn=sqrt(b(1,1)); // natural_frequency
20 //2*zeta*Wn=1.5;
21 zeta=1.5/(2*Wn); //damping ratio
22 Mp=exp((-zeta*pi)/sqrt(1-zeta^2))*100; //
    %_peak_overshoot
23 disp(Wn," natural_frequency=");
24 disp(zeta," damping ratio=");
25 disp(Mp," %_peak_overshoot=");

```

Scilab code Exa 6.10.17 determine Kp Kv and Ka

```

1 //caption:determine_Kp_Kv_Ka
2 //example 6.10.17
3 //page 188
4 s=%s;
5 syms t;
6 num=sym('2*(s^2+3*s+20)');
7 den=sym('s*(s+2)*(s^2+4*s+10)');
8 GH=num/den;
9 GH=simple(GH);
10 disp(GH,"G(s)H(s)=");
11 input1=5;
12 Kp=limit(GH,s,0); //static positional error
    coefficient
13 Ess=5*(1/(1+Kp)); //steady state error
14 e=(1/(%inf+1));
15 e=0;
16 Ess=e;
17 disp(Kp,"static positional error coefficient=");

```

```

18 disp(Ess,"steady state error=");
19 input2=4*t;
20 Kv=limit(s*GH,s,0); //static velocity error
    coefficient
21 Ess=(1/Kv)*4; //steady state error
22 disp(Kv,"static velocity error coefficient=");
23 disp(Ess,"steady state error=");
24 input3=(4*t^2)/2;
25 Ka=limit(s^2*GH,s,0); //static acceleration error
    coefficient
26 Ess=(1/Ka)*4; //steady state error
27 disp(Ka,"static acceleration error coefficient=");
28 disp("steady state error=");
29 disp("infinity")

```

Scilab code Exa 6.10.18 determine Kp Kv and Ka

```

1 //caption:determine_Kp_Kv_Ka
2 //example 6.10.17
3 //page 188
4 s=%s;
5 syms t K zeta Wn;
6 num=K;
7 den=sym('s*(s^2+2*zeta*Wn*s+Wn^2)');
8 G=num/den;
9 G=simple(G);
10 disp(G,"G(s)=");
11 Kp=limit(G,s,0); //static positional error
    coefficient
12 disp(Kp,"static positional error coefficient ,Kp=");
13 Kv=limit(s*G,s,0); //static velocity error
    coefficient
14 disp(Kv,"static velocity error coefficient ,Kv=");
15 Ka=limit(s^2*G,s,0); //static acceleration error
    coefficient

```

```

16 disp(Ka,"static acceleration error coefficient ,Ka=")
    ;
17 printf(" for ( ii ):");
18 num=sym('100*(s+2)*(s+40)');
19 den=sym('s^3*(s^2+4*s+200)');
20 GH=num/den;
21 GH=simple(GH);
22 disp(GH,"G(s)H(s)=");
23 Kp=limit(GH,s,0); //static positional error
    coefficient
24 disp(Kp,"static positional error coefficient ,Kp=");
25 Kv=limit(s*GH,s,0); //static velocity error
    coefficient
26 disp(Kv,"static velocity error coefficient ,Kv=");
27 Ka=limit(s^2*GH,s,0); //static acceleration error
    coefficient
28 disp(Ka,"static acceleration error coefficient ,Ka=")
    ;

```

Scilab code Exa 6.10.19 determine steady state error

```

1 //caption:determine_steady_state_error
2 //example 6.10.19
3 //page 189
4 s=%s;
5 syms K bta alpha G
6 num=sym('K*s+bta');
7 den=sym('s^2+alpha*s+bta');
8 CL=num/den;
9 disp(CL,"C(s)/R(s)="); //-----(1)
10 H=1;
11 //also
12 cl=G/(1+G*H);
13 disp(cl,"also ,C(s)/R(s)="); //------(2)
14 //from eq. (1) and (2), we get

```

```

15 G=num/(s^2+s*(alpha-K));
16 disp(G,"G(s)=");
17 B=1/(1+G);
18 B=simple(B);
19 disp(B,"E(s)/R(s)=");
20 R=1/s^2;
21 E=B*R;
22 E=simple(E);
23 Ess=limit(s*E,s,0);
24 disp(Ess,"steady state error=");

```

Scilab code Exa 6.10.20 determine steady state error and error coefficient

```

1 //caption:
   determine_steady_state_error_and_error_coefficient

2 //example 6.10.20
3 //page 189
4 s=%s;
5 syms t a0 a1 a2;
6 r=a0+a1*t+(a2/2)*t^2;
7 //since for 'r' only upto 2nd order derivative is
   non zero , so only coeff. C0 C1 C2 exist
8 num=20;
9 den=sym('s*(s+2)');
10 G=num/den;
11 disp(G,"G(s)=");
12 A=1/(1+G);
13 A=simple(A);
14 disp(A,"E(s)/R(s)=");
15 C0=limit(A,s,0);
16 B=sym('((20)/(s^2+2*s+20))'); //on simplyfying A=1-B
17 d=diff(-B,s);
18 C1=limit(d,s,0);
19 d1=diff(-B,s,2);

```

```

20 C2=limit(d1,s,0);
21 r1=diff(r,t);
22 r2=diff(r,t,2);
23 e=(C0*r)+(C1*r1)+(C2*r2)/2;
24 disp(C0,"C0=");
25 disp(float(C1),"C1=");
26 disp(float(C2),"C2=");
27 disp(float(e),"steady_state_error ,e=");

```

Scilab code Exa 6.10.21 determine steady state error and error coefficient

```

1 //caption:
   determine_steady_state_error_and_error_coefficient

2 //example 6.10.21
3 //page 191
4 s=%s;
5 syms t;
6 r=2+3*t+2*t^3;
7 //since for 'r' only upto 2nd order derivative is
   non zero , so only coeff. C0 C1 C2 exist
8 G=sym('1/(s*(s+2))');
9 A=1/(1+G);
10 A=simple(A);
11 disp(A,"E(s)/R(s)=");
12 C0=limit(A,s,0);
13 B=sym('((1)/(s^2+2*s+1))'); //on simplyfying A=1-B
14 d=diff(-B,s);
15 C1=limit(d,s,0);
16 d1=diff(-B,s,2);
17 C2=limit(d1,s,0);
18 r1=diff(r,t);
19 r2=diff(r,t,2);
20 d2=diff(-B,s,3)
21 C3=limit(d2,s,0)

```

```

22 e=(C0*r)+(C1*r1)+(C2*r2)/2;
23 disp(float(e),"steady_state_error ,e=");
24 disp(C0,"C0=");
25 disp(float(C1),"C1=");
26 disp(float(C2),"C2=");
27 disp(float(C3),"C3=")

```

Scilab code Exa 6.10.22 determine voltage E_r and change in terminalvoltage

```

1 //caption:determine_reference_voltage ,
   Er_and_%change_in_terminal_voltage
2 //example 6.10.22
3 //page 191
4 clc;
5 syms G H
6 s=%s;
7 A=G/.H;
8 disp(A,"E0/Er=");
9 G=200; //gain
10 H=0.1;
11 B=eval(A);
12 disp(B,"E0/Er=");
13 E0=250;
14 Er=(1/B)*E0;
15 disp("for_closed_loop_system:");
16 disp(float(Er),"reference_voltage ,Er=");
17 disp("for_open_loop_system:");
18 disp(float(E0/G),"Er=E0/G=");
19
20 disp("part (b)")
21 disp("for closed loop system:")
22 disp("as the forward path gain is reduced by 10%,
   the new value of gain,G is 180 ")
23 G=180 //gain
24 pcG=10 //percentage change in G

```

```

25 S=1/(1+G*H)
26 disp(S,"sensitivity ,S=");
27 disp("since S=1/19,      (given)")
28 pcM=S*pcG //percentage change in overall gain ,M
29 pcEo=pcM
30 disp(pcM,"percentage change in overall gain ,M=")
31 disp(pcEo,"percentage change in terminal voltage ,Eo="
      ")
32 disp("for open loop system:")
33 pcEo=(25/250)*100
34 disp(pcEo,"percentage change in terminal voltage ,Eo="
      ")

```

Scilab code Exa 6.10.23 determine sensitivity wrt K and H

```

1 //caption:determine_sensitivity_w.r.t_K_and_H
2 //example 6.10.23
3 //page 192
4 syms Wn zeta K H;
5 s=%s;
6 A=sym('Wn^2/(s^2+2*zeta*Wn*s)');
7 B=(A*K);
8 CL=B/(1+B*H);
9 CL=simple(CL);
10 disp(CL,"overall_transfer_function:M(s)=");
11 disp("sensitivity_w.r.t_K:");
12 a=diff(CL,K);
13 b=K/CL;
14 b=simple(b);
15 Sk=a*b;
16 Sk=simple(Sk);
17 disp(Sk,"sensitivity_w.r.t_K ,Sk=");
18 disp("sensitivity_w.r.t_H:");
19 c=diff(CL,H);
20 d=H/CL;

```

```
21 d=simple(d);
22 Sh=c*d;
23 Sh=simple(Sh);
24 disp(Sh,"sensitivity_w.r.t_H",Sh="");
```

Chapter 7

STABILITY ANALYSIS OF CONTROL SYSTEMS

Scilab code Exa 1.0 root locus

```
1 //caption:root_locus
2 //example 1
3 //page 291
4 s=%s;
5 g=s/(s+1);
6 G=syslin('c',g)
7 evans(g,200)
```

Scilab code Exa 2.0 root locus

```
1 //caption:root_locus
2 //example 2
```

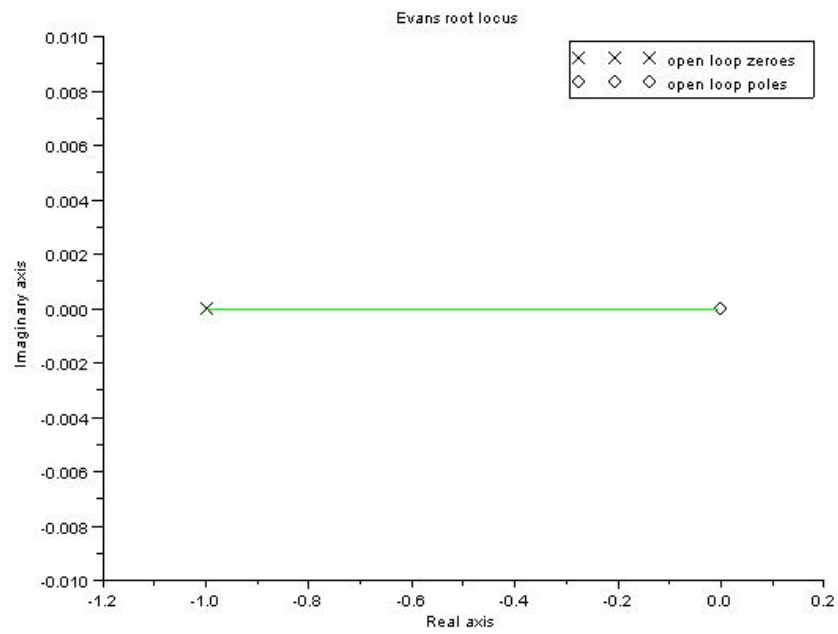


Figure 7.1: root locus

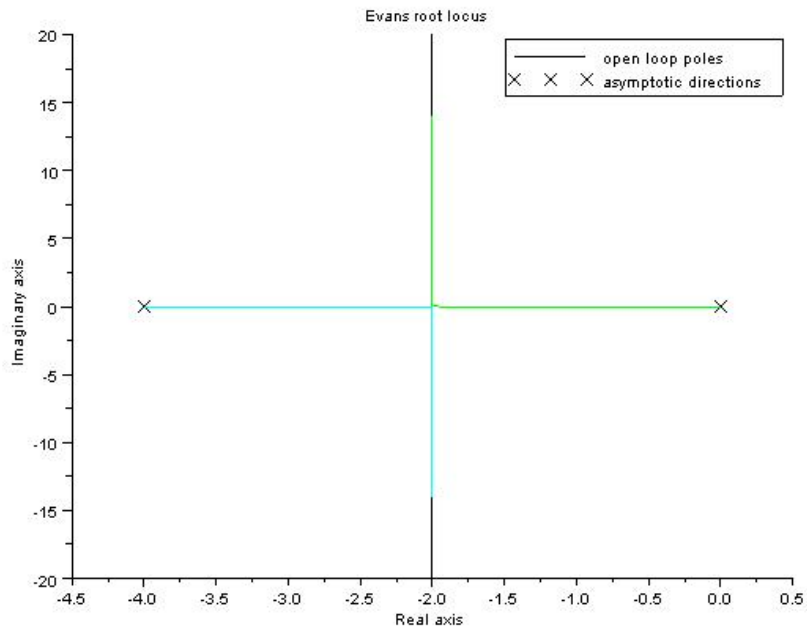


Figure 7.2: root locus

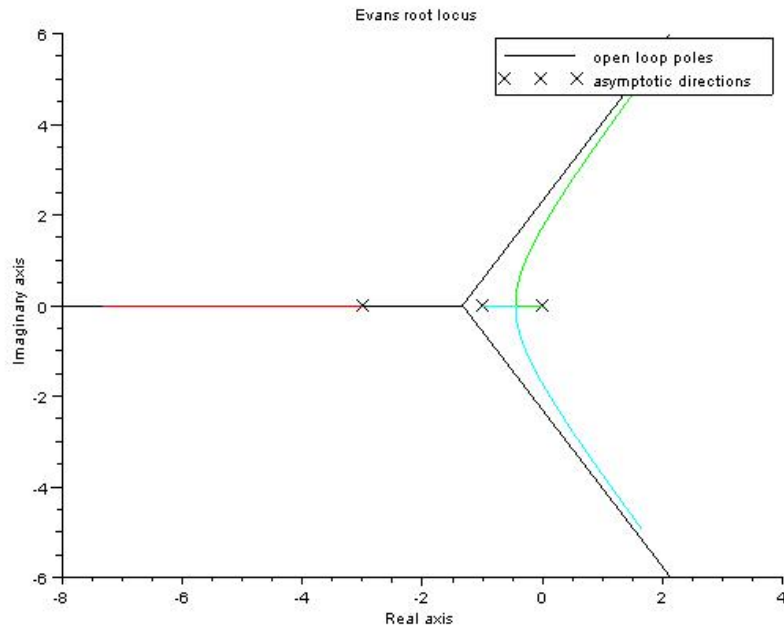


Figure 7.3: root locus

```

3 //page 291
4 s=%s;
5 g=1/(s*(s+4));
6 G=syslin('c',g)
7 evans(g,200)

```

Scilab code Exa 3.0 root locus

```

1 //caption:root_locus
2 //example 3
3 //page 292

```

```
4 s=%s;
5 g=1/(s*(s+1)*(s+3));
6 G=syslin('c',g)
7 evans(g,200)
```

Scilab code Exa 7.5.1 stability using Routh hurwitz criterion

```
1 //caption:stability_using_Routh-hurwitz_criterion
2 //example 7.5.1
3 //page 202
4 clc;
5 s=%s;
6 A=s^3+4.5*s^2+3.5*s+1.5;
7 b=coeff(A)
8 n=length(b)
9 B=routh_t(A)
10 disp(B,"routh table:");
11 c=0;
12 for(i=1:n)
13     if(B(i,1)<0)
14         c=c+1;
15     end
16 end
17 if(c>=1)
18     disp("system is unstable")
19 else("system is stable")
20 end
```

Scilab code Exa 7.5.2 stability using Routh hurwitz criterion

```
1 //caption:stability_using_Routh-hurwitz_criterion
2 //example 7.5.2
3 //page 202
```

```

4 s=%s;
5 A=s^3+4*10^2*s^2+5*10^4*s+2*10^6;
6 b=coeff(A)
7 n=length(b)
8 B=routh_t(A)
9 disp(B,"routh table:");
10 c=0;
11 for(i=1:n)
12     if(B(i,1)<0)
13         c=c+1;
14     end
15 end
16 if(c>=1)
17     printf("\n system is unstable")
18 else("system is stable")
19 end

```

Scilab code Exa 7.5.3 stability using Routh hurwitz criterion

```

1 //caption: stability_using_Routh-hurwitz_criterion
2 //example 7.5.3
3 //page 203
4 s=%s;
5 A=s^5+4*1.5*s^4+4*s^3+4*s^2+5*s+10;
6 C=2*s+5;
7 CL=A/C;
8 disp(CL,"C(s)/R(s)=");
9 disp('=0',A,"characteristics eq is:")
10 b=coeff(A)
11 n=length(b)
12 B=routh_t(A)
13 disp(B,"routh table:");
14 c=0;
15 r=1;
16 for(i=1:n)

```

```

17     if(B(i,1)<0)
18         c=c+1;
19         if(i==n & B(n,1)<0)
20             r=r;
21         else
22             r=r+1;
23         end
24     end
25 end
26 if(c>=1)
27     printf("system is unstable\n");
28 else("system is stable " );
29 end
30 mprintf('no. of roots with positive real parts=%d',r
        );

```

Scilab code Exa 7.5.4 stability using Routh hurwitz criterion

```

1 //caption: stability_using_Routh-hurwitz_criterion
2 //example 7.5.4
3 //page 203
4 ieee (2)
5 s=%s;
6 A=s^5+s^4+2*s^3+2*s^2+11*s+10;
7 b=coeff(A);
8 n=length(b);
9 B=routh_t(A);
10 K=B;
11 c=0;
12 syms eps;
13 x=limit(eps,eps,0);
14 y=limit((( -1+2*eps)/eps),eps,0);
15 z=limit((( -1+2*eps-10*eps^2)/(-1+2*eps)),eps,0);
16 //after putting the limit we get:
17 K(3,1)=0;

```

```

18 K(4,1)=-%inf;
19 K(5,1)=1;
20 disp(K,"routh_table:")
21 printf("There are two sign changes of first column ,
        hence the system is unstable \n" )

```

Scilab code Exa 7.5.5 stability using Routh hurwitz criterion

```

1 //caption: stability_using_Routh_hurwitz_criterion
2 //example 7.5.5
3 //page 204
4 s=%s;
5 A=s^6+s^5+5*s^4+3*s^3+2*s^2-4*s-8;
6 b=coeff(A)
7 n=length(b)
8 routh=[b([7,5,3,1]);b([6,4,2]),0];
9
10 c=[routh(1,1),routh(1,3);routh(2,1),routh(2,3)]
11 d=[routh(1,1),routh(1,4);routh(2,1),routh(2,4)]
12 routh=[routh;-det(routh(1:2,1:2))/routh(2,1),-det(c)
        /routh(2,1),-det(d)/routh(2,1),0];
13 routh1=routh;
14 e=[routh(2,1),routh(2,2);routh(3,1),routh(3,2)]
15 f=[routh(2,1),routh(2,3);routh(3,1),routh(3,3)]
16 routh=[routh;-det(e)/routh(3,1),-det(f)/routh(3,1)
        ,0,0];
17 disp("since all elements of fourth row are zero , so
        we make auxiliary equation")
18 A=sym('2*s^4+6*s^2-8')
19 B=diff(A,s)
20 routh=[routh1;8,12,0,0]
21 g=[routh(3,1),routh(3,3);routh(4,1),routh(4,3)]
22 routh=[routh;-det(routh(3:4,1:2))/routh(4,1),-det(g)
        /routh(4,1),0,0];
23 routh=[routh;-det(routh(4:5,1:2))/routh(5,1),0,0,0];

```



```

24 routh=[routh;-det(routh(5:6,1:2))/routh(6,1),0,0,0]
25 disp(routh,"routh table:")
26 c=0;
27 r=1;
28 for(i=1:n)
29     if(routh(i,1)<0)
30         c=c+1;
31         if(i==n & routh(n,1)<0)
32             r=r;
33         else
34             r=r+1;
35         end
36     end
37 end
38 if(c>=1)
39     printf("system is unstable\n")
40 else("system is stable ")
41 end
42 mprintf('no. of roots with positive real parts=%d',r
    );

```

Scilab code Exa 7.5.6 stability using Routh hurwitz criterion

```

1 //caption: stability_using_Routh-hurwitz_criterion
2 //example 7.5.6
3 //page 206
4 s=%s;
5 syms T
6 num=exp(-s*T);
7 den=s*(s+2);
8 G=num/den;
9 H=1;
10 a=(1+G*H);
11 CL=G/a;
12 CL=simple(CL);

```

```

13 CH=s^2+2*s+exp(-s*T);
14 //exp(-s*T)=1-sT+(sT)^2/2+....
15 CH=s^2+(2-T)*s+1;
16 disp('=0',CH,"characterstics_eq ,CH=")
17 c0=coeffs(CH,'s',0);
18 c1=coeffs(CH,'s',1);
19 c2=coeffs(CH,'s',2);
20 b=[c0 c1 c2]
21 n=3;
22 routh=[b([3,1]);b([2]),0];
23 routh=[routh;simple(-det(routh)/routh(2,1)),0]
24 disp(routh,"routh=");
25 disp("for given system to be stable:");
26 disp("2-T>0");
27 disp("which gives:");
28 disp("T<2");

```

Scilab code Exa 7.5.7.a stability using Routh hurwitz criterion

```

1 //caption: stability_using_Routh-hurwitz_criterion
2 //example 7.5.7.(a)
3 //page 207
4 s=%s;
5 syms T K
6 P=s*(s*(s+10)+T);
7 CH=sym('s^3+10*s^2+T*s+K');
8 disp('=0',CH,"characterstics_eq ,CH=")
9 c0=coeffs(CH,'s',0);
10 c1=coeffs(CH,'s',1);
11 c2=coeffs(CH,'s',2);
12 c3=coeffs(CH,'s',3);
13 b=[c0 c1 c2 c3]
14 n=4;
15 routh=[b([4,2]);b([3,1])];
16 routh=[routh;-det(routh)/routh(2,1),0]

```

```

17 t=routh(2:3,1:2)
18 routh=[routh;-det(t)/t(2,1),0]
19 disp(routh,"routh=")
20 disp("for given system to be stable:");
21 disp("((10*T-K)/10)>0 and K>0");
22 disp("which gives:");
23 disp("0<K<10T");

```

Scilab code Exa 7.5.7.b value of K of characterstics equation

```

1 //caption:value_of_K_of_characterstics_eq
2 //example 7.5.7.(b)
3 //page 207
4 s=%s;
5 syms K s1;
6 CH=s^3+10*s^2+18*s+K
7 s=s1-1;
8 CH=eval(CH);
9 CH=simple(CH);
10 disp('=0',CH,"characterstics_eq ,CH=");
11 c0=coeffs(CH,'s1',0);
12 c1=coeffs(CH,'s1',1);
13 c2=coeffs(CH,'s1',2);
14 c3=coeffs(CH,'s1',3);
15 b=[c0 c1 c2 c3]
16 n=4;
17 routh=[b([4,2]);b([3,1])];
18 routh=[routh;-det(routh)/routh(2,1),0]
19 t=routh(2:3,1:2)
20 routh=[routh;-det(t)/t(2,1),0]
21 disp(routh,"routh=")
22 disp("for given system to be stable:");
23 disp("((-K-16)/7)>0 and K-9>0");
24 disp("which gives:");
25 disp("9<K<16");

```

Scilab code Exa 7.5.8 value of K in terms of T1 and T2

```
1 //caption: value_of_K_in_terms_of_T1_and_T2
2 //example 7.5.8
3 //page 207
4 s=%s;
5 syms K T1 T2;
6 m=s*(s*T1+1)*(s*T2+1)
7 G=K/m;
8 CH=1+G;
9 disp("on simplyfying CH")
10 CH=m+K;
11 CH=simple(CH);
12 disp('=0',CH,"characterstics_eq ,CH=");
13 c0=coeffs(CH,'s',0);
14 c1=coeffs(CH,'s',1);
15 c2=coeffs(CH,'s',2);
16 c3=coeffs(CH,'s',3);
17 b=[c0 c1 c2 c3]
18 n=4;
19 routh=[b([4,2]);b([3,1])];
20 routh=[routh;-det(routh)/routh(2,1),0]
21 t=routh(2:3,1:2)
22 routh=[routh;-det(t)/t(2,1),0]
23 disp(routh,"routh=")
24 disp("for given system to be stable:");
25 disp("K>0 and  $-(K*T1*T2-T2-T1)/(T2+T1)>0$ ");
26 disp("which gives:");
27 disp("0<K<((1/T1)+(1/T2))");
```

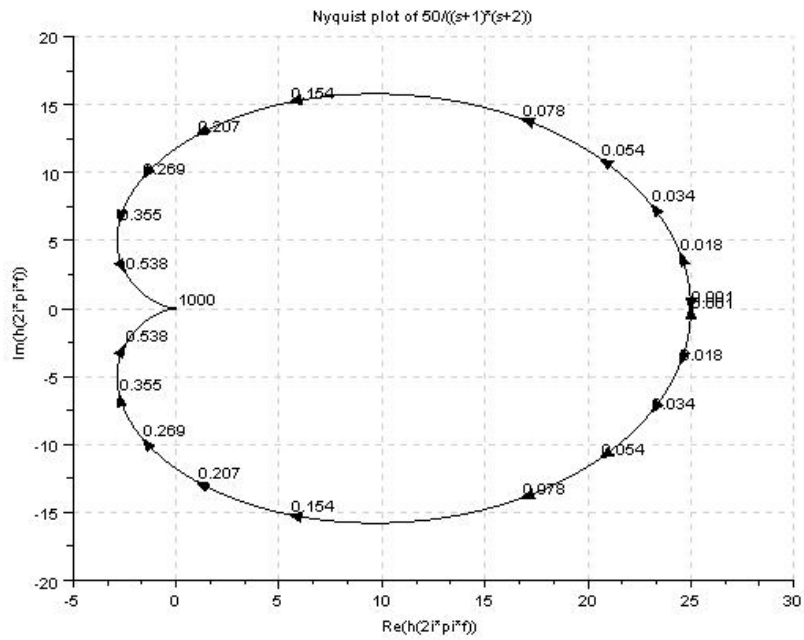


Figure 7.4: stability using Nyquist criterion

Scilab code Exa 7.17.1 stability using Nyquist criterion

```
1 //caption: stability_using_Nyquist_criterion
2 //example 7.17.1
3 //page 236
4 clf;
5 s=%s;
6 s1=-s;
7 g=50/((s+1)*(s+2));
8 g1=50/((s1+1)*(s1+2));
9 GH=syslin('c',g)
10 GH1=syslin('c',g1)
11 nyquist(GH);
12 nyquist(GH1);
13 mtlb_axis([-5 30 -20 20]);
14 xtitle('Nyquist plot of 50/((s+1)*(s+2))')
15 figure;
16 show_margins(GH, 'nyquist')
17 disp("since the point(-1+%i0) is not encircled by
      Nyquist plot ,so N=0 and P=0(given)")
18 N=0; //no. of encirclement of -1+%i0 by G(s)H(s) plot
19 P=0; //no. of poles of G(s)H(s) with positive real
      part
20 Z=P-N; //np. of zeros of 1+G(s)H(s)=0 with positive
      real part
21 disp(Z,"Z=")
22 disp("as Z=0,there are no roots of closed loop
      characterstics eq having positive real part ,
      hence system is stable.")
```

Scilab code Exa 7.17.2.i stability using Nyquist criterion

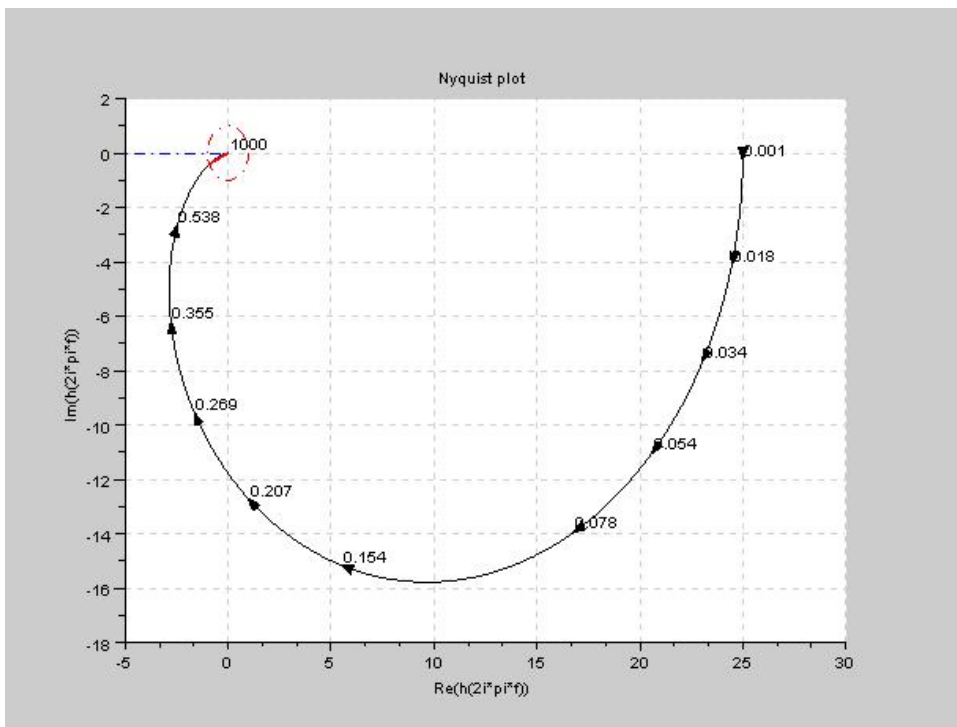


Figure 7.5: stability using Nyquist criterion

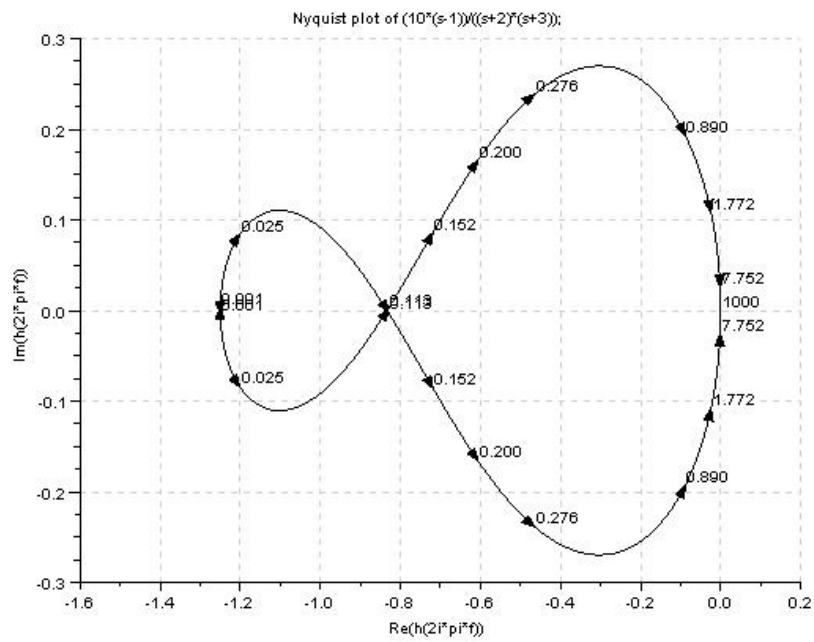


Figure 7.6: stability using Nyquist criterion


```

1 //caption: stability_using_Nyquist_criterion
2 //example 7.17.2
3 //page 237
4 clf();
5 s=%s;
6 s1=-s;
7 disp(" for K=1.25")
8 g=(1.25*(s+1))/((s+0.5)*(s-2));
9 g1=(1.25*(s1+1))/((s1+0.5)*(s1-2));
10 GH=syslin('c',g);
11 GH1=syslin('c',g1);
12 nyquist(GH);
13 nyquist(GH1);
14 mtlb_axis([-1.5 0.2 -0.3 0.3]);
15 xtitle('Nyquist plot of (10*(s-1))/((s+2)*(s+3));')
16 figure;
17 show_margins(GH,'nyquist')
18 disp(" since the point(-1+%i0) is encircled
      clockwise by Nyquist plot ,so N=-1 and P=1(given)
      ")
19 N=-1;//no. of encirclement of -1+%i0 by G(s)H(s)
      plot anticlockwise
20 P=1;//no. of poles of G(s)H(s) with positive real
      part
21 Z=P-N;//np. of zeros of 1+G(s)H(s)=0 with positive
      real part
22 disp(Z,"Z=")
23 disp(" as Z=2,there are two roots of closed loop
      characterstics eq having positive real part ,
      hence system is unstable.")

```

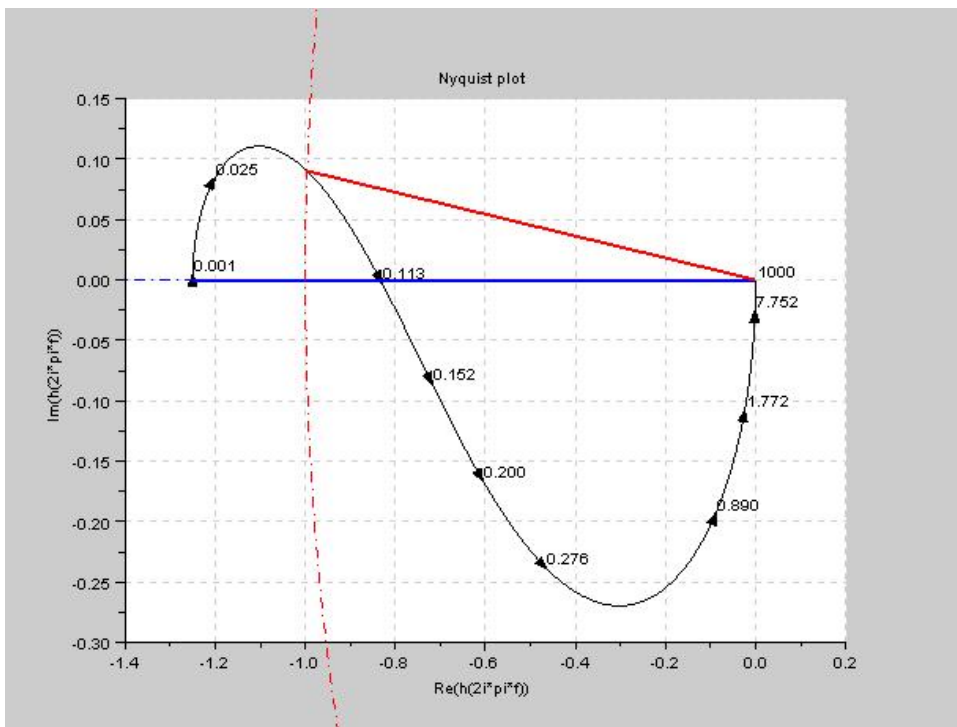


Figure 7.7: stability using Nyquist criterion

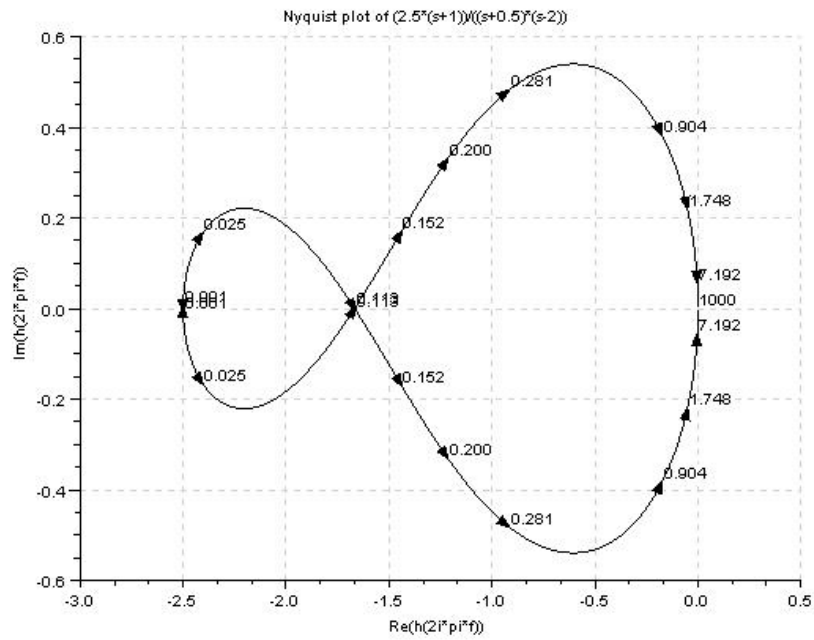


Figure 7.8: stability using Nyquist criterion

Scilab code Exa 7.17.2.ii stability using Nyquist criterion

```
1 //caption: stability_using_Nyquist_criterion
2 //example 7.17.2_ii
3 //page 237
4 s=%s;
5 s1=-s;
6 disp(" for K=2.5")
7 g=(2.5*(s+1))/((s+0.5)*(s-2));
8 g1=(2.5*(s1+1))/((s1+0.5)*(s1-2));
9 GH=syslin('c',g);
10 GH1=syslin('c',g1);
11 nyquist(GH);
12 nyquist(GH1);
13 mtlb_axis([-3 0.5 -0.6 0.6]);
14 xtitle('Nyquist plot of (2.5*(s+1))/((s+0.5)*(s-2))',
        )
15 figure;
16 show_margins(GH,'nyquist')
17 disp("since the point(-1+%i0) is encircled
        anticlockwise by Nyquist plot ,so N=1 and P=1(
        given)")
18 N=1;//no. of encirclement of -1+%i0 by G(s)H(s) plot
        anticlockwise
19 P=1;//no. of poles of G(s)H(s) with positive real
        part
20 Z=P-N;//np. of zeros of 1+G(s)H(s)=0 with positive
        real part
21 disp(Z,"Z=")
22 disp("as Z=0,there are no roots of closed loop
        characterstics eq having positive real part ,
        hence system is stable.")
```

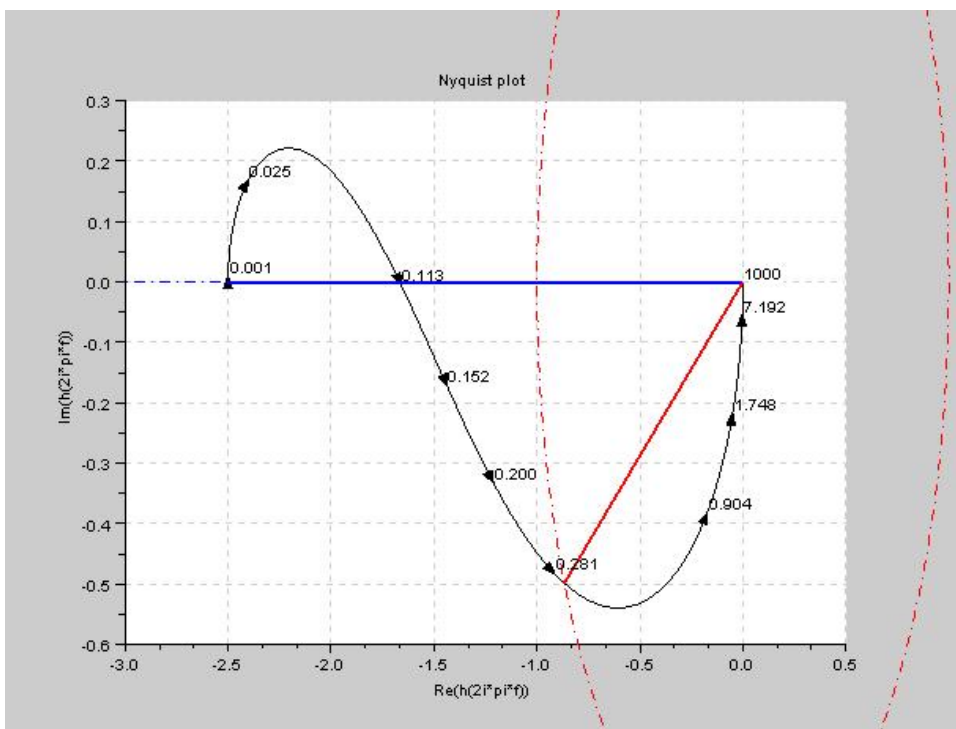


Figure 7.9: stability using Nyquist criterion

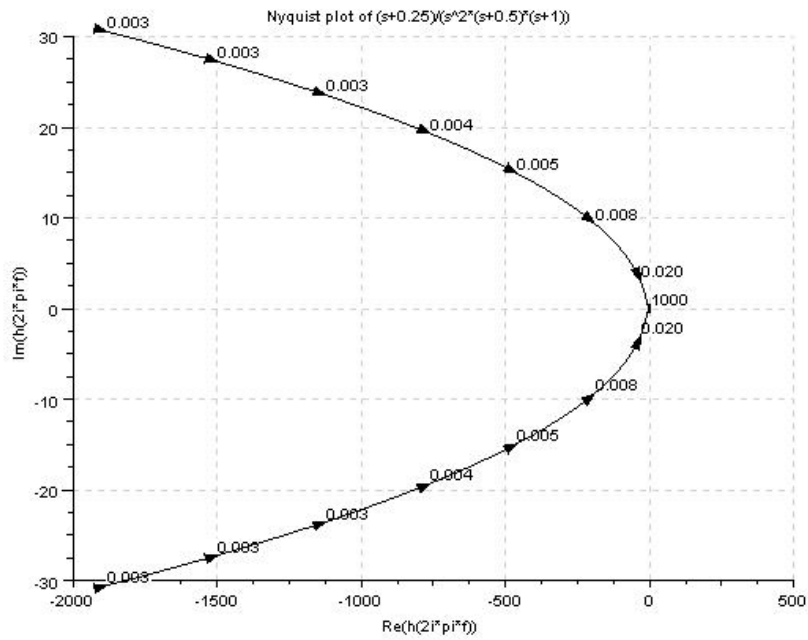


Figure 7.10: stability using Nyquist criterion

Scilab code Exa 7.17.3 stability using Nyquist criterion

```
1 //caption: stability_using_Nyquist_criterion
2 //example 7.17.3
3 //page 238
4 clf();
5 s=%s;
6 s1=-s;
7 g=(s+0.25)/(s^2*(s+0.5)*(s+1));
8 g1=(s1+0.25)/(s1^2*(s1+0.5)*(s1+1));
9 GH=syslin('c',g);
10 GH1=syslin('c',g1);
11 nyquist(GH);
12 nyquist(GH1);
13 mtlb_axis([-2000 500 -30 30]);
14 xtitle('Nyquist plot of (s+0.25)/(s^2*(s+0.5)*(s+1))
        ')
15 figure;
16 show_margins(GH,'nyquist')
17 disp("since the point(-1+%i0) is encircled
        clockwise by Nyquist plot ,so N=-1 and P=1(given)
        ")
18 N=-1;//no. of encirclement of -1+%i0 by G(s)H(s)
        plot anticlockwise
19 P=1;//no. of poles of G(s)H(s) with positive real
        part
20 Z=P-N;//np. of zeros of 1+G(s)H(s)=0 with positive
        real part
21 disp(Z,"Z=")
22 disp("as Z=2,there are two roots of closed loop
        characterstics eq having positive real part ,
        hence system is unstable.")
```

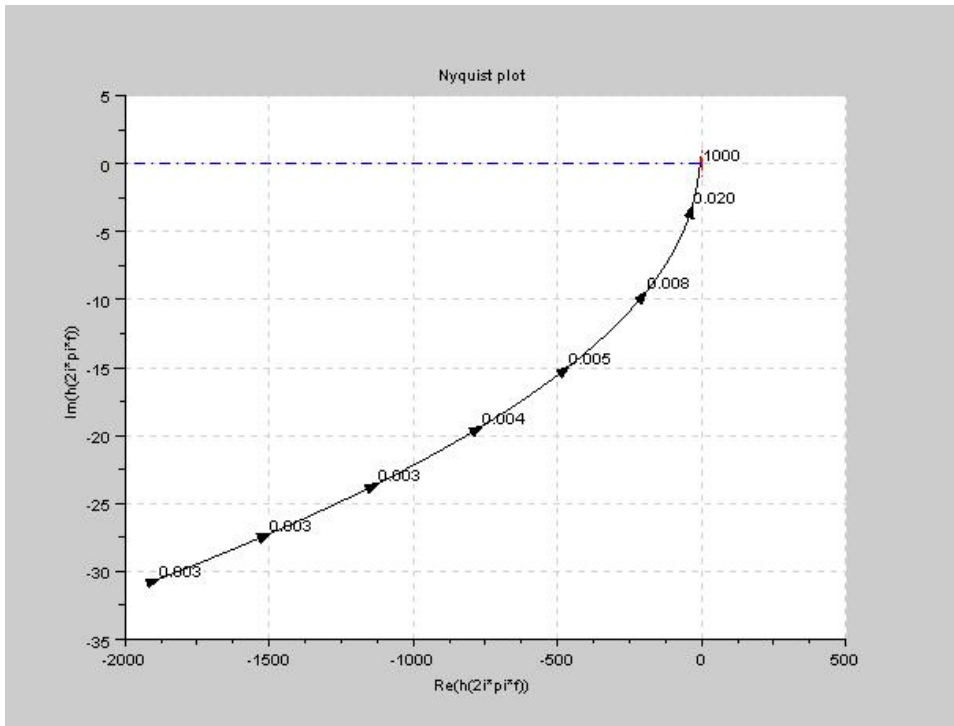


Figure 7.11: stability using Nyquist criterion

Scilab code Exa 7.17.5 Phase Margin

```

1 //caption: phase_margin
2 //example 7.17.5
3 //page 241
4 clf();
5 s=%s;
6 s1=-s;

```

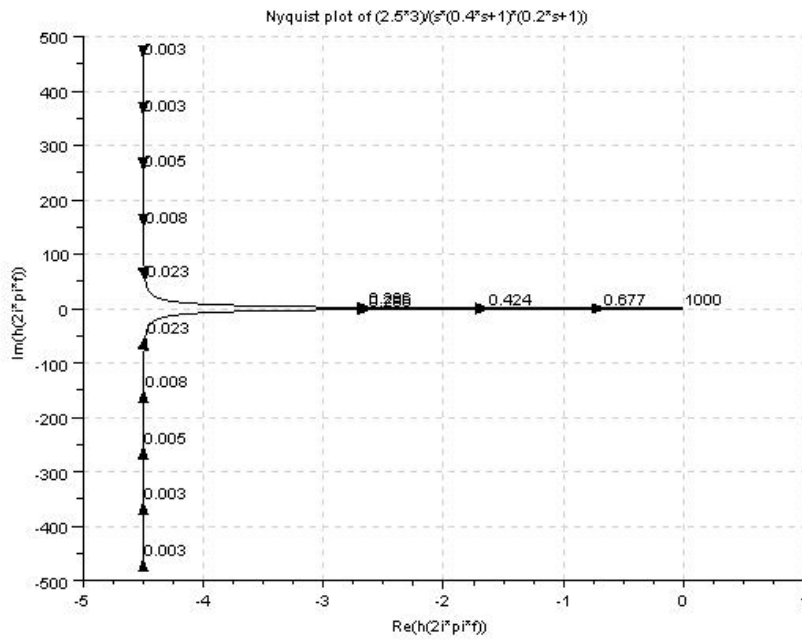



Figure 7.12: Phase Margin

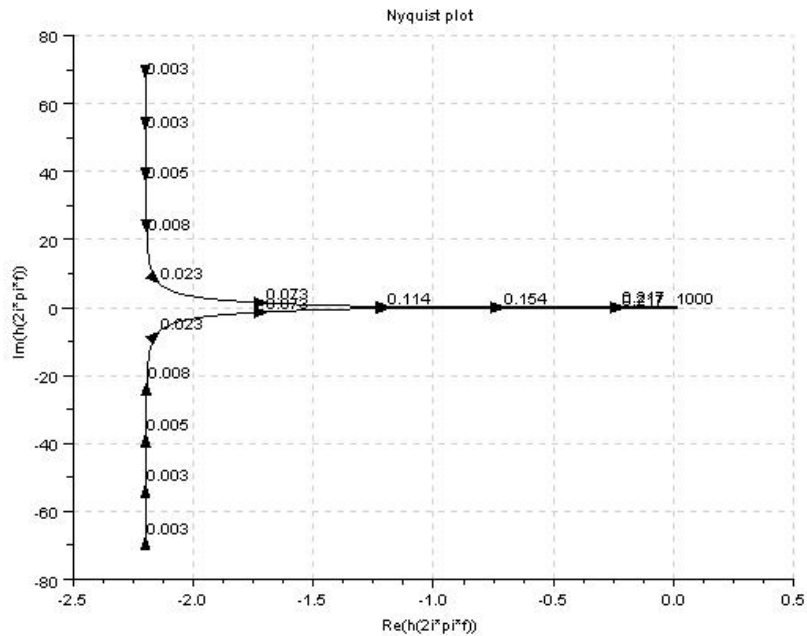


Figure 7.13: stability using Nyquist criterion

```

7 disp(" for K=3")
8 g=(2.5*3)/(s*(0.4*s+1)*(0.2*s+1));
9 g1=(2.5*3)/(s1*(0.4*s1+1)*(0.2*s1+1));
10 GH=syslin('c',g);
11 GH1=syslin('c',g1);
12 nyquist(GH);
13 nyquist(GH1);
14 mtlb_axis([-5 1 -500 500]);
15 xtitle('Nyquist plot of (2.5*3)/(s*(0.4*s+1)*(0.2*s
+1))')
16 pm=p_margin(GH)
17 disp(pm," phase margin=")

```

Scilab code Exa 7.17.7 stability using Nyquist criterion

```
1 //caption: stability_using_Nyquist_criterion
2 //example 7.17.7
3 //page 244
4 clf();
5 s=%s;
6 s1=-s;
7 g=(2.2/(s*(s+1)*(s^2+2*s+2)));
8 g1=(2.2/(s1*(s1+1)*(s1^2+2*s1+2)));
9 GH=syslin('c',g);
10 GH1=syslin('c',g1);
11 nyquist(GH);
12 nyquist(GH1);
13 mtlb_axis([-2.5 0.2 -75 75]);
14 disp("as the nyquist plot passes through the point
      -1+%i*0, so system is marginally stable and
      output represents sustained oscillations.")
```

Scilab code Exa 7.17.9 gain margin and phase margin

```
1 //caption: gain_margin_and_phase_margin
2 //example 7.17.9
3 //page 245
4 s=%s;
5 syms w;
6 s1=-s;
7 gh=(32/(s*(s+sqrt(6))^3));
8 g=sym((32/(s*(s+sqrt(6))^3)));
9 s=%i*w;
10 a=eval(g);
11 w=sqrt(2);
```

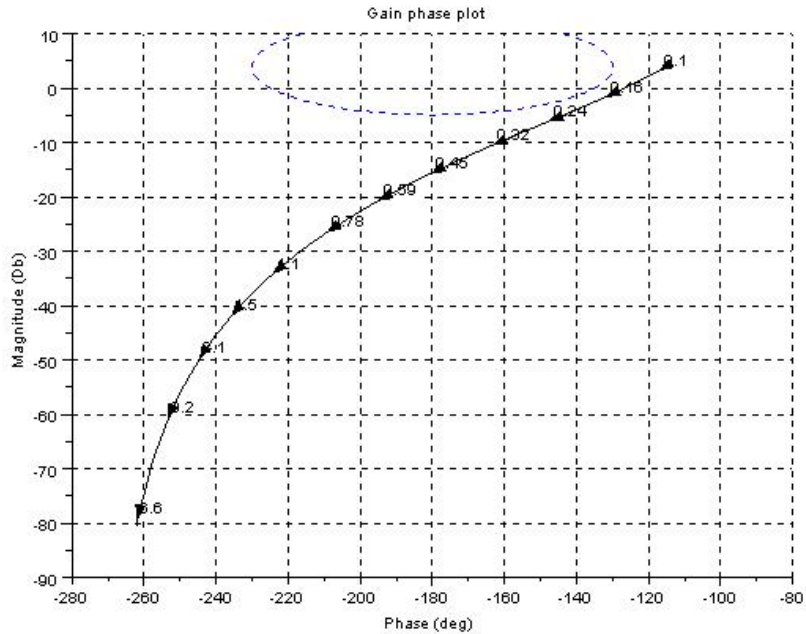


Figure 7.14: gain phase plot

```

12 b=float(eval(abs(a)));
13 disp(b," at w=sqrt(2) ,|G(jw)H(jw)|=");
14 GH=syslin('c',gh);
15 gm=g_margin(GH);
16 pm=p_margin(GH);
17 disp(gm," Gain margin=");
18 disp(pm," Phase margin=");
19 disp("since gm=0 and pm=0, so system is marginally
      stable")

```

Scilab code Exa 7.17.18 gain phase plot

```

1 //caption: gain_phase_plot
2 //example 7.17.18
3 //page 256
4 k=1;
5 s=%s;
6 G=syslin('c',k/(s*(0.5*s+1)*(0.25*s+1)));
7 // freq range to plot
8 fmin=0.1;
9 fmax=7;
10 black(G, fmin, fmax)
11 xgrid
12 xtitle('Gain phase plot')
13 disp(" for GM=8 db, K=2.23")
14 disp(" for PM=20 deg. , K=2.69")

```

Scilab code Exa 7.19.1 stability using bode plot

```

1 //caption: stability_using_bode_plot
2 //example 7.19.1
3 //page 280
4 s=%s;
5 g=50/((s+1)*(s+2));
6 G=syslin('c',g)
7 fmin=0.01;
8 fmax=100;
9 bode(G, fmin, fmax)
10 show_margins(G)
11 gm=g_margin(G)
12 pm=p_margin(G)
13 disp(gm," gain_margin=");
14 disp(pm," phase_margin=");
15 disp("since gain and phase margin are both positive
      so system is stable")

```

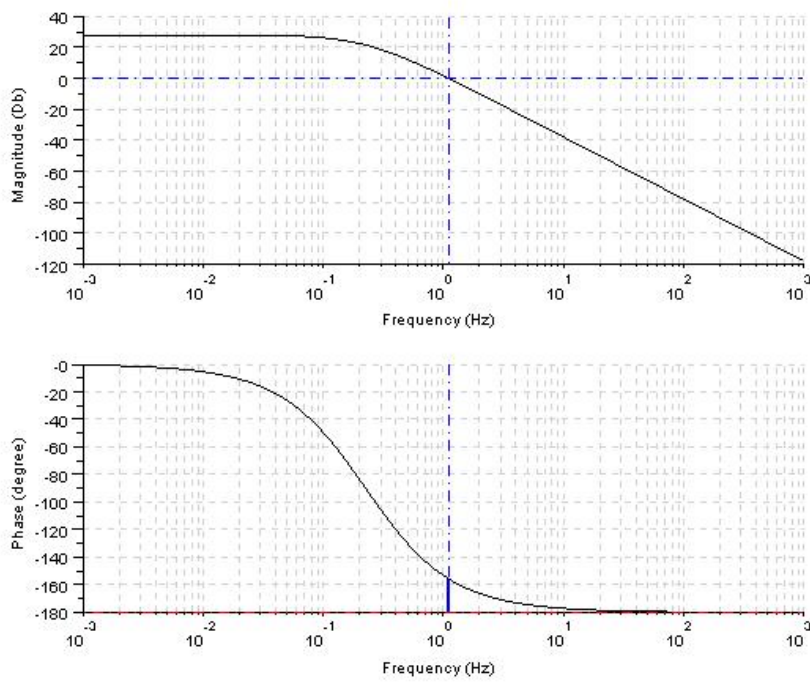


Figure 7.15: stability using bode plot

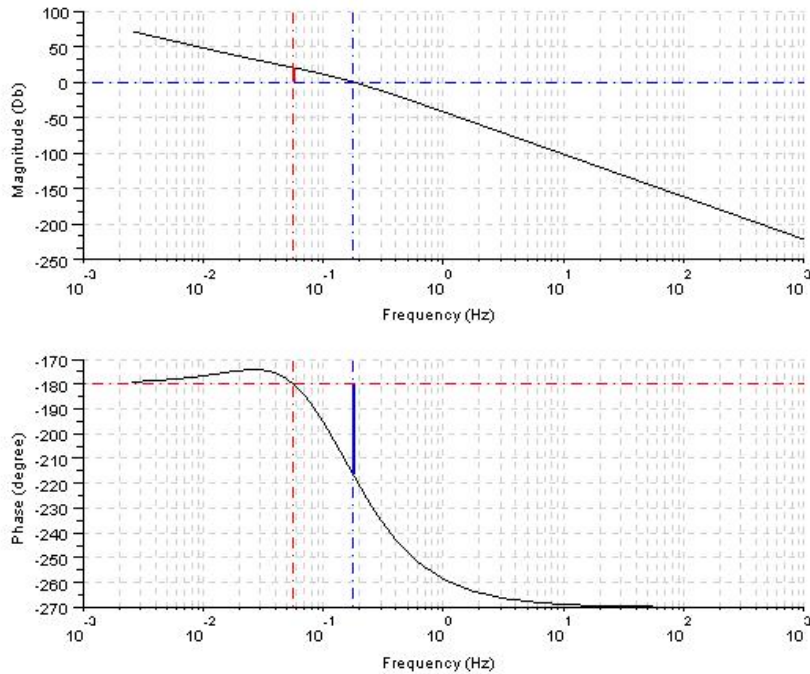


Figure 7.16: gain margin and phase margin

Scilab code Exa 7.19.2 gain margin and phase margin

```

1 //caption: gain_margin_and_phase_margin
2 //example 7.19.2
3 //page 282
4 s=%s;
5 g=((2*(s+0.25))/(s^2*(s+1)*(s+0.5)));
6 G=syslin('c',g)
7 fmin=0.1;
8 fmax=100;

```

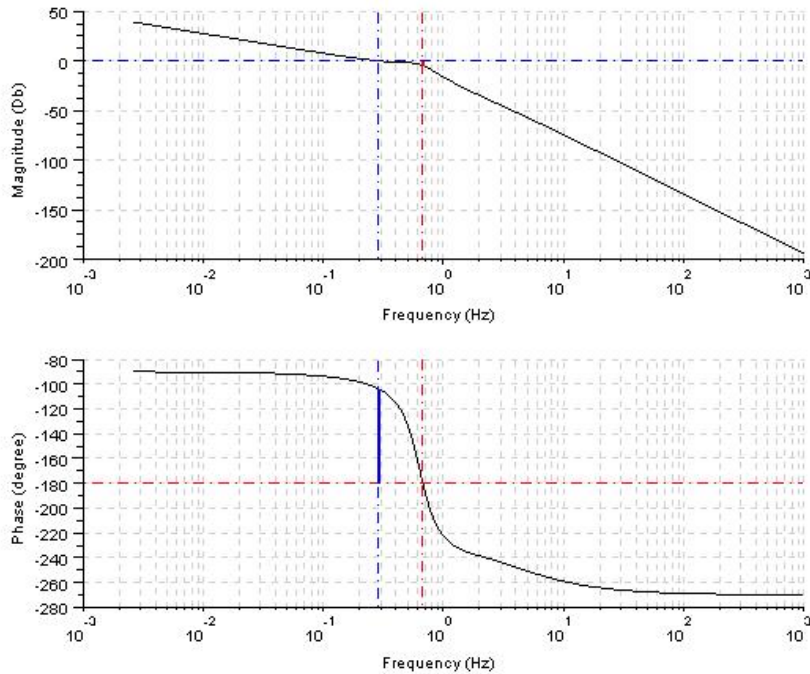


Figure 7.17: stability using bode plot

```

9 bode(G, fmin, fmax)
10 [gm,freqGM]=g_margin(G);
11 [pm,freqPM]=p_margin(G);
12 show_margins(G);
13 disp(gm," gain_margin=");
14 disp((freqGM*2*%pi)," gain_margin_freq=");
15 disp(pm," phase_margin=");
16 disp((freqPM*2*%pi)," phase_margin_freq=");
17 show_margins(G);
18 disp("since gain and phase margin are both negative
      so system is unstable")

```

Scilab code Exa 7.19.3 stability using bode plot

```
1 //caption: stability_using_bode_plot
2 //example 7.19.3
3 //page 283
4 s=%s;
5 g=(48*(s+10))/(s*(s+20)*(s^2+2.4*s+16));
6 G=syslin('c',g)
7 fmin=0.01;
8 fmax=100;
9 bode(G, fmin, fmax)
10 show_margins(G)
11 gm=g_margin(G)
12 pm=p_margin(G)
13 disp(gm,"gain_margin=");
14 disp(pm,"phase_margin=");
15 disp("since gain and phase margin are both positive
      so system is stable")
```

Scilab code Exa 7.24.1 root locus description

```
1 //caption: root_locus_description
2 //example 7.24.1
3 //page 295
4 clc;
5 s=%s;
6 syms K
7 G=K/(s*(s+4));
8 disp("the characteristics eq. is determined as:")
9 CH=(s*(s+4))+K
10 CH=sym('(s*(s+4))+K');
11 disp('=0',CH,"characterstics_eq ,CH=")
12 eq=(s*(s+4))
```

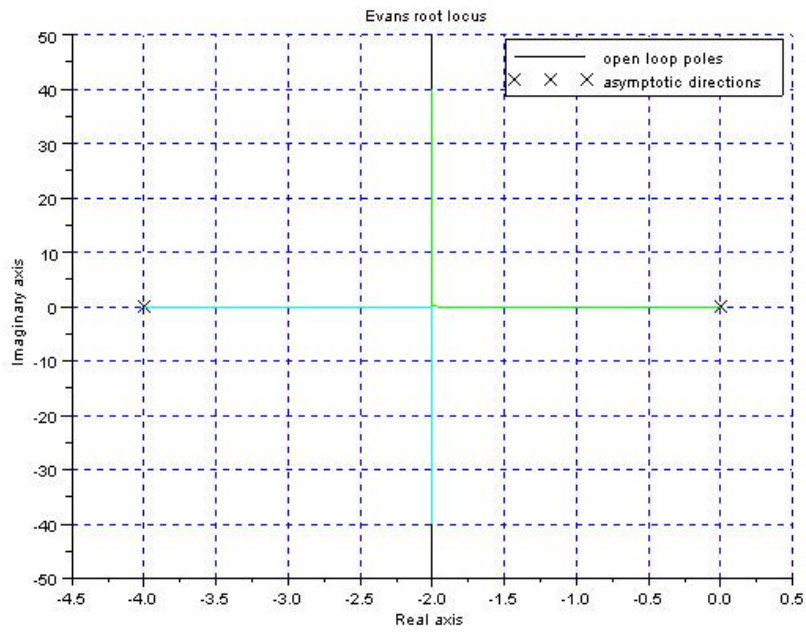


Figure 7.18: root locus description

```

13 p=roots(eq)
14 disp(p,"open loop poles are:")
15 K=sym('-(s*(s+4))')
16 d=diff(K,s)
17 e=2*s+4
18 P=2;
19 Z=0;
20 disp("since -2 lies on root locus so breakaway point
       is -2")
21 for(k=0:1)
22     A=((2*k+1)*180)/(P-Z);
23     disp(A,"asymptote are at angle:")
24 end
25 x=((0-4)-0)/(P-Z) // (sum_of_P - sum_of_Z)/(P-Z)
26 disp(x,"asymptotes intersect at ")
27 disp("since |G(s)*H(s)|=1")
28 disp("which gives K=8")
29 k=8
30 g=k/(s*(s+4))
31 G=syslin('c',g)
32 evans(g,200)
33 xgrid(2)

```

Scilab code Exa 7.24.2 root locus description

```

1 //caption:root_locus_description
2 //example 7.24.2
3 //page 296
4 s=%s;
5 syms K;
6 GH=K/(s*(s+1)*(s+3))
7 zeta=0.5
8 //from given data

```

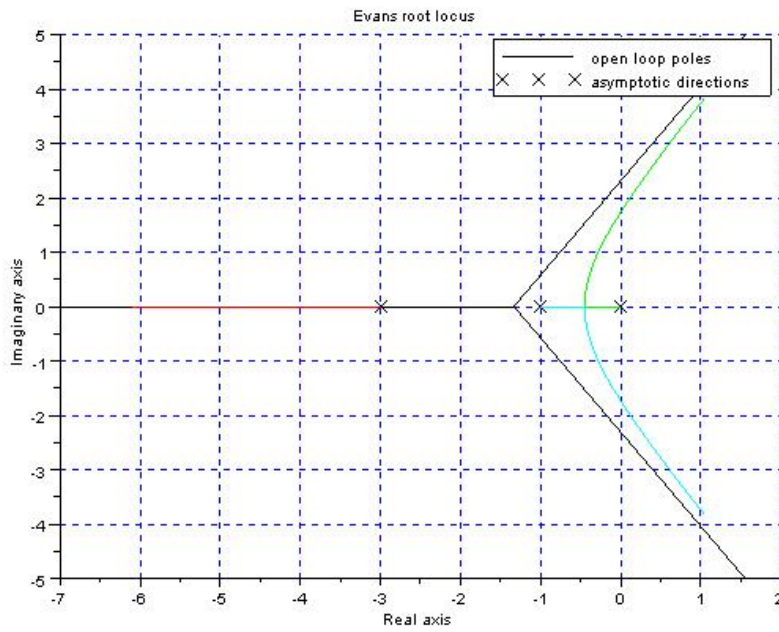


Figure 7.19: root locus description

```

9 disp("the characteristics eq. is determined as:")
10 CH=(s*(s+1)*(s+3))+K
11 CH=sym(' (s*(s+1)*(s+3))+K ');
12 disp('=0',CH,"characterstics_eq ,CH=")
13 c0=coeffs(CH,'s',0);
14 c1=coeffs(CH,'s',1);
15 c2=coeffs(CH,'s',2);
16 c3=coeffs(CH,'s',3);
17 b=[c0 c1 c2 c3]
18 n=4;
19 routh=[b([4,2]);b([3,1])];
20 routh=[routh;-det(routh)/routh(2,1),0]
21 t=routh(2:3,1:2)
22 routh=[routh;-det(t)/t(2,1),0]
23 K=sym(' -(s^3+4*s^2+3*s) ')
24 d=diff(K,s)
25 e=-3*s^2-8*s-3
26 r1=roots(e)
27 disp(r1,"roots=")
28 disp("-0.45 is break away point since it lies on
    root locus")
29 disp(routh,"routh=")
30 disp("for given system to be marginally stable:");
31 disp("(12-K)=0 ");
32 disp("which gives:");
33 disp("K=12, for margianl stability");
34 K=12;
35 k=12
36 a=4*s^2+k//intersection of root locus with imaginary
    plane
37 r=roots(a)
38 g=k/(s*(s+1)*(s+3))
39 G=syslin('c',g)
40 evans(g,8)
41 xgrid(2)
42 disp("the line theta=acos(zeta)=60 intersects root
    locus at sa=(-0.35+i0.6)")
43 disp("the value of K at s=sa is find to be 1.66 ")

```

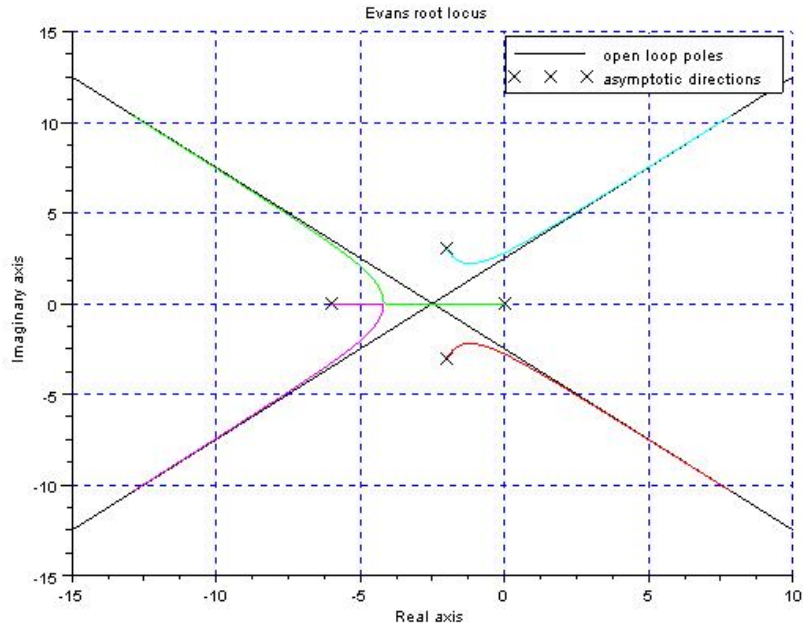


Figure 7.20: root locus description

```

44 disp("the value of K at s=-4")
45 disp("K=12")
46 disp(" at K=1.66")
47 k=1.66
48 H=1
49 G=k/(s*(s+1)*(s+3))
50 CL=G/(1+G*H)
51 disp(CL,"C(s)/R(s)=")

```

Scilab code Exa 7.24.3 root locus description

```

1 //caption:root_locus_description
2 //example 7.24.3
3 //page 299
4 clc;
5 s=%s;
6 syms K
7 G=K/(s*(s+6)*(s^2+4*s+13));
8 disp("the characteristics eq. is determined as:")
9 CH=(s*(s+6)*(s^2+4*s+13))+K
10 CH=sym('(s*(s+6)*(s^2+4*s+13))+K');
11 disp('=0',CH,"characterstics_eq,CH=")
12 eq=(s*(s+6)*(s^2+4*s+13))
13 p=roots(eq)
14 disp(p,"open loop poles are:")
15 phi1=180-(atan(3/2)*180/%pi)
16 phi2=atan(3/4)*180/%pi
17 phi3=90
18 phi_p2=180-(phi1+phi2+phi3)
19 phi_p3=-phi_p2
20 disp(phi_p2,"angle of departure for -2+3i=")
21 disp(phi_p3,"angle of departure for -2-3i=")
22 c0=coeffs(CH,'s',0);
23 c1=coeffs(CH,'s',1);
24 c2=coeffs(CH,'s',2);
25 c3=coeffs(CH,'s',3);
26 c4=coeffs(CH,'s',4);
27 b=[c0 c1 c2 c3 c4]
28 routh=[b([5,3,1]);b([4,2]),0]
29 routh=[routh;-det(routh(1:2,1:2))/routh(2,1),routh
        (1,3),0]
30 routh(3,1)=simple(routh(3,1))
31 t=routh(2:3,1:2)
32 l=simple(-det(t)/t(2,1))
33 routh=[routh;l,0,0]
34 routh=[routh;K,0,0]
35 K=sym('-(s*(s+6)*(s^2+4*s+13))')
36 d=diff(K,s)
37 e=-(4*s^3+30*s^2+74*s+78)

```

```

38 f=-e;
39 r=roots(f);
40 disp(r,"r=")
41 disp("since -4.2 lies on root locus, so the
      breakaway point is -4.2 ")
42 disp(routh,"routh=")
43 disp("for given system to be marginally stable:");
44 disp("(78-0.34*K)=0 ");
45 disp("which gives:");
46 disp("K=229.4");
47 K=229.4;
48 k=229.4;
49 a=29.2*s^2+229.4//intersection of root locus with s
      plane
50 r1=roots(a)
51 g=k/(s*(s+6)*(s^2+4*s+13));
52 g=syslin('c',g)
53 evans(g,200)
54 xgrid(2)
55 disp(r1,"the point of intersection of root locus
      with imaginary axis =")

```

Scilab code Exa 7.24.4 root locus

```

1 //caption:root_locus
2 //example 7.24.4
3 //page 301
4 clc;
5 s=%s;
6 syms K;
7 GH=K/(s*(s+4)*(s^2+4*s+13))
8 disp("the characteristics eq. is determined as:")
9 CH=(s*(s+4)*(s^2+4*s+13))+K

```

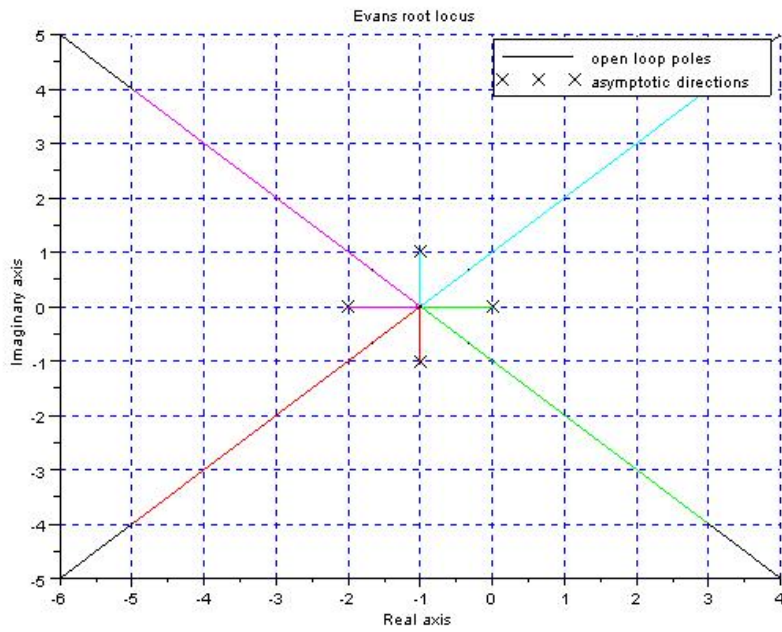



Figure 7.21: root locus

```

10 CH=sym('(s*(s+4)*(s^2+4*s+13))+K');
11 disp('=0',CH,"characterstics_eq ,CH=")
12 c0=coeffs(CH,'s',0);
13 c1=coeffs(CH,'s',1);
14 c2=coeffs(CH,'s',2);
15 c3=coeffs(CH,'s',3);
16 c4=coeffs(CH,'s',4);
17 b=[c0 c1 c2 c3 c4 ]
18 routh=[b([5,3,1]);b([4,2]),0]
19 routh=[routh;-det(routh(1:2,1:2))/routh(2,1),routh
        (1,3),0]
20 routh(3,1)=simple(routh(3,1))
21 t=routh(2:3,1:2)
22 l=simple(-det(t)/t(2,1))
23 routh=[routh;l,0,0]
24 routh=[routh;K,0,0]
25 K=sym('(s*(s+4)*(s^2+4*s+13))')
26 d=diff(K,s)
27 e=(-4*s^3+24*s^2+58*s+52)
28 r=roots(e)
29 disp("since -2 lies on root locus so complex
        breakaway point is -2+i1.58 and -2-i1.58")
30 disp(routh,"routh=")
31 disp("for given system to be marginally stable:");
32 disp("((20-4K)/5)=0 ");
33 disp("which gives:");
34 disp("K=5");
35 K=5;
36 k=5
37 a=5*s^2+5//intersection of root locus with s plane
38 r=roots(a)
39 g=k/(s*(s+2)*(s^2+2*s+2))
40 G=syslin('c',g)
41 evans(g,200)
42 xgrid(2)
43 eq=(s*(s+4)*(s^2+4*s+13))
44 p=roots(eq)
45 disp(p,"open loop poles are:")

```

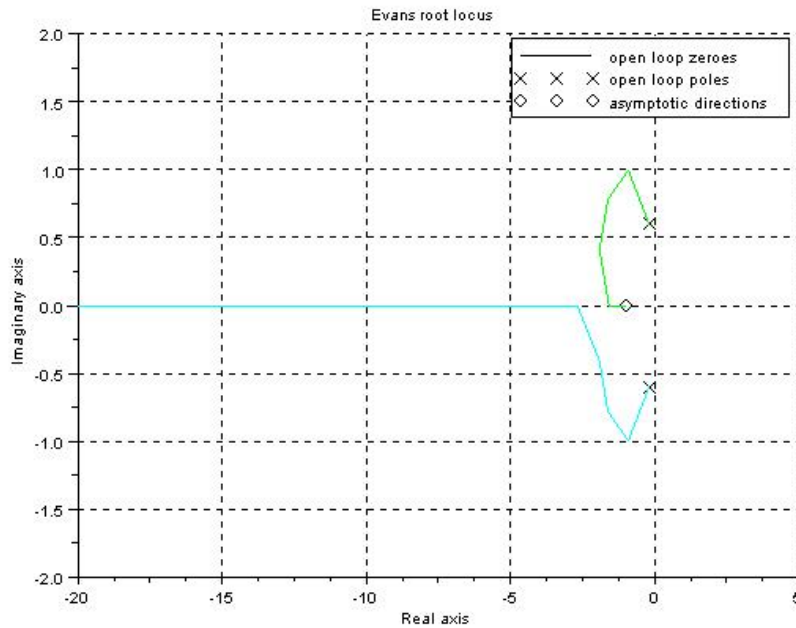


Figure 7.22: root locus

```

46 phi1=180-(atan(3/2)*180/%pi)
47 phi2=atan(3/2)*180/%pi
48 phi3=90
49 phi_p2=180-(phi1+phi2+phi3)
50 phi_p3=-phi_p2
51 disp(phi_p2,"angle of departure for -2+3i=")
52 disp(phi_p3,"angle of departure for -2-3i=")

```

Scilab code Exa 7.24.6 root locus

```
1 //caption:root_locus
```

```

2 //example 7.24.6
3 //page 304
4 clc;
5 s=%s;
6 syms K;
7 clf();
8 g=(K*(s+1)/(s^2+0.4*s+0.4));
9 eq=(s^2+0.4*s+0.4)
10 p=roots(eq)
11 disp(p,"open loop poles are:");
12 P=2;
13 Z=1;
14 k=0
15 A=((2*k+1)*180)/(P-Z);
16 disp(A,"asymptote are at angle:")
17 CH=(s^2+0.4*s+0.4)+K*(s+1)
18 CH=sym(' (s^2+0.4*s+0.4)+K*(s+1) ');
19 disp('=0',CH,"characterstics_eq ,CH=")
20 K=sym('-(s^2+0.4*s+0.4)/(s+1)')
21 d=diff(K,s)
22 e=s*(s+2)
23 disp("break away point s=-2 as it lies on root locus
      ")
24 disp("since |G(s)*H(s)|=1")
25 disp("which gives K=3.6")
26 k=3.6
27 g=(k*(s+1))/(s^2+0.4*s+0.4);
28 G=syslin('c',g)
29 evans(g,200)
30 xgrid(1)
31 v=[-20 1 -2 2]
32 mtlb_axis(v);
33 disp(" poles s=(-0.2+j0.6 and -0.2-j0.6) are
      equidistant from the zero s=-1, hence rootlocus
      plot is arc of the circle with centre s=-1 and
      radius 1.")

```

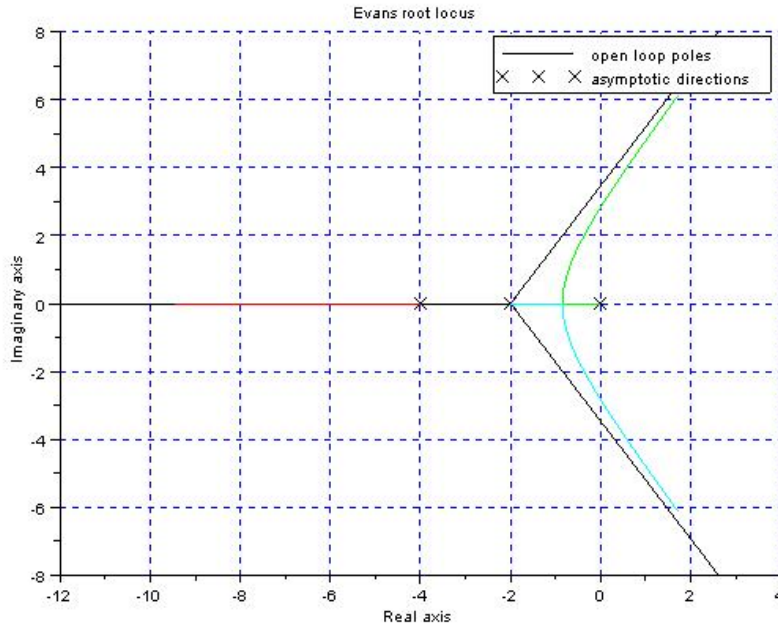


Figure 7.23: root locus

Scilab code Exa 7.24.7 root locus

```

1 //caption:root_locus
2 //example 7.24.7
3 //page 306
4 s=%s;
5 syms K;
6 GH=K/(s*(s+2)*(s+4))
7 //since Mp=40%, so .4=exp((-zeta*%pi)/(sqrt(1-zeta
  ^2))

```

```

8 zeta=0.3
9 //from given data
10 disp("the characterstics eq. is determined as:")
11 CH=(s*(s+2)*(s+4))+K
12 K=sym('-(s^3+6*s^2+8*s)')
13 d=diff(K,s)
14 e=-3*s^2-12*s-8
15 r1=roots(e)
16 disp(r1,"roots=")
17 disp("-0.842 is break away point sinc it lies on
    root locus")
18 CH=sym('s^3+6*s^2+8*s+K');
19 disp('=0',CH,"characterstics_eq,CH=")
20 c0=coeffs(CH,'s',0);
21 c1=coeffs(CH,'s',1);
22 c2=coeffs(CH,'s',2);
23 c3=coeffs(CH,'s',3);
24 b=[c0 c1 c2 c3]
25 n=4;
26 routh=[b([4,2]);b([3,1])];
27 routh=[routh;-det(routh)/routh(2,1),0]
28 t=routh(2:3,1:2)
29 routh=[routh;-det(t)/t(2,1),0]
30 disp(routh,"routh=")
31 disp("for given system to be marginally stable:");
32 disp("(48-K)=0 ");
33 disp("which gives:");
34 disp("K=48");
35 K=48;
36 k=48
37 a=6*s^2+48//intersection of root locus with
    imaginary plane
38 r=roots(a)
39 g=k/(s*(s+2)*(s+4))
40 G=syslin('c',g)
41 evans(g,8)
42 xgrid(2)
43 disp("the line theta=acos(zeta)=72.5 intersects root

```

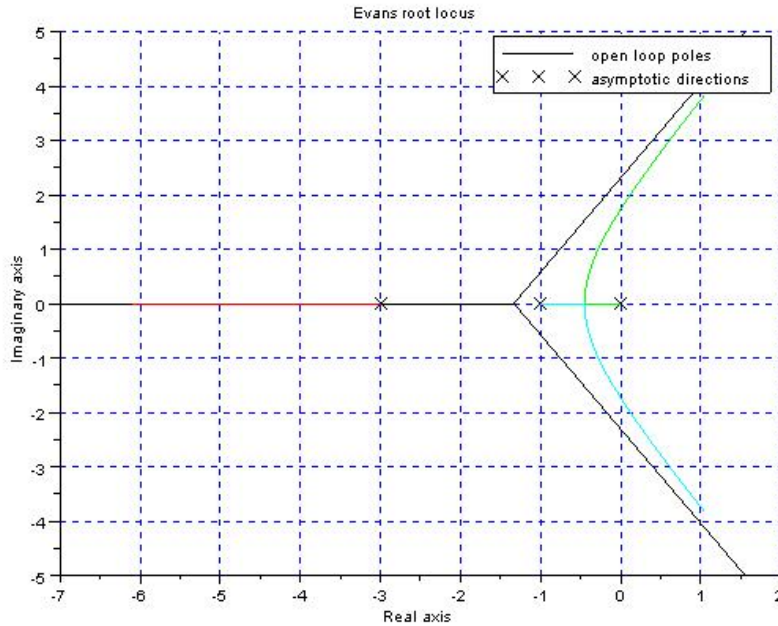


Figure 7.24: root locus

```

locus at sa=(-0.5+i1.65)”)
44 disp(”the value of K at s=sa is find to be 14.87 for
    Mp=40%”)
45 K=14.87
46 ts=4/0.5 // ts=4/(zeta*wn)
47 Kv=limit(s*GH,s,0)
48 Kv=eval(Kv)
49 Kv=float(Kv)
50 disp(Kv,”Kv=”) ;

```

Scilab code Exa 7.24.8 root locus

```

1 //caption:root_locus
2 //example 7.24.8
3 //page 308
4 clc;
5 s=%s;
6 syms K;
7 GH=K/(s*(s+1)*(s+3))
8 zeta=0.5
9 //from given data
10 disp("the characterstics eq. is determined as:")
11 CH=(s*(s+1)*(s+3))+K
12 CH=sym('(s*(s+1)*(s+3))+K');
13 disp('=0',CH,"characterstics_eq,CH=")
14 c0=coeffs(CH,'s',0);
15 c1=coeffs(CH,'s',1);
16 c2=coeffs(CH,'s',2);
17 c3=coeffs(CH,'s',3);
18 b=[c0 c1 c2 c3]
19 n=4;
20 routh=[b([4,2]);b([3,1])];
21 routh=[routh;-det(routh)/routh(2,1),0]
22 t=routh(2:3,1:2)
23 routh=[routh;-det(t)/t(2,1),0]
24 K=sym('-(s^3+4*s^2+3*s)')
25 d=diff(K,s)
26 e=-3*s^2-8*s-3
27 r1=roots(e)
28 disp(r1,"roots=")
29 disp("-0.45 is break away point since it lies on
    root locus")
30 disp(routh,"routh=")
31 disp("for given system to be marginally stable:");
32 disp("(12-K)=0 ");
33 disp("which gives:");
34 disp("K=12, for margianl stability");
35 K=12;
36 k=12
37 a=4*s^2+k//intersection of root locus with imaginary

```



```

        plane
38 r=roots(a)
39 disp(r,"intersection point of root locus with
        imaginary axis=")
40 g=k/(s*(s+1)*(s+3))
41 G=syslin('c',g)
42 evans(g,8)
43 xgrid(2)
44 disp(" for K=6")
45 k=6;
46 GH=k/(s*(s+1)*(s+3))
47 gm=K/k //gm=K(marginal_stability)/K(desired)
48 disp(gm," gain_margin=")
49 disp("the point where K=6 is s=1.2")
50 pm=180+(-90-(atan(1.2/1)*180/%pi)-(atan(1.2/3)*180/
        %pi))
51 disp(pm," phase margin=")

```

Scilab code Exa 7.24.9 root locus

```

1 //caption:root_locus
2 //example 7.24.9
3 //page 308
4 clc;
5 s=%s;
6 syms K
7 clf();
8 g=(K*(s^2+4)/(s*(s+1)));
9 Z=2
10 P=2
11 disp("the characterstics eq. is determined as:")
12 CH=(s*(s+1))+K*(s^2+4)
13 CH=sym('(s*(s+1))+K*(s^2+4)');

```

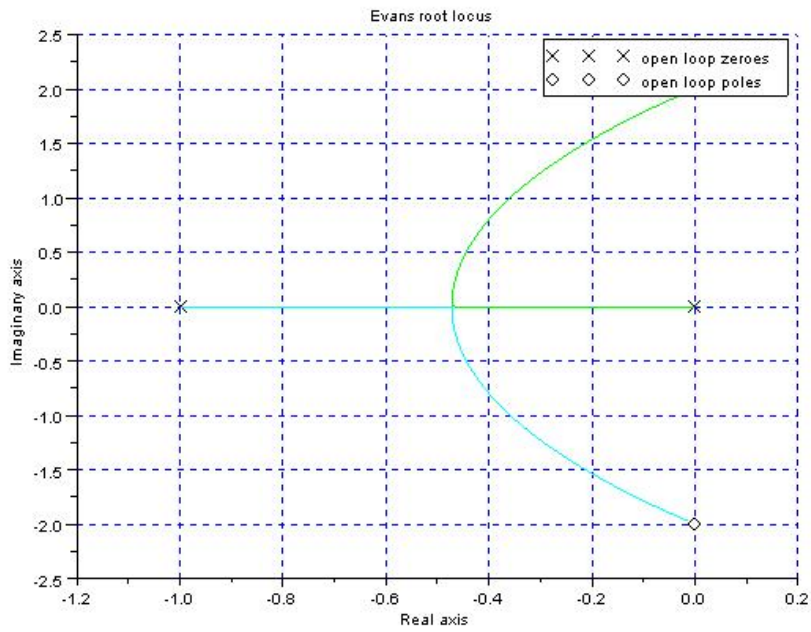


Figure 7.25: root locus

```

14 disp('=0',CH,"characterstics_eq ,CH=")
15 eq=(s*(s+1))
16 p=roots(eq)
17 disp(p,"open loop poles are:")
18 K=sym('(s*(s+1))/(s^2+4)')
19 d=diff(K,s)
20 e=2*s^2-8*s-8
21 r=roots(e);
22 disp(r,"r=")
23 disp("since -0.82 lies on root locus , so the
      breakaway point is -0.82 ")
24 disp("by putting s=-0.82 in |G(s)*H(s)|=1, the
      value of K at s=-0.82 is K=0.2")
25 k=0.2
26 g=(k*(s^2+4)/(s*(s+1)));
27 G=syslin('c',g)
28 evans(g,200)
29 xgrid(2)
30
31 disp("part (b)")
32 disp("by putting s=-0.69+i0.9 in |G(s)*H(s)|=1, K
      =0.464")

```

Scilab code Exa 7.24.10 Overall Transfer Function and Root Locus

```

1 //Caption:overall_transfer_function_and_root_locus
2 //example 7.24.10
3 //page 314
4 syms Ka Ke Kf Rf Lf eq N1 N2 N3 N4 N5
5 //where Ka=amplifier_gain; Ke=error_detector_gain;
      Kf=motor_torque_const; Rf=field_resistance; Lf=
      field_inductance Jeq=moment_of_inertia; feq=
      coeff_of_viscous_friction;

```

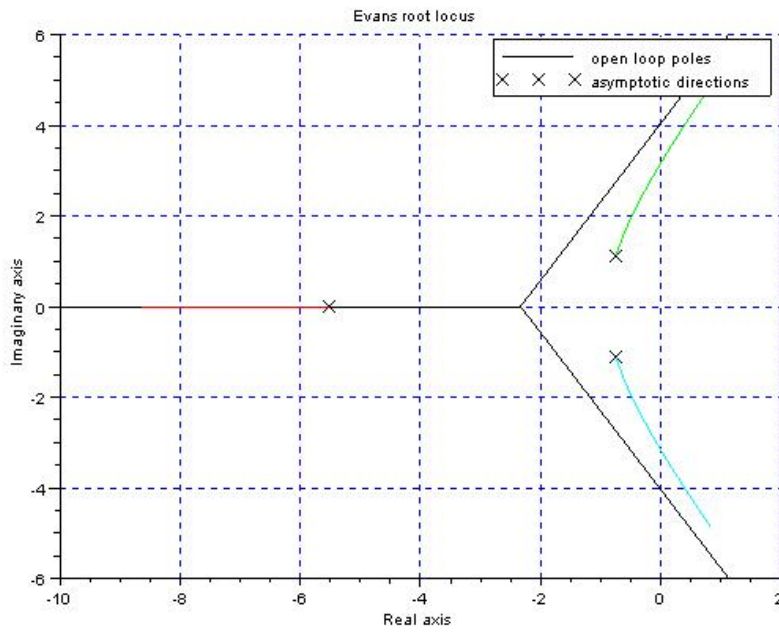


Figure 7.26: Overall Transfer Function and Root Locus

```

6 s=%s;
7 d=N1/N2;
8 e=N4/N3;
9 f=N4/N5;
10 n=N3/N5
11 Ke=0.05; Kf=2; Rf=10; Lf=2; Jeq=0.5*10^-4; feq
    =10^-4; d=0.1; e=5; f=0.5;n=0.2;
12 a=(1*Ke); //in series
13 b=Kf/(Rf+s*Lf);
14 c=1/(s*(Jeq*s+feq));
15 g= (b*c) //in series
16 h= (g*a) //in series
17 j= (h*0.02) //in series
18 k=j/(1+j*0.5);
19 a1=1/20;
20 c1=a1*k
21 disp(c1,"C(s)/R(s)=");
22 clf();
23 G=syslin('c',c1)
24 evans(G,200)
25 xgrid(2)

```

Scilab code Exa 7.24.11 root locus

```

1 //caption:root_locus
2 //example 7.24.11
3 //page 308
4 clc;
5 s=%s;
6 syms K
7 clf();
8 g=K*(s+0.1)/(s*(s-0.2)*(s^2+s+0.6));
9 Z=2

```

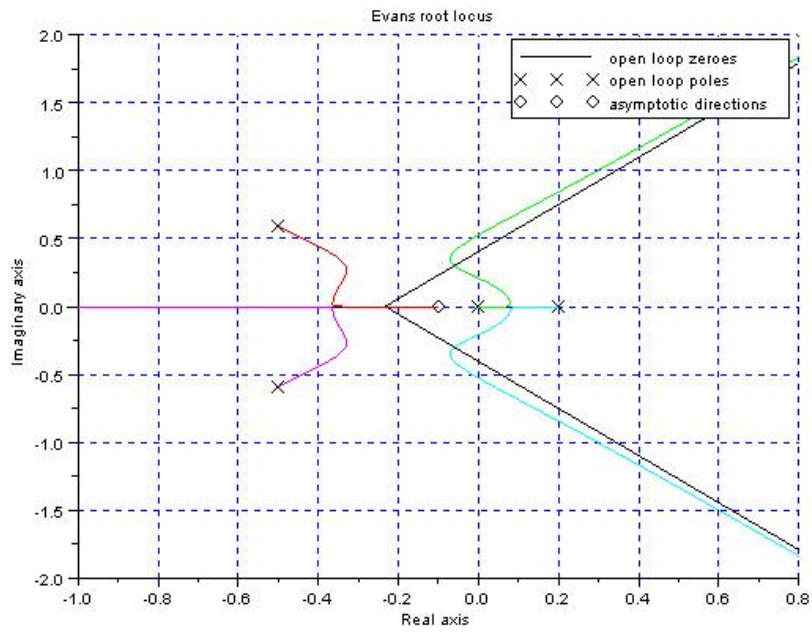


Figure 7.27: root locus

```

10 P=2
11 disp("the characterstics eq. is determined as:")
12 CH=(s*(s-0.2)*(s^2+s+0.6))+K*(s+0.1)
13 CH=sym(' (s*(s-0.2)*(s^2+s+0.6))+K*(s+0.1) ');
14 disp('=0',CH,"characterstics_eq ,CH=")
15 eq=(s*(s-0.2)*(s^2+s+0.6))
16 p=roots(eq)
17 disp(p,"open loop poles are:")
18 c0=coeffs(CH,'s',0);
19 c1=coeffs(CH,'s',1);
20 c2=coeffs(CH,'s',2);
21 c3=coeffs(CH,'s',3);
22 c4=coeffs(CH,'s',4);
23 b=[c0 c1 c2 c3 c4 ]
24 routh=[b([5,3,1]);b([4,2]),0]
25 routh=[routh;-det(routh(1:2,1:2))/routh(2,1),routh
        (1,3),0]
26 routh(3,1)=simple(routh(3,1))
27 t=routh(2:3,1:2)
28 l=simple(-det(t)/t(2,1))
29 routh=[routh;l,0,0]
30 routh=[routh;K,0,0]
31 K=sym('-(s*(s-0.2)*(s^2+s+0.6))/(s+0.1)')
32 d=diff(K,s)
33 e=3*s^4+2*s^3+0.64*s^2+0.08*s-0.12
34 r=roots(e);
35 disp(r,"r=")
36 disp("since -0.37 and 0.08 lies on root locus , so
        the breakaway point is -0.37 and 0.08 ")
37 disp(routh,"routh=")
38 disp("for given system to be marginally stable:");
39 disp("(625*K^2-310*K+33)/(625*K-275)=0 ");
40 disp("which gives:");
41 disp("K=0.148 and 0.352");
42 K1=0.148;
43 K2=0.352
44 a=((11-25*K1)/20)*s^2+K1/10//intersection of root
        locus with jw axis

```

```
45 r1=roots(a)
46 b=((11-25*K2)/20)*s^2+K2/10//intersection of root
    locus with jw axis
47 r2=roots(b)
48 disp(r1,r2,"root locus crosses imaginary axis at:")
49 g=(s+0.1)/(s*(s-0.2)*(s^2+s+0.6));
50 G=syslin('c',g)
51 evans(G,200)
52 xgrid(2)
53 v=[-1 0.7 -2 2];
54 mtlb_axis(v)
```

Chapter 8

COMPENSATION OF CONTROL SYSTEMS

Scilab code Exa 8.6.1 design suitable compensator

```
1 //caption: design_suitable_compensator
2 //example 8.6.1
3 //page 339
4 s=%s;
5 clf();
6 syms K;
7 g=(K/(s*(1+0.2*s)));
8 Kv=limit(s*g,s,0); //static velocity error
   coefficient
9 //since Kv=10
10 K=10;
11 g=(10/(s*(1+0.2*s)));
12 G=syslin('c',g)
13 fmin=0.01;
14 fmax=100;
15 bode(G, fmin, fmax)
16 show_margins(G)
17 xtitle("uncompensated system")
18 [gm, freqGM]=g_margin(G);
```

```

19 [pm,freqPM]=p_margin(G);
20 disp(gm,"gain_margin=");
21 disp((freqGM*2*%pi),"gain_margin_freq=");
22 disp(pm,"phase_margin=");
23 disp((freqPM*2*%pi),"
    phase_margin_freq_or_gain_cross_over_frequency=")
    ;
24 disp("since P.M is less than desired value so we
    need phase lead network ")
25 disp("selecting zero of lead compensating network at
    w=5.5rad/sec and pole at w=13.8rad/sec and
    applying gain to account attenuatin factor .")
26 gc=(1+0.18*s)/(1+0.072*s)
27 Gc=syslin('c',gc)
28 disp(Gc,"transfer function of lead compensator=");
29 G1=G*Gc
30 disp(G1,"overall transfer function=");
31 fmin=0.01;
32 fmax=100;
33 figure();
34 bode(G1, fmin, fmax);
35 show_margins(G1)
36 xtitle("compensated system")
37 [gm,freqGM]=g_margin(G1);
38 [pm,freqPM]=p_margin(G1);
39 disp(pm,"phase_margin_of_compensated_system=");
40 disp((freqPM*2*%pi),"gain_cross_over_frequency=");

```

Scilab code Exa 8.6.2 design phase lead compensator

```
1 //caption: design_phase_lead_compensator
```

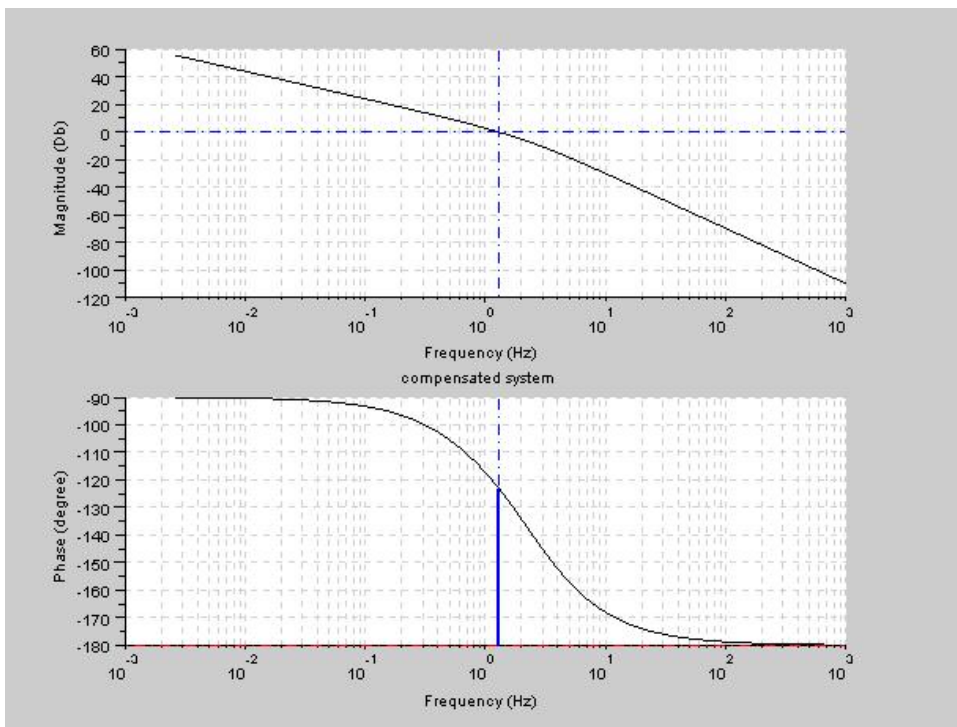


Figure 8.1: design suitable compensator

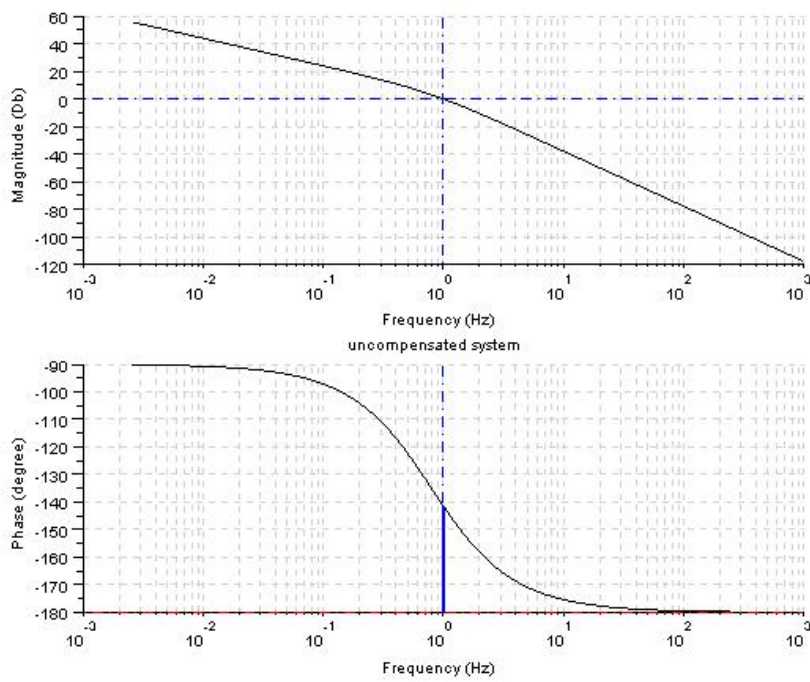


Figure 8.2: design suitable compensator

```

2 //example 8.6.2
3 //page 340
4 clc;
5 s=%s;
6 clf();
7 syms K;
8 g=(K/(s^2*(1+0.05*s)));
9 Ka=limit(s^2*g,s,0); //static acceleration error
    coefficient
10 //since Ka=100
11 K=100;
12 g=(100/(s^2*(1+0.05*s)));
13 G=syslin('c',g)
14 fmin=0.01;
15 fmax=100;
16 bode(G, fmin, fmax)
17 show_margins(G)
18 xtitle("uncompensated system")
19 [gm,freqGM]=g_margin(G);
20 [pm,freqPM]=p_margin(G);
21 disp(gm,"gain_margin=");
22 disp((freqGM*2*%pi),"gain_margin_freq=");
23 disp(pm,"phase_margin=");
24 disp((freqPM*2*%pi),"
    phase_margin_freq_or_gain_cross_over_frequency=")
    ;
25 disp("since P.M is negaative so system is unstable "
    )
26 disp("selecting zero of lead compensating network at
    w=5rad/sec and pole at w=54rad/sec and applying
    gain to account attenuatin factor .")
27 gc=(1+0.2*s)/(1+0.0186*s)
28 Gc=syslin('c',gc)
29 disp(Gc,"transfer function of lead compensator=");
30 G1=G*Gc
31 disp(G1,"overall transfer function=");
32 fmin=0.01;
33 fmax=100;

```

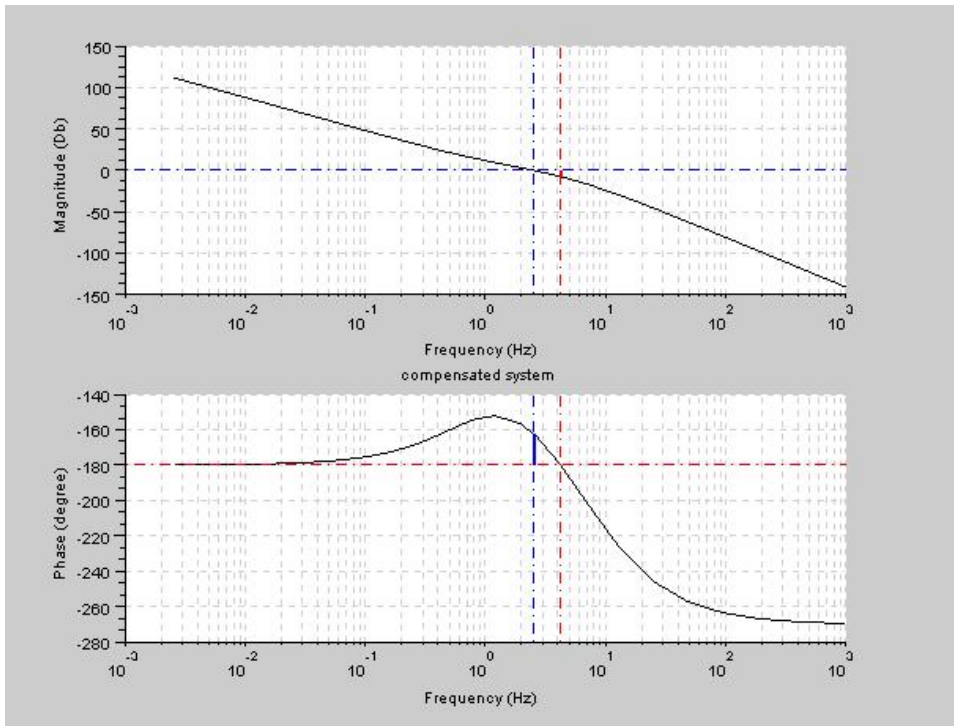


Figure 8.3: design phase lead compensator

```

34 figure();
35 bode(G1, fmin, fmax)
36 show_margins(G1)
37 xtitle("compensated system")
38 [gm,freqGM]=g_margin(G1);
39 [pm,freqPM]=p_margin(G1);
40 disp(pm," phase_margin_of_compensated_system=");
41 disp((freqPM*2*%pi)," gain_cross_over_frequency=");

```

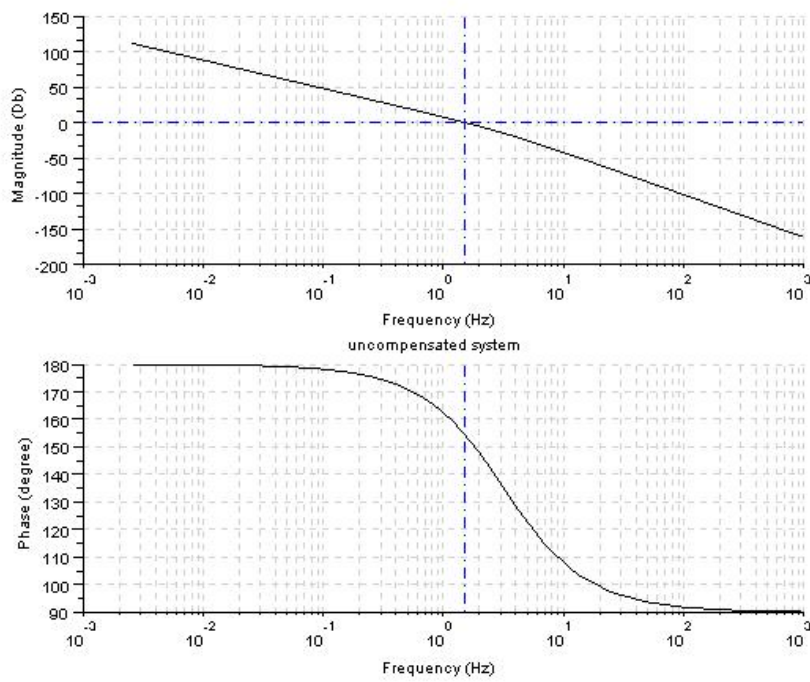


Figure 8.4: design phase lead compensator

Scilab code Exa 8.6.3 design suitable compensator

```
1 //caption: design_suitable_compensator
2 //example 8.6.3
3 //page 344
4 clc;
5 s=%s;
6 clf();
7 syms K;
8 g=(K/(s*(1+0.5*s)*(1+0.2*s)));
9 Kv=1/0.125//static velocity error coefficient (Kv=
    desired output velocity/steady state error)
10 //since Kv=8, as system is type 1 , so K=Kv;
11 K=8;
12 g=(8/(s*(1+0.5*s)*(1+0.2*s)));
13 G=syslin('c',g)
14 fmin=0.01;
15 fmax=100;
16 bode(G, fmin, fmax)
17 show_margins(G)
18 xtitle("uncompensated system")
19 [gm,freqGM]=g_margin(G);
20 [pm,freqPM]=p_margin(G);
21 disp(gm,"gain_margin=");
22 disp((freqGM*2*%pi),"
    gain_margin_freq_or_phase_cross_over_frequency="
    );
23 disp(pm,"phase_margin=");
24 disp((freqPM*2*%pi),"
    phase_margin_freq_or_gain_cross_over_frequency="
    );
25 disp("since gain crossover freq and phase crossover
    freq are very close to each other. So, system is
    marginally stable");
26 disp("so we need phase lag network ");
27 disp("selecting zero of lead compensating network at
    w=0.18rad/sec and pole at w=0.04rad/sec and
    applying gain to account attenuatin factor .")
```



```
28 gc=(1+5.55*s)/(1+24.7*s)
29 Gc=syslin('c',gc)
30 disp(Gc,"transfer function of lead compensator=");
31 G1=G*Gc
32 disp(G1,"overall transfer function=");
33 fmin=0.01;
34 fmax=100;
35 figure();
36 bode(G1, fmin, fmax)
37 show_margins(G1)
38 xtitle("compensated system")
39 [gm,freqGM]=g_margin(G1);
40 [pm,freqPM]=p_margin(G1);
41 disp(gm,"gain_margin=");
42 disp((freqGM*2*%pi),"
      gain_margin_freq_or_phase_cross_over_frequency=="
      );
43 disp(pm,"phase_margin_of_compensated_system=");
44 disp((freqPM*2*%pi),"gain_cross_over_frequency=");
```

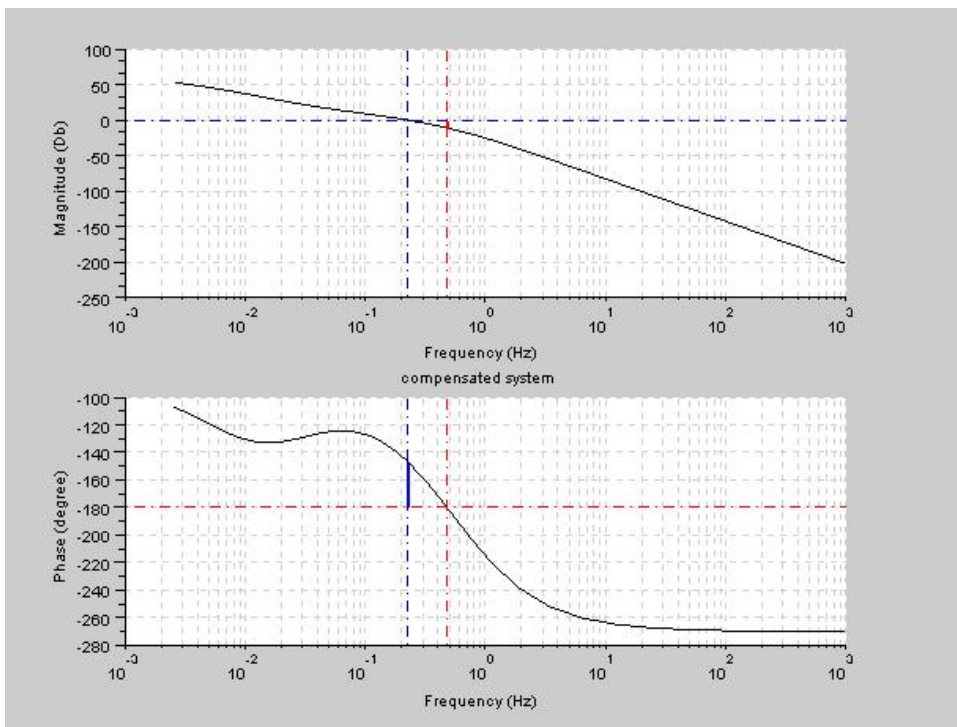


Figure 8.5: design suitable compensator

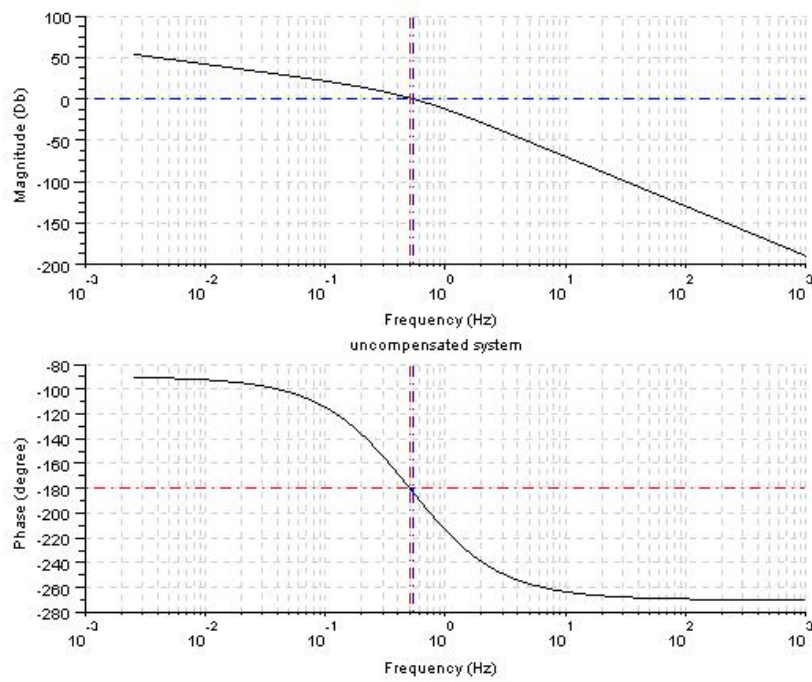


Figure 8.6: design suitable compensator

Chapter 9

INTRODUCTION TO STATE SPACE ANALYSIS OF CONTROL SYSTEMS

Scilab code Exa 9.8.1 Check for Contrallability of System

```
1 //caption:check_for_contrallability_of_system
2 //example 9.8.1
3 //page 381
4 A=[1 1;0 -1]
5 B=[1;0]
6 P=cont_mat(A,B);
7 disp(P,"Controllability Matrix=");
8 d=determ(P)
9 if d==0
10     printf("matrix is singular , so system is
            uncontrollable");
11 else
12     printf("system is controllable");
13 end;
```

Scilab code Exa 9.8.2 Check for Contrallability of System

```
1 //caption:check_for_contrallability_of_system
2 //example 9.8.2
3 //page 381
4 A=[-2 0;0 -1]
5 B=[1;1]
6 P=cont_mat(A,B);
7 disp(P,"Controllability Matrix=");
8 d=determ(P)
9 if d==0
10     printf("matrix is singular , so system is
            uncontrollable");
11 else
12     printf("system is controllable");
13 end;
```

Scilab code Exa 9.9.1.a Check for Observability of System

```
1 //caption:check_for_observability_of_system
2 //example 9.9.1_a
3 //page 383
4 A=[0 1;-2 -3]
5 B=[0;1]
6 C=[1 1]
7 P=obsv_mat(A,C);
8 disp(P,"Observability Matrix=");
9 d=determ(P)
10 if d==0
11     printf("matrix is singular , so system is
            unobservable");
12 else
13     printf("system is observable");
14 end;
```

Scilab code Exa 9.9.1.b Check for Observability of System

```
1 //caption:check_for_observability_of_system
2 //example 9.9.1_b
3 //page 383
4 A=[-2 1;0 1]
5 B=[1;1]
6 C=[1 1]
7 P=obsv_mat(A,C);
8 disp(P,"Observability Matrix=");
9 d=determ(P)
10 if d==0
11     printf("matrix is singular , so system is
12           unobservable");
13 else
14     printf("system is observable");
15 end;
```

Scilab code Exa 9.10.4.a Obtain State Matrix

```
1 //caption:obtain_state_matrix
2 //example 9.10.4_a
3 //page 387
4 s=%s;
5 g=1/((s+1)*(s+3));
6 CL=syslin('c',g);
7 disp(CL,"C(s)/R(s)=");
8 SS=tf2ss(CL)
9 [Ac,Bc,U,ind]=canon(SS(2),SS(3))
10 disp(SS,"state space matrix=")
11 disp(Ac,"Ac",Bc,"Bc",U,"U",ind,"ind")
```

Scilab code Exa 9.10.4.b Obtain State Matrix

```
1 //caption:obtain_state_matrix
2 //example 9.10.4_b
3 //page 387
4 clc;
5 s=%s;
6 g=(2*s+1)/(s^2+2);
7 CL=syslin('c',g);
8 disp(CL,"C(s)/R(s)=");
9 SS=tf2ss(CL)
10 [Ac,Bc,U,ind]=canon(SS(2),SS(3))
11 disp(SS,"state space matrix=")
12 disp(Ac,"Ac",Bc,"Bc",U,"U",ind,"ind")
```

Scilab code Exa 9.10.5 Obtain State Matrix

```
1 //caption:obtain_state_matrix
2 //example 9.10.5
3 //page 388
4 s=%s;
5 g=(s+3)/(s^2+3*s+4);
6 CL=syslin('c',g);
7 disp(CL,"C(s)/R(s)=");
8 SS=tf2ss(CL)
9 [Ac,Bc,U,ind]=canon(SS(2),SS(3))
10 disp(SS,"state space matrix=")
11 disp(Ac,"Ac",Bc,"Bc",U,"U",ind,"ind")
```

Scilab code Exa 9.10.6 Obtain State Matrix

```
1 //caption:obtain_state_matrix
2 //example 9.10.6
3 //page 389
4 s=%s;
5 g=(s^2+3*s+2)/(s^3+9*s^2+26*s+24);
6 CL=syslin('c',g);
7 disp(CL,"C(s)/R(s)=");
8 SS=tf2ss(CL)
9 [Ac,Bc,U,ind]=canon(SS(2),SS(3))
10 disp(SS,"state space matrix=")
11 disp(Ac,"Ac",Bc,"Bc",U,"U",ind,"ind")
```

Scilab code Exa 9.10.7 Obtain State Matrix

```
1 //caption:obtain_state_matrix
2 //example 9.10.7
3 //page 390
4 s=%s;
5 g=(s+3)/((s+1)*(s+2));
6 CL=syslin('c',g);
7 disp(CL,"C(s)/R(s)=");
8 SS=tf2ss(CL)
9 [Ac,Bc,U,ind]=canon(SS(2),SS(3))
10 disp(SS,"state space matrix=")
11 disp(Ac,"Ac",Bc,"Bc",U,"U",ind,"ind")
```

Scilab code Exa 9.10.9 Obtain State Matrix

```
1 //caption:obtain_state_matrix
2 //example 9.10.9
3 //page 392
```



```

4 s=%s;
5 g=(10*(s+3))/((s+4)*(s+2)^2);
6 CL=syslin('c',g);
7 disp(CL,"C(s)/R(s)=");
8 SS=tf2ss(CL)
9 [Ac,Bc,U,ind]=canon(SS(2),SS(3))
10 disp(SS,"state space matrix=")
11 disp(Ac,"Ac",Bc,"Bc",U,"U",ind,"ind")

```

Scilab code Exa 9.10.10 Obtain State Matrix

```

1 //caption:obtain_state_matrix
2 //example 9.10.10
3 //page 393
4 s=%s;
5 g=(s^2+6*s+8)/((s+3)*(s^2+2*s+5));
6 CL=syslin('c',g);
7 disp(CL,"C(s)/R(s)=");
8 SS=tf2ss(CL)
9 [Ac,Bc,U,ind]=canon(SS(2),SS(3))
10 disp(SS,"state space matrix=")
11 disp(Ac,"Ac",Bc,"Bc",U,"U",ind,"ind")

```

Scilab code Exa 9.10.11 Obtain Time Response

```

1 //caption:obtain_time_response
2 //example 9.10.11
3 //page 394
4 s=%s;
5 syms t
6 A=[0 1;-2 0]
7 B=[1 -1]
8 x0=[1 1]'

```

```

 9 [r c]=size(A); //size of matrix A
10 p=s*eye(r,c)-A; //s*I-A where I is identity matrix
11 q=det(p) //determinant of sI-A
12 r=inv(p) //inverse of sI-A
13 //for calculating state transistion matrix
14 ip=[0 0;0 0]
15 i=1;j=1;
16 for i=1:2
17     for j=1:2
18         ip(i,j)=ilaplace(r(i,j),s,t);
19         j=j+1;
20     end
21     i=i+1;
22 end
23 disp(ip,"state transistion matrix ,ip(t)=");
24 x=ip*x0
25 y=x(1,1)-x(2,1)
26 y=simple(y) //output
27 disp(y,"time response of the system ,y(t)=");

```

Scilab code Exa 9.10.12.i Obtain Zero Input Response

```

1 //caption:obtain_zero_input_response
2 //example 9.10.12_(i)
3 //page 395
4 s=%s;
5 syms t
6 A=[0 1;-2 -1]
7 B=[0 1]'
8 x0=[1 0]'
9 [r c]=size(A); //size of matrix A
10 p=s*eye(r,c)-A; //s*I-A where I is identity matrix
11 q=det(p) //determinant of sI-A
12 r=inv(p) //inverse of sI-A
13 //for calculating state transistion matrix

```

```

14 ip=[0 0;0 0]
15 i=1;j=1;
16 for i=1:2
17     for j=1:2
18         ip(i,j)=ilaplace(r(i,j),s,t);
19         j=j+1;
20     end
21     i=i+1;
22 end
23 disp(ip,"state transistion matrix ,ip(t)=");
24 x=ip*x0
25 disp(x,"zero input response of the system ,x(t)=");

```

Scilab code Exa 9.10.12.ii Obtain Zero State Response

```

1 //caption:obtain_zero_state_response
2 //example 9.10.12_(ii)
3 //page 395
4 s=%s;
5 syms t
6 A=[0 1;-2 -1]
7 B=[0 1]'
8 x0=[1 0]'
9 [r c]=size(A); //size of matrix A
10 p=s*eye(r,c)-A; //s*I-A where I is identity matrix
11 q=det(p) //determinant of sI-A
12 r=inv(p) //inverse of sI-A
13 m=r*B*(1/s);
14 //for calculating zero state response
15 x=[0;0]
16 x(1,1)=ilaplace(m(1,1),s,t);
17 x(2,1)=ilaplace(m(2,1),s,t);
18 disp(x,"zero input response of the system ,x(t)=");

```

Scilab code Exa 9.10.13 Obtain Time Response

```
1 //caption:obtain_time_response
2 //example 9.10.13
3 //page 397
4 syms t;
5 A=[0 1;-2 0]
6 x0=[1 1]';
7 [r c]=size(A); //size of matrix A
8 //since  $\exp(At)=I+A*t+(A*t)^2/2+(A*t)^3/3+\dots$ 
9 I=eye(r,c)
10 p=I+A*t+(A*t)^2/2+(A*t)^3/3
11 x=p*x0;
12 disp(x(1,1),"time response of the system ,x1(t)=");
13 disp(x(2,1),"time response of the system ,x2(t)=");
```

Scilab code Exa 9.10.14 Obtain Time Response using Diagonalization Process

```
1 //caption:
   obtain_time_response_using_diagonalization_process

2 //example 9.10.14
3 //page 398
4 syms m11 m22 m21 m12 t;
5 s=%s;
6 poly(0,"l");
7 A=[1 4;-2 -5]
8 B=[0;1]
9 C=[1;0]';
10 x0=[1 0]';
11 [r c]=size(A); //size of matrix A
12 I=eye(r,c);
```

```

13 p=1*I-A;//1*I-A where I is identity matrix
14 q=det(p)//determinant of 1I-A
15
16 //roots of q are -1 and -3
17 l1=-1;
18 l2=-3;
19 //for determining modal matrix
20 x1=[m11;m21]
21 q1=(l1*I-A)*x1
22 //on solving we find m11=1, m21=-0.5
23 m11=1;m21=-0.5
24 x2=[m12;m22]
25 q2=(l2*I-A)*x1
26 //on solving we find m12=1, m22=-1
27 m12=1;m22=-1
28 M=[m11 m12;m21 m22]
29 M1=inv(M);
30 k1=M1*A*M;
31 z0=M1*x0;
32 k2=M1*B
33 Z=inv(s*I-k1)*z0+(inv(s*I-k1)*k2)*(1/s);
34 X=M*Z
35 x=[0;0]
36 x(1,1)=ilaplace(X(1,1),s,t);
37 x(2,1)=ilaplace(X(2,1),s,t);
38 y=C*x
39 disp(y,"output_equation_is ,y(t)=")

```

Scilab code Exa 9.10.15 Obtain Time Response using Diagonalization Process

```

1 //caption:
   obtain_time_response_using_diagonalization_process

2 //example 9.10.15
3 //page 403

```

```

4 syms t;
5 s=%s;
6 poly(0,"l");
7 A=[0 1;-6 -5]
8 B=[0;1]
9 C=[6 1]
10 x0=[1 0]'
11 [r c]=size(A); //size of matrix A
12 I=eye(r,c);
13 p=1*I-A; //1*I-A where I is identity matrix
14 q=det(p) //determinant of 1I-A
15 //roots of q are -1 and -3
16 l1=-2;
17 l2=-3;
18 //for determining vandermonde's matrix
19 P=[1 1;l1 l2];
20 P1=inv(P);
21 k1=P1*A*P;
22 z0=P1*x0;
23 k2=P1*B
24 Z=inv(s*I-k1)*z0+(inv(s*I-k1)*k2)*(1/s);
25 X=P*Z
26 X(2,1)=-5/(s^2+5*s+6)
27 x=[0;0]
28 x(1,1)=ilaplace(X(1,1),s,t);
29 x(2,1)=ilaplace(X(2,1),s,t);
30 y=C*x
31 y=simple(y)
32 disp(y,"output_equation_is ,y(t)=")

```

Scilab code Exa 9.10.16 Determine Transfer Matrix

```

1 //caption:determine_transfer_matrix
2 //example 9.10.16
3 //page 406

```

```

4  clc;
5  s=%s
6  A=[1 -2;4 -5]
7  B=[2;1]
8  C=[1 1]
9  [r c]=size(A); //size of matrix A
10 p=s*eye(r,c)-A; //s*I-A where I is identity matrix
11 r=inv(p) //inverse of sI-A
12 G=C*r*B //transfer matrix
13 disp(G,"transfer matrix=")

```

Scilab code Exa 9.10.17 Determine Transfer Matrix

```

1  //caption:determine_transfer_matrix
2  //example 9.10.17
3  //page 407
4  s=%s
5  A=[-3 1;0 -1]
6  B=[1;1]
7  C=[1 1]
8  D=0;
9  [r c]=size(A); //size of matrix A
10 p=s*eye(r,c)-A; //s*I-A where I is identity matrix
11 r=inv(p) //inverse of sI-A
12 G=C*r*B //transfer matrix
13 disp(G,"transfer matrix=")

```

Scilab code Exa 9.10.18 Determine Transfer Matrix

```

1  //caption:determine_transfer_matrix
2  //example 9.10.17
3  //page 407
4  s=%s

```

```

5 A=[0 3;-2 -5]
6 B=[1 1;1 1]
7 C=[2 1;1 0]
8 D=0;
9 [r c]=size(A); //size of matrix A
10 p=s*eye(r,c)-A; //s*I-A where I is identity matrix
11 r=inv(p) //inverse of sI-A
12 G=C*r*B //transfer matrix
13 disp(G,"transfer matrix=")

```

Scilab code Exa 9.10.20 Check for Contrallability of System

```

1 //caption:check_for_contrallability_of_system
2 //example 9.10.20
3 //page 410
4 A=[0 1 0;0 0 1;0 -2 -3]
5 B=[0 1;0 0;1 1]
6 P=cont_mat(A,B);
7 disp(P,"Controllability Matrix=");
8 S=[P(1) P(4) P(7);P(2) P(5) P(8);P(3) P(6) P(9)]; //
   collecting columns from P to form a square matrix
   (3*3)
9 d=det(S);
10 if d==0
11     printf("matrix is singular , so system is
   uncontrollable");
12 else
13     printf("system is controllable");
14 end;

```

Scilab code Exa 9.10.21 Check for Contrallability and Observability


```

1 //caption:
   check_for_contrallability_and_observability_of_system

2 //example 9.10.21
3 //page 411
4 A=[0 1 0;0 0 1;-6 -11 -6]
5 B=[1 0 1]'
6 C=[10 5 1]
7 P=cont_mat(A,B);
8 disp(P,"Controllability Matrix=");
9 d=det(P)
10 if d==0
11     printf("matrix is singular , so system is
            uncontrollable");
12 else
13     printf("system is controllable");
14 end;
15 P1=obsv_mat(A,C);
16 disp(P1,"Observability Matrix=");
17 d1=det(P1)
18 if d1==0
19     printf("matrix is singular , so system is
            unobservable");
20 else
21     printf("system is observable");
22 end;

```

Scilab code Exa 9.10.22 Check for Contrallability and Observability

```

1 //caption:
   check_for_contrallability_and_observability_of_system

2 //example 9.10.21
3 //page 411
4 s=%s;

```

```

5 g=(10*(s+3))/((s+4)*(s+2)^2);
6 CL=syslin('c',g);
7 disp(CL,"Y(s)/U(s)=");
8 SS=tf2ss(CL)
9 [Ac,Bc,U,ind]=canon(SS(2),SS(3))
10 A=SS(2)
11 B=SS(3)
12 C=SS(4)
13 P=cont_mat(A,B);
14 P=round(P)
15 disp(P,"Controllability Matrix=");
16 d=det(P)
17 if d==0
18     printf("matrix is singular , so system is
            uncontrollable");
19 else
20     printf("system is controllable");
21 end;
22 P1=obsv_mat(A,C);
23 P1=round(P1);
24 disp(P1,"Observability Matrix=");
25 d1=det(P1)
26 if d1==0
27     printf("matrix is singular , so system is
            unobservable");
28 else
29     printf("system is observable");
30 end

```

Chapter 11

SOLUTION OF PROBLEMS USING COMPUTER

Scilab code Exa 11.1 pole zero Plot

```
1 //Caption: pole_zero_plot
2 // example 11_1
3 //page 468
4 //transfer function:G(s)=((8*(s+3)*(s+4))/(s*(s+2)*(
    s^2+2*s+2)))
5 s=%s;
6 G=syslin('c',((8*(s+3)*(s+4))/(s*(s+2)*(s^2+2*s+2)))
    );
7 disp(G,"G(s)=");
8 x=plzr(G)
9 xgrid(2)
```

Scilab code Exa 11.2 transfer function

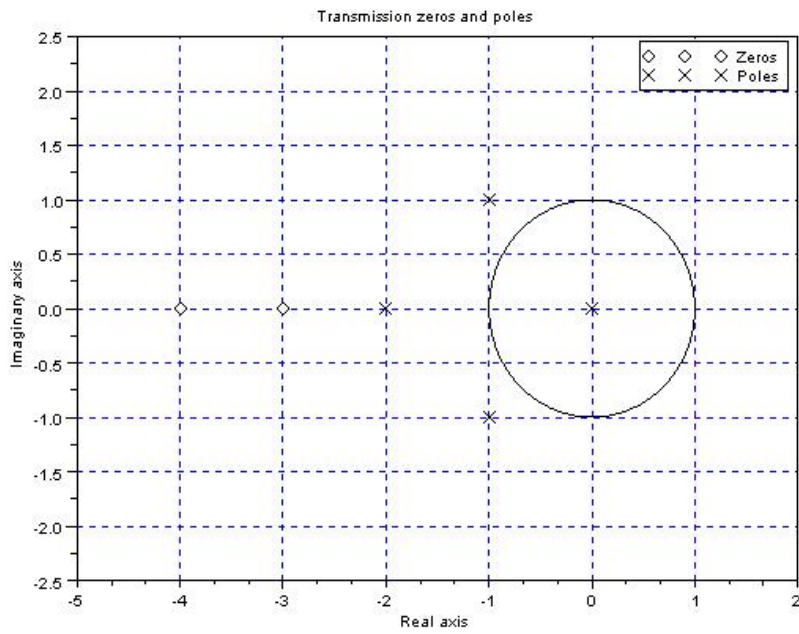


Figure 11.1: pole zero Plot

```

1 //Caption: transfer_function
2 // example 11_2
3 //page 469
4 syms G1 G2 G3 H1;
5 s=%s;
6 G1=4/(s*(s+4));
7 G2=s+1.2;
8 G3=s+0.8;
9 H1=1;
10 H2=(G2+G3);
11 a=G1/.H1;
12 y=a/(1+a*H2)
13 disp(y,"C(s)/R(s)=")

```

Scilab code Exa 11.3 transfer function

```

1 //Caption: transfer_function
2 // example 11_3
3 //page 470
4 syms G1 G2 G3 H1;
5 s=%s;
6 G1=4;
7 G2=s
8 G3=1/(s*(s+2));
9 H1=0.5;
10 H2=1;
11 a=(G1+G2);
12 b=(a*G3);
13 c=b/.H1;
14 y=c/(1+c*H2)
15 disp(y,"C(s)/R(s)=")

```

Scilab code Exa 11.4 determine Wn zeta and Mp

```

1 //caption:determine_Wn , zeta_and_Mp
2 //example 11_4
3 //page 471
4 s=%s;
5 num=1;
6 den=sym('s*(1+0.5*s)*(1+0.2*s)');
7 c=num/den;
8 c=simple(c);
9 disp(c,"C(s)/E(s)=");
10 G=c;
11 H=1;
12 CL=G/(1+G*H);
13 CL=simple(CL);
14 disp(CL,"C(s)/R(s)=");
15 A=pfss((10/(s^3+7*s^2+10*s+10)));
16 d=denom(A(1));
17 b=coeff(denom(A(1)))
18 printf("for oscillatory roots:")
19 Wn=sqrt(b(1,1)); //natural_frequency
20 //2*zeta*Wn=1.5;
21 zeta=1.5/(2*Wn); //damping_ratio
22 Mp=exp((-zeta*pi)/sqrt(1-zeta^2))*100; //
    %_peak_overshoot
23 disp(Wn,"natural_frequency ,Wn=");
24 disp(zeta,"damping_ratio ,zeta=");
25 disp(Mp," %_peak_overshoot ,Mp=");

```

Scilab code Exa 11.5 time response for unit step function

```

1 //Caption:time_response_for_unit_step_function
2 //example 11_6
3 //page 474
4 s=%s;
5 syms t;
6 G=(s+2)/(s*(s+1))

```

```

7 H=1;
8 CL=G/.H
9 disp(CL,"C(s)/R(s)=")
10 y=ilaplace(CL,s,t);
11 disp(y,"c(t)=");
12 b=denom(CL)
13 c=coeff(b)
14 //Wn^2=c(1,1)
15 Wn=sqrt(c(1,1))//natural frequency
16 //2*zeta*Wn=c(1,2)
17 zeta=c(1,2)/(2*Wn)//damping ratio
18 Wd=Wn*sqrt(1-zeta^2)//damped frequency
19 tr=(%pi-atan(sqrt(1-zeta^2)/zeta))/(Wn*sqrt(1-zeta
    ^2))
20 Mp=(exp(-(zeta*%pi)/sqrt(1-zeta^2)))*100//max.
    overshoot
21 disp(tr,"rise time=");
22 disp(Mp,"max. peak overshoot=");

```

Scilab code Exa 11.7 time response for unit step function

```

1 //Caption:time_response_for_unit_step_function
2 //example 11_7
3 //page 475
4 s=%s;
5 syms t;
6 CL=(s+2)/(s^2+2*s+2)
7 disp(CL,"C(s)/R(s)=")
8 y=ilaplace(CL,s,t);
9 disp(y,"c(t)=");
10 b=denom(CL)
11 c=coeff(b)
12 //Wn^2=c(1,1)
13 Wn=sqrt(c(1,1))//natural frequency
14 //2*zeta*Wn=c(1,2)

```

```

15 zeta=c(1,2)/(2*Wn)//damping ratio
16 Wd=Wn*sqrt(1-zeta^2)//damped frequency
17 Tp=%pi/Wd//peak time
18 Mp=(exp(-(zeta*pi)/sqrt(1-zeta^2)))*100//max.
    overshoot
19 disp(Tp,"peak time=");
20 disp(Mp,"max. peak overshoot=")

```

Scilab code Exa 11.8 time response for unit step function

```

1 //Caption:time_response_for_unit_step_function
2 //example 11_8
3 //page 476
4 s=%s;
5 syms t;
6 G=(20)/((s+1)*(s+5))
7 H=1;
8 CL=G/.H
9 disp(CL,"C(s)/R(s)=")
10 y=ilaplace(CL,s,t);
11 disp(y,"c(t)=");
12 b=denom(CL)
13 c=coeff(b)
14 //Wn^2=c(1,1)
15 Wn=sqrt(c(1,1))//natural frequency
16 //2*zeta*Wn=c(1,2)
17 zeta=c(1,2)/(2*Wn)//damping ratio
18 Wd=Wn*sqrt(1-zeta^2)//damped frequency
19 Mp=(exp(-(zeta*pi)/sqrt(1-zeta^2)))*100//max.
    overshoot
20 Tp=%pi/Wd//peak time
21 t=(2*pi)/(Wn*sqrt(1-zeta^2))//period of oscillation
22 ts=4/(zeta*Wn)//settling time
23 N=Wd/(2*pi)*ts//no. of oscillations completed
    before reaching steady state

```



```

24 disp(Tp,"peak time=");
25 disp(Mp,"max. peak overshoot=");
26 disp(t,"period of oscillation");
27 disp(N,"no. of oscillations completed before
    reaching steady state=");
28 disp(ts,"settling time=")

```

Scilab code Exa 11.9 time response for unit step function

```

1 //Caption:time_response_for_unit_step_function
2 //example 11_9
3 //page 476
4 s=%s;
5 syms t;
6 CL=(4*s+4)/(s^2+2*s+5)
7 disp(CL,"C(s)/R(s)=")
8 y=ilaplace(CL,s,t);
9 disp(y,"c(t)=");
10 b=denom(CL)
11 c=coeff(b)
12 //Wn^2=c(1,1)
13 Wn=sqrt(c(1,1))//natural frequency
14 //2*zeta*Wn=c(1,2)
15 zeta=c(1,2)/(2*Wn)//damping ratio
16 Wd=Wn*sqrt(1-zeta^2)//damped frequency
17 Mp=(exp(-(zeta*%pi)/sqrt(1-zeta^2)))*100//max.
    overshoot
18 Tp=%pi/Wd//peak time
19 disp(Tp,"peak time=");
20 disp(Mp,"max. peak overshoot=");

```

Scilab code Exa 11.10.a calculate tr Tp Mp

```

1 //Caption: calculate_tr ,Tp,Mp
2 //example 11_10_a
3 //page 478
4 s=%s;
5 G=16/(s^2+1.6*s)
6 H=1;
7 CL=G/.H
8 disp(CL,"C(s)/R(s)=");
9 b=denom(CL)
10 c=coeff(b)
11 //Wn^2=c(1,1)
12 Wn=sqrt(c(1,1))//natural frequency
13 //2*zeta*Wn=c(1,2)
14 zeta=c(1,2)/(2*Wn)//damping ratio
15 Wd=Wn*sqrt(1-zeta^2)//damped frequency
16 Mp=(exp(-(zeta*%pi)/sqrt(1-zeta^2)))*100//max.
    overshoot
17 tr=(%pi-atan(sqrt(1-zeta^2)/zeta))/(Wn*sqrt(1-zeta
    ^2))//rise time
18 Tp=%pi/Wd//peak time
19 disp(Tp,"peak time=");
20 disp(Mp,"max. peak overshoot=")
21 disp(tr,"rise time=")

```

Scilab code Exa 11.10.b calculate Td tr Tp Mp

```

1 //Caption: calculate_Td ,tr ,Tp,Mp
2 //example 11_10_b
3 //page 478
4 s=%s;
5 syms Td
6 G=16/(s^2+1.6*s)
7 G1=1+s*Td
8 H=1;
9 a=G*G1

```

```

10 CL=a/.H
11 CL=simple(CL)
12 disp(CL,"C(s)/R(s)=");
13 zeta=0.8//given
14 //since zeta=0.8 so 2*zeta*Wn=1.6+16*Td
15 Wn=sqrt(16)
16 //so on solving
17 Td=0.3
18 //so transfer function takes the form:
19 CL1=(16+4.8*s)/(s^2+6.4*s+6)
20 disp(CL1,"C(s)/R(s)=");
21 Wn1=sqrt(16)
22 //2*zeta1*Wn1=6.4
23 zeta1=6.4/(2*Wn1)//damping ratio
24 Wd=Wn1*sqrt(1-zeta1^2)//damped frequency
25 Mp=(exp(-(zeta1*pi)/sqrt(1-zeta1^2)))*100//max.
    overshoot
26 tr=(%pi-atan(sqrt(1-zeta1^2)/zeta1))/(Wn1*sqrt(1-
    zeta1^2))//rise time
27 Tp=%pi/Wd//peak time
28 disp(Tp,"peak time=");
29 disp(Mp,"max. peak overshoot=")
30 disp(tr,"rise time=")

```

Scilab code Exa 11.11 expression for unit step response

```

1 //Caption: expression_for_unit_step_response
2 // example 11_11
3 //page 481
4 syms G1 G2 G3 H1 t;
5 s=%s;
6 G1=s+1;
7 G2=1/(s+2);
8 H2=1/(s*(s+1));
9 H1=1/(s+2);

```

```

10 a=G1/(1+G1*H1);
11 b=a/(1+a*H2)
12 y=b*G2;
13 disp(y,"C(s)/R(s)=")
14 //for unit step response R(s)=1/s;
15 C=y*(1/s)
16 c=ilaplace(C,s,t)
17 disp(c,"expression_for_unit_step_response_is=")

```

Scilab code Exa 11.12 unit step and impulse response

```

1 //Caption: unit_step_and_impulse_response
2 //example 11_12
3 //page 482
4 s=%s;
5 syms t;
6 G=(4*s+1)/(4*s^2)
7 H=1;
8 CL=G/.H
9 disp(CL,"C(s)/R(s)=")
10 y=ilaplace(CL,s,t);
11 disp(y,"unit impulse response,c(t)=");
12 //for unit step response R(s)=1/s;
13 C=CL*(1/s)
14 c=ilaplace(C,s,t)
15 disp(c,"expression_for_unit_step_response_is=")

```

Scilab code Exa 11.13 determine transfer function

```

1 //Caption: determine_transfer_function
2 //example 11_13
3 //page 483
4 syms t;

```

```

5 f=exp(-t)*(1-cos(2*t))
6 F=laplace(f,t,s);
7 disp(F,"F(s)=")

```

Scilab code Exa 11.14 determine Wn Wd Tp zeta and steady state error

```

1 //caption:determine_Wn,Wd,Tp,
   zeta_and_steady_state_error
2 //example 11_14
3 //page 484
4 s=%s;
5 syms t;
6 G=20/((s+5)*(s+1))
7 H=1;
8 CL=G/.H
9 disp(CL,"C(s)/R(s)=")
10 b=denom(CL)
11 disp(0,b,"=", "the char. eq is:",)
12 Wn=sqrt(25)//natural_frequency
13 //2*zeta*Wn=6
14 zeta=6/(2*Wn);//damping_ratio
15 d=zeta*Wn;//damping_factor
16 z=sqrt(1-zeta^2);
17 Wd=Wn*z;//damped_frequency_of_oscillation
18 Mp=exp((-zeta*pi)/z)*100;//%_max.peak_overshoot
19 Tp=%pi/Wd//peak_time
20 tfirst=(2*pi)/Wd //time for first under shoot
21 period=(2*pi)/Wd //period of oscillation
22 ts=4/(zeta*Wn)//settling_time
23 N=(Wd/(2*pi))*ts//no. of oscillations completed
   before reaching steady state
24 disp(Wn,"natural frequency=");
25 disp(zeta,"damping ratio=");
26 disp(Wd,"damped frequency of oscillation=");
27 disp(Tp,"peak time=");

```

```

28 disp(Mp, "%_max.peak overshoot=");
29 disp(tfirst, "time for first under shoot=");
30 disp(period, "period of oscillation=");
31 disp(N, "no. of oscillations completed before
    reaching steady state=");

```

Scilab code Exa 11.15 determine ω_n ω_d zeta and steady state error

```

1 //caption:determine_Wn ,Wd,
    zeta_and_steady_state_error
2 //example 11_15
3 //page 484
4 s=%s;
5 G=sym('25/(s*(s+5))');
6 G=simple(G);
7 H=1;
8 CL=G/.H;
9 CL=simple(CL);
10 disp(CL, "C(s)/R(s)=");
11 printf("the char. eq is:")
12 disp("s^2+5*s+25")
13 Wn=sqrt(25) //natural_frequency
14 //2*zeta*Wn=5
15 zeta=5/(2*Wn); //damping_ratio
16 d=zeta*Wn; //damping_factor
17 z=sqrt(1-zeta^2);
18 Wd=Wn*z; //damped_frequency_of_oscillation
19 Mp=exp((-zeta*pi)/z)*100; // %_max.peak_overshoot
20 //steady state error for unit ramp input is:Ess= (2*
    zeta/Wn)
21 Ess=(2*zeta/Wn); //steady state error
22 disp(" part (a):")
23 disp(Wn, "natural_frequency=");
24 disp(zeta, "damping_ratio=");
25 disp(Wd, "damped_frequency_of_oscillation=");

```

```

26 disp(Mp,"%_max. peak_overshoot=");
27 disp(Ess,"steady state error=");
28 //if damping ratio is increased from 0.5 to 0.75 by
    incorporating tachometer feedback
29 zeta=0.75;
30 H1=sym('s*Kt')//tachometer_feedback
31 CL1=G/(1+G*H1);
32 CL1=simple(CL1);
33 CL2=CL1/(1+H*CL1);
34 CL2=simple(CL2);
35 disp(CL2,"C(s)/R(s)=");
36 Wn=sqrt(25);
37 //2*zeta*Wn=25*Kt+5;
38 Kt=(2*zeta*Wn-5)/25;//tachometer_gain
39 Mp1=exp((-zeta*pi)/sqrt(1-zeta^2))*100;//
    %_peak_overshoot
40 disp("After applying tachometer feedback:");
41 disp(Kt,"tachometer_gain=");
42 disp(Mp1,"%_peak_overshoot=");

```

Scilab code Exa 11.16 determine Kp Kv Ka

```

1 //caption:determine_Kp_Kv_Ka
2 //example 11_16
3 //page 485
4 s=%s;
5 syms t;
6 num=10
7 den=sym('s^2+6*s+10');
8 GH=num/den;
9 GH=simple(GH);
10 disp(GH,"G(s)H(s)=");
11 Kp=limit(GH,s,0);//static positional error
    coefficient
12 disp(Kp,"static positional error coefficient=");

```

```

13 Kv=limit(s*GH,s,0); //static velocity error
    coefficient
14 disp(Kv,"static velocity error coefficient=");
15 Ka=limit(s^2*GH,s,0); //static acceleration error
    coefficient
16 disp(Ka,"static acceleration error coefficient=");

```

Scilab code Exa 11.17 determine Kp Kv Ka

```

1 //caption:determine_Kp_Kv_Ka
2 //example 11_16
3 //page 485
4 s=%s;
5 syms t;
6 num=sym('100*(s+2)*(s+40)');
7 den=sym('(s^3*(s^2+4*s+200))');
8 GH=num/den;
9 GH=simple(GH);
10 disp(GH,"G(s)H(s)=");
11 Kp=limit(GH,s,0); //static positional error
    coefficient
12 disp(Kp,"static positional error coefficient=");
13 Kv=limit(s*GH,s,0); //static velocity error
    coefficient
14 disp(Kv,"static velocity error coefficient=");
15 Ka=limit(s^2*GH,s,0); //static acceleration error
    coefficient
16 disp(Ka,"static acceleration error coefficient=");

```

Scilab code Exa 11.18 determine Kp Kv Ka

```

1 //caption:determine_Kp_Kv_Ka
2 //example 11_18

```



```

3 //page 488
4 s=%s;
5 syms t;
6 num=sym('2*(s^2+3*s+20)');
7 den=sym('s*(s+2)*(s^2+4*s+10)');
8 GH=num/den;
9 GH=simple(GH);
10 disp(GH,"G(s)H(s)=");
11 input1=5;
12 Kp=limit(GH,s,0); //static positional error
    coefficient
13 Ess=5*(1/(1+Kp)); //steady state error
14 e=(1/(%inf+1));
15 e=0;
16 Ess=e;
17 disp(Kp,"static positional error coefficient=");
18 disp(Ess,"steady state error=");
19 input2=4*t;
20 Kv=limit(s*GH,s,0); //static velocity error
    coefficient
21 Ess=(1/Kv)*4; //steady state error
22 disp(Kv,"static velocity error coefficient=");
23 disp(Ess,"steady state error=");
24 input3=(4*t^2)/2;
25 Ka=limit(s^2*GH,s,0); //static acceleration error
    coefficient
26 Ess=(1/Ka)*4; //steady state error
27 disp(Ka,"static acceleration error coefficient=");
28 disp("steady state error=");
29 disp("infinity")

```

Scilab code Exa 11.19 determine transfer function

```

1 //Caption:determine_transfer_function
2 //example 11_19

```

```

3 //page 489
4 syms t;
5 s=%s;
6 c=0.5+(1.25*exp(-t))-(1.75*exp(-12*t));
7 C=laplace(c,t,s);
8 disp(C,"C(s)=")

```

Scilab code Exa 11.21.a roots of characterstics equation

```

1 //Caption: roots_of_characterstics_equation
2 //example 11_21_a
3 //page 491
4 s=%s;
5 num=210
6 den=sym('s*(s+2)*(s^2+12*s+6)');
7 G=num/den;
8 G=simple(G);
9 H=1;
10 n1=poly([210], 's', 'coeff');
11 d1=poly([210 192 390 44 1], 's', 'coeff');
12 CL=syslin('c',n1,d1)
13 disp(CL,"C(s)/R(s)=")
14 b=denom(CL)
15 disp(0,"=",b,"the char. eq is:",)
16 r=roots(b);
17 disp(r,"roots of char. eq. are=");

```

Scilab code Exa 11.21.b bode plot

```

1 //Caption: bode_plot
2 //example 11_21_b

```

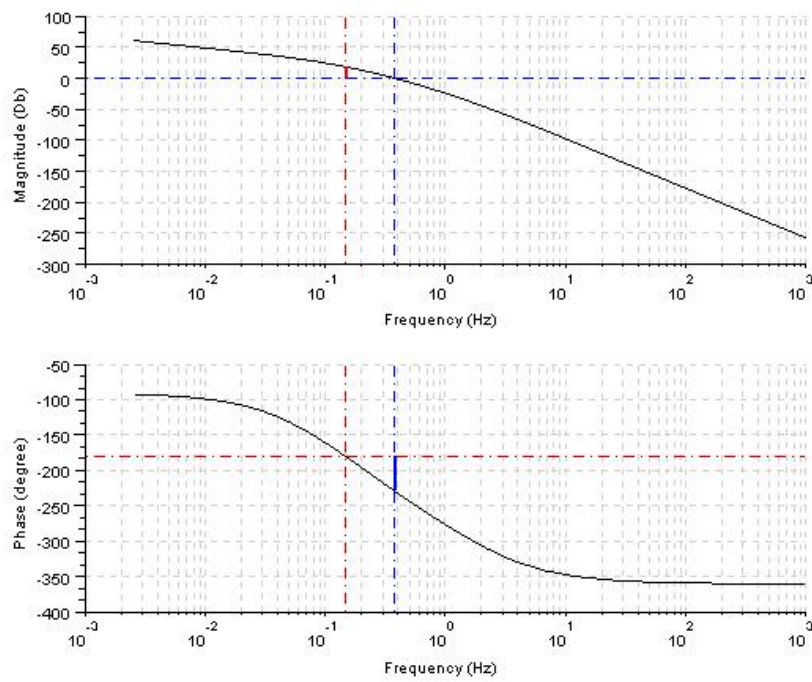


Figure 11.2: bode plot

```

3 //page 491
4 s=%s;
5 num=210
6 den=(s*(s+2)*(s^2+12*s+6));
7 g=num/den;
8 G=syslin('c',g)
9 fmin=0.01;
10 fmax=100;
11 bode(G, fmin, fmax)
12 show_margins(G)
13 gm=g_margin(G)
14 pm=p_margin(G)
15 disp(gm,"gain_margin=");
16 disp(pm,"phase_margin=");

```

Scilab code Exa 11.22 gain margin and phase margin

```

1 //caption: gain_margin_and_phase_margin
2 //example 11_22
3 //page 493
4 s=%s;
5 g=((2*(s+0.25))/(s^2*(s+1)*(s+0.5)));
6 G=syslin('c',g)
7 fmin=0.1;
8 fmax=100;
9 bode(G, fmin, fmax)
10 [gm,freqGM]=g_margin(G);
11 [pm,freqPM]=p_margin(G);
12 show_margins(G);
13 disp(gm,"gain_margin=");
14 disp((freqGM*2*%pi),"gain_margin_freq=");
15 disp(pm,"phase_margin=");
16 disp((freqPM*2*%pi),"phase_margin_freq=");

```

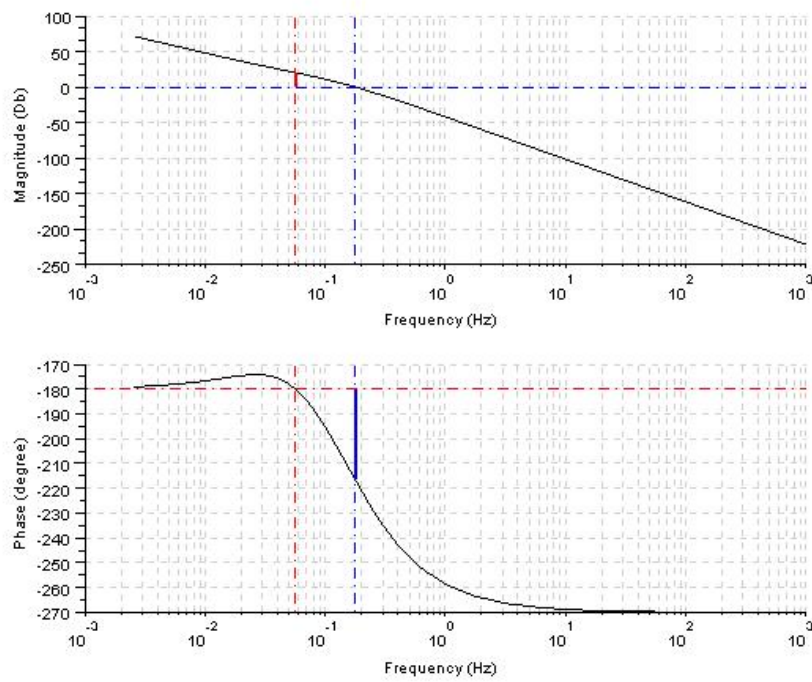


Figure 11.3: gain margin and phase margin

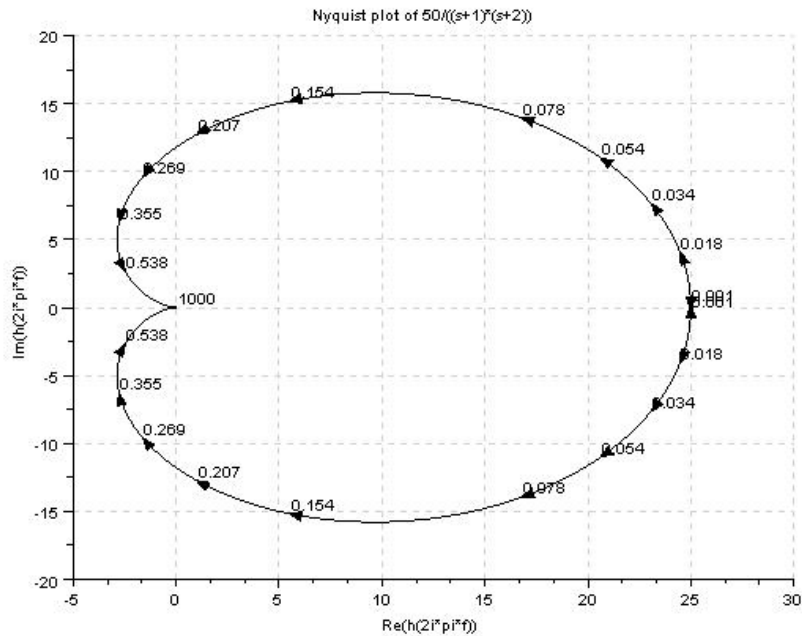


Figure 11.4: stability using Nyquist criterion

```

17 show_margins(G);
18 disp("since gain and phase margin are both negative
      so system is unstable")

```

Scilab code Exa 11.24 stability using Nyquist criterion

```

1 //caption: stability_using_Nyquist_criterion
2 //example 11_24
3 //page 496
4 clf;
5 s=%s;

```

```

6 s1=-s;
7 g=50/((s+1)*(s+2));
8 g1=50/((s1+1)*(s1+2));
9 GH=syslin('c',g)
10 GH1=syslin('c',g1)
11 nyquist(GH);
12 nyquist(GH1);
13 mtlb_axis([-5 30 -20 20]);
14 xtitle('Nyquist plot of 50/((s+1)*(s+2))')
15 figure;
16 show_margins(GH,'nyquist')
17 disp("since the point(-1+%i0) is not encircled by
      Nyquist plot ,so N=0 and P=0(given)")
18 N=0;//no. of encirclement of -1+%i0 by G(s)H(s) plot
19 P=0;//no. of poles of G(s)H(s) with positive real
      part
20 Z=P-N;//np.of zeros of 1+G(s)H(s)=0 with positive
      real part
21 disp(Z,"Z=")
22 disp("as Z=0,there are no roots of closed loop
      characterstics eq having positive real part ,
      hence system is stable.")

```

Scilab code Exa 11.25 stability using Nyquist criterion

```

1 //caption:stability_using_Nyquist_criterion
2 //example 11_25
3 //page 497
4 clf();
5 s=%s;
6 s1=-s;
7 g=(2.2/(s*(s+1)*(s^2+2*s+2)))
8 g1=(2.2/(s1*(s1+1)*(s1^2+2*s1+2)))

```

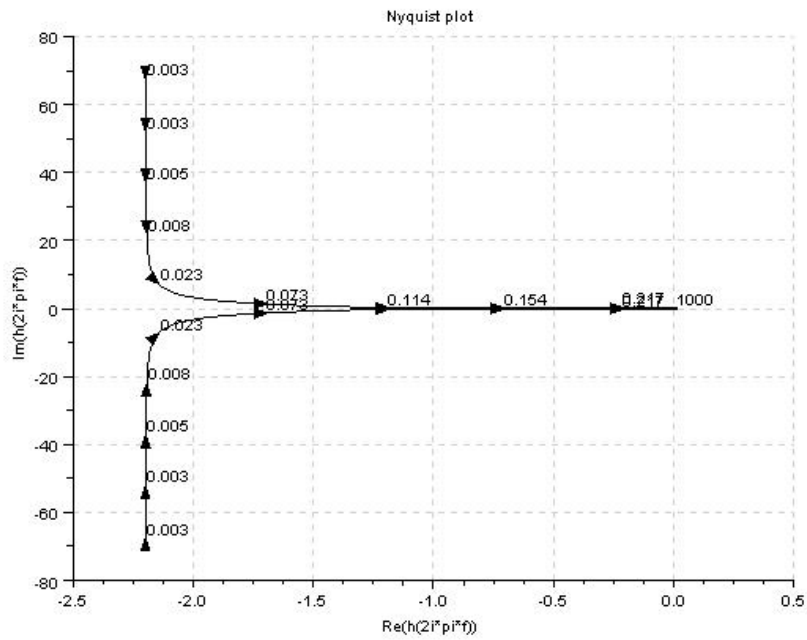


Figure 11.5: stability using Nyquist criterion

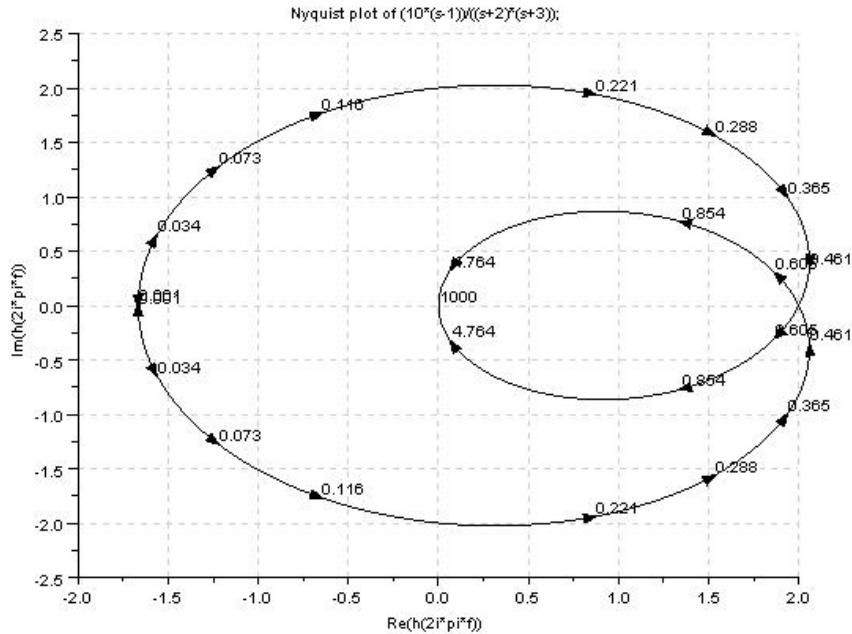


Figure 11.6: stability using Nyquist criterion

```

9  GH=syslin('c',g);
10 GH1=syslin('c',g1);
11 nyquist(GH);
12 nyquist(GH1);
13 mtlb_axis([-2.5 0.2 -75 75]);
14 disp("as the nyquist plot passes through the point
      -1+%i*0, so system is marginally stable and
      output represents sustained oscillations.")

```

Scilab code Exa 11.26.i stability using Nyquist criterion

```

1 //caption: stability_using_Nyquist_criterion
2 //example 11_26_i
3 //page 497
4 clf();
5 s=%s;
6 s1=-s;
7 disp(" for K=10")
8 g=(10*(s-1))/((s+2)*(s+3));
9 g1=(10*(s1-1))/((s1+2)*(s1+3));
10 GH=syslin('c',g);
11 GH1=syslin('c',g1);
12 nyquist(GH);
13 nyquist(GH1);
14 mtlb_axis([-2 2 -2.5 2.5]);
15 xtitle('Nyquist plot of (10*(s-1))/((s+2)*(s+3));')
16 disp("since the point(-1+%i0) is encircled
        clockwise by Nyquist plot ,so N=-1 and P=1(given)
        ")
17 N=-1;//no. of encirclement of -1+%i0 by G(s)H(s)
        plot anticlockwise
18 P=0;//no. of poles of G(s)H(s) with positive real
        part
19 Z=P-N;//np. of zeros of 1+G(s)H(s)=0 with positive
        real part
20 disp(Z,"Z=")
21 disp("as Z=1,there is one roots of closed loop
        characterstics eq having positive real part ,
        hence system is unstable.")

```

Scilab code Exa 11.26.ii stability using Nyquist criterion

```

1 //caption: stability_using_Nyquist_criterion
2 //example 11_26_ii

```

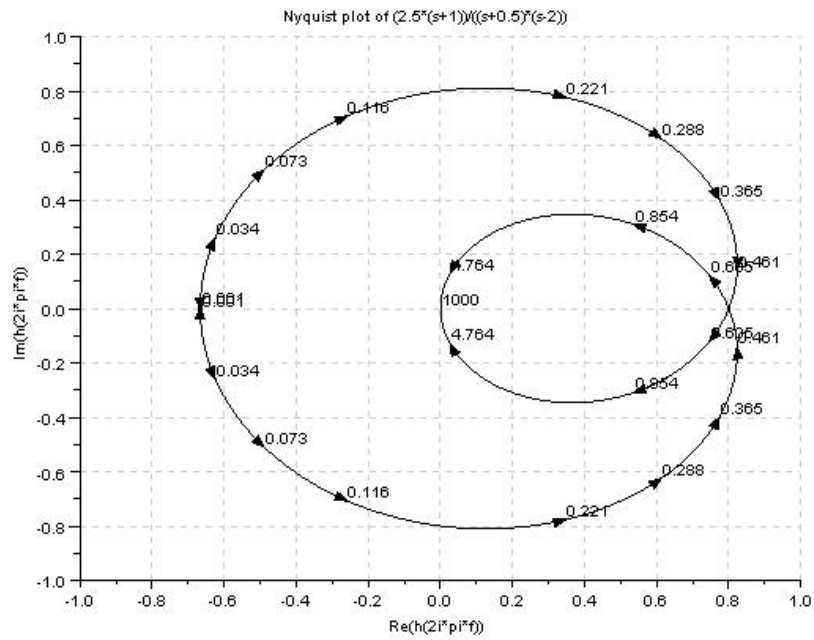


Figure 11.7: stability using Nyquist criterion

```

3 //page 497
4 clf();
5 s=%s;
6 s1=-s;
7 disp("for K=4")
8 g=(4*(s-1))/((s+2)*(s+3));
9 g1=(4*(s1-1))/((s1+2)*(s1+3));
10 GH=syslin('c',g);
11 GH1=syslin('c',g1);
12 nyquist(GH);
13 nyquist(GH1);
14 mtlb_axis([-1 1 -1 1]);
15 xtitle('Nyquist plot of (2.5*(s+1))/((s+0.5)*(s-2))',
        )
16 disp("since the point(-1+%i0) is encircled
        anticlockwise by Nyquist plot ,so N=1 and P=1(
        given)")
17 N=0;//no. of encirclement of -1+%i0 by G(s)H(s) plot
        anticlockwise
18 P=0;//no. of poles of G(s)H(s) with positive real
        part
19 Z=P-N;//np.of zeros of 1+G(s)H(s)=0 with positive
        real part
20 disp(Z,"Z=")
21 disp("as Z=0,there are no roots of closed loop
        characterstics eq having positive real part ,
        hence system is stable.")

```

Scilab code Exa 11.27 root locus

```

1 //caption:root_locus
2 //example 11_27
3 //page 499

```

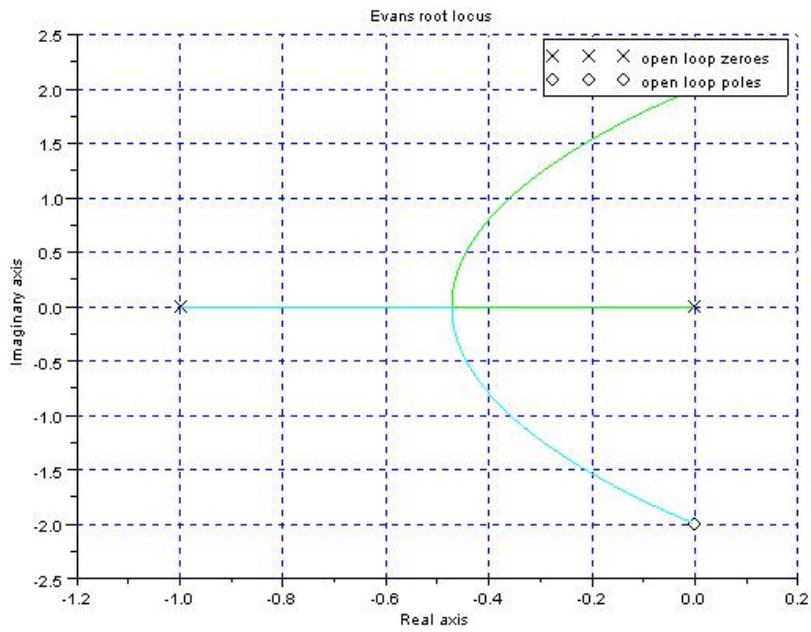


Figure 11.8: root locus

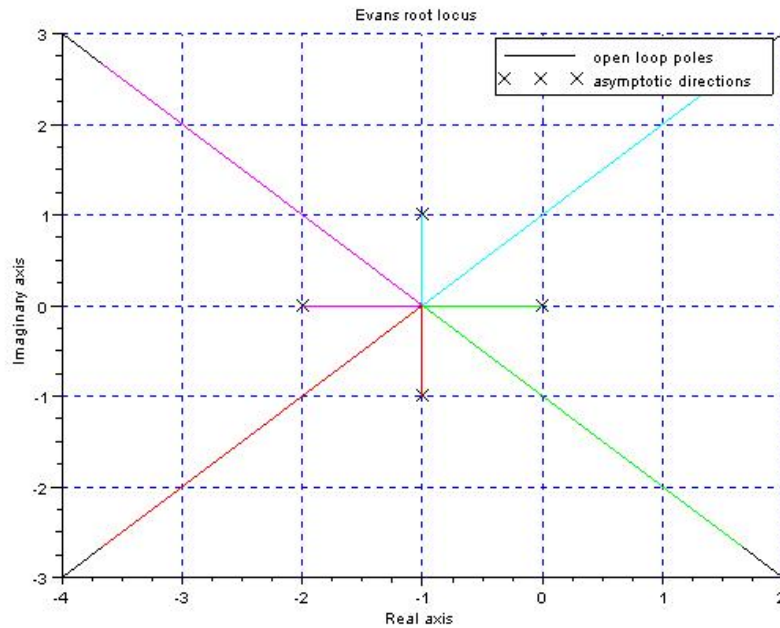


Figure 11.9: root locus

```

4 s=%s;
5 clf();
6 g=((s^2+4)/(s*(s+1)));
7 G=syslin('c',g)
8 evans(g,200)
9 xgrid(2)

```

Scilab code Exa 11.28 root locus

```

1 //caption:root_locus
2 //example 11_28

```

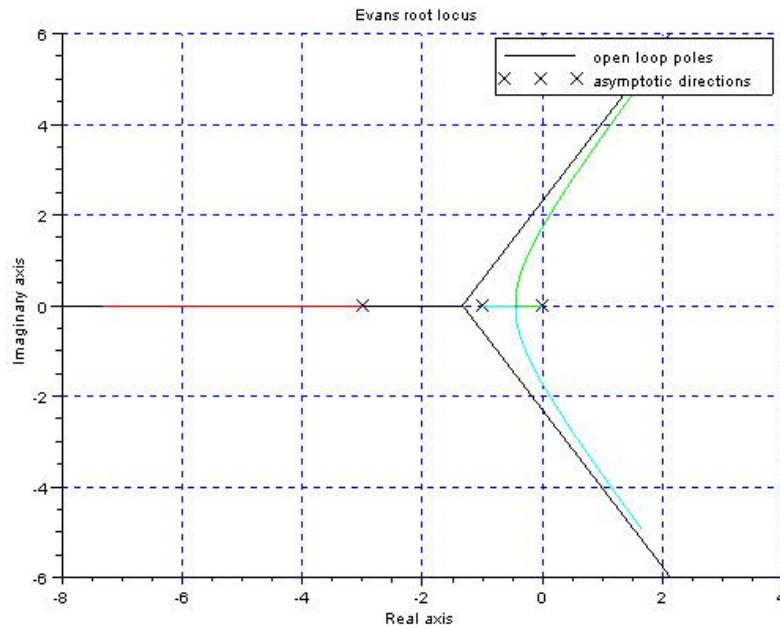


Figure 11.10: root locus

```

3 //page 501
4 s=%s;
5 clf();
6 g=1/(s*(s+2)*(s^2+2*s+2));
7 G=syslin('c',g)
8 evans(g,200)
9 xgrid(2)

```

Scilab code Exa 11.29 root locus

```

1 //caption:root_locus

```

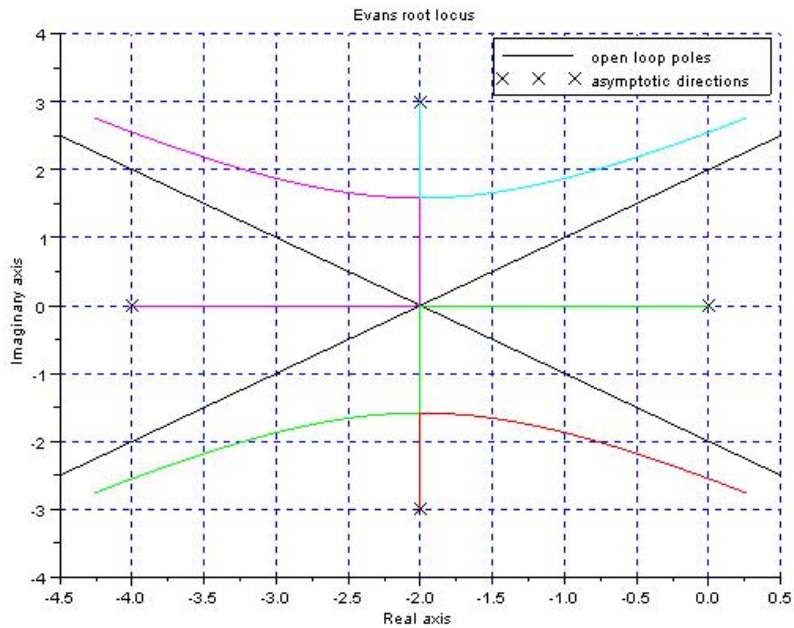


Figure 11.11: root locus

```

2 //example 11_29
3 //page 502
4 s=%s;
5 g=1/(s*(s+1)*(s+3));
6 G=syslin('c',g)
7 evans(g,200)
8 xgrid(2)

```

Scilab code Exa 11.30 root locus

```

1 //caption:root_locus

```



```

2 //example 11_30
3 //page 503
4 s=%s;
5 g=1/(s*(s+4)*(s^2+4*s+13));
6 G=syslin('c',g)
7 evans(g,200)
8 xgrid(2)

```

Scilab code Exa 11.31 design lead compensator

```

1 //caption: design_lead_compensator
2 //example 11_31
3 //page 339
4 s=%s;
5 clf();
6 syms K;
7 g=(K/(s*(1+0.2*s)));
8 Kv=limit(s*g,s,0); //static velocity error
   coefficient
9 //since Kv=10
10 K=10;
11 g=(10/(s*(1+0.2*s)));
12 G=syslin('c',g)
13 fmin=0.01;
14 fmax=100;
15 bode(G, fmin, fmax)
16 show_margins(G)
17 [gm,freqGM]=g_margin(G);
18 [pm,freqPM]=p_margin(G);
19 disp(gm," gain_margin=");
20 disp((freqGM*2*%pi)," gain_margin_freq=");
21 disp(pm," phase_margin=");
22 disp((freqPM*2*%pi),"
   phase_margin_freq_or_gain_cross_over_frequency=")
   ;

```

```

23 disp("since P.M is less than desired value so we
      need phase lead network ")
24 disp("selecting zero of lead compensating network at
      w=5.5rad/sec and pole at w=13.8rad/sec and
      applying gain to account attenuatin factor .")
25 gc=(1+0.18*s)/(1+0.072*s)
26 Gc=syslin('c',gc)
27 disp(Gc,"transfer function of lead compensator=");
28 G1=G*Gc
29 disp(G1,"overall transfer function=");
30 fmin=0.01;
31 fmax=100;
32 figure();
33 bode(G1, fmin, fmax);
34 show_margins(G1)
35 [gm,freqGM]=g_margin(G1);
36 [pm,freqPM]=p_margin(G1);
37 disp(pm,"phase_margin_of_compensated_system=");
38 disp((freqPM*2*%pi),"gain_cross_over_frequency=");

```

Scilab code Exa 11.32 nicholas chart

```

1 //caption:nicholas_chart
2 //example 11_32
3 //page 507
4 s=%s;
5 num=20;
6 den=(s*(s+2)*(s+5))
7 g=num/den

```

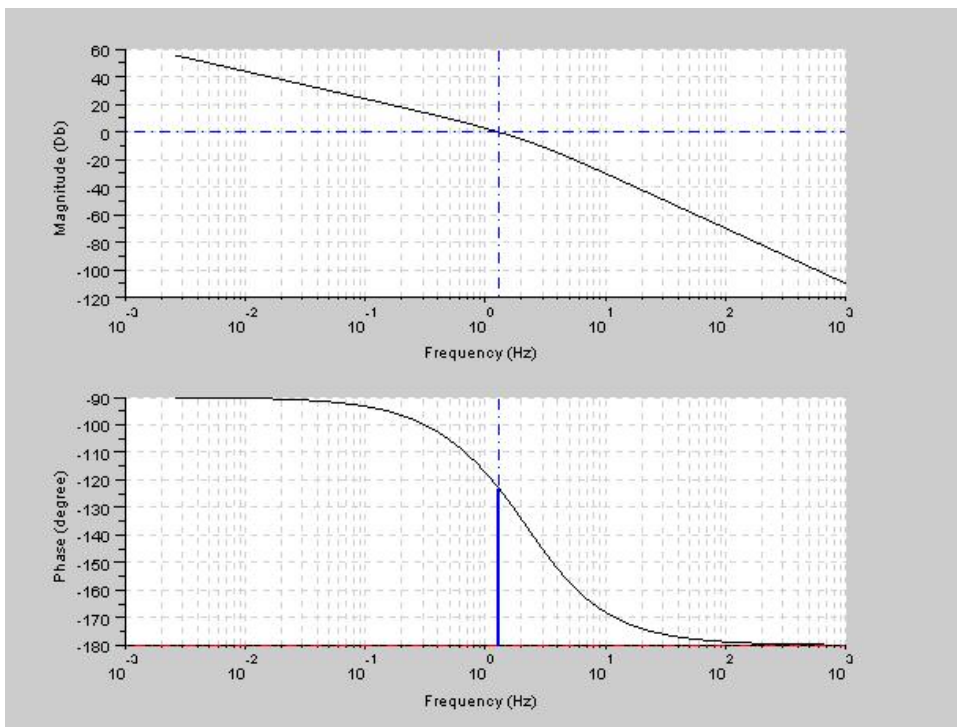


Figure 11.12: design lead compensator

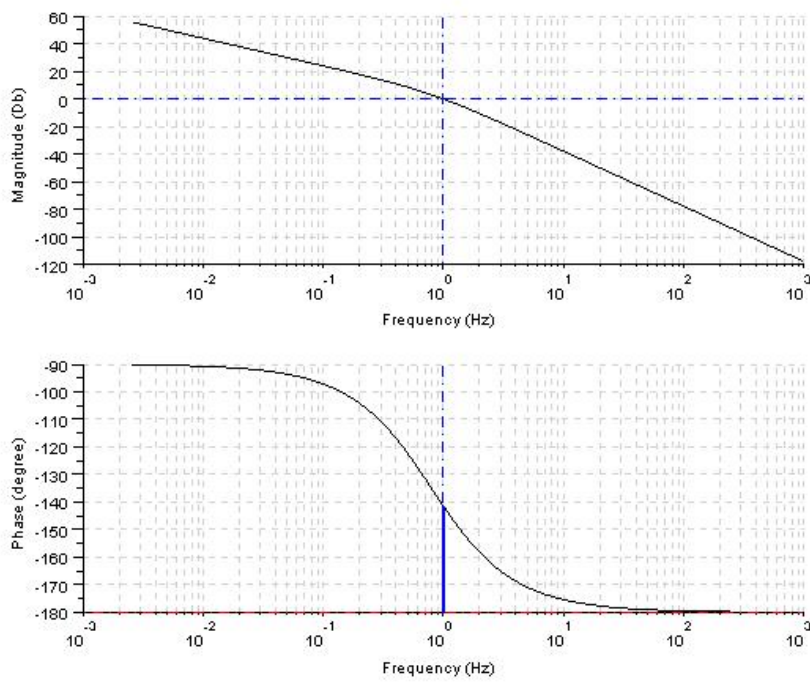


Figure 11.13: design lead compensator

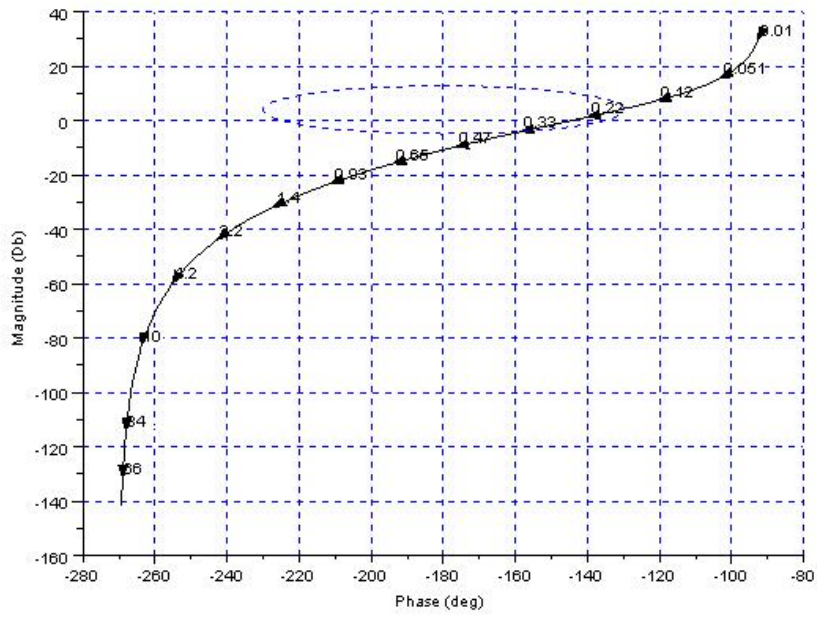


Figure 11.14: nicholas chart

```

8 G=syslin('c',g)
9 fmin=0.01
10 fmax=100
11 black(G,fmin,fmax)
12 xgrid(2)

```

Scilab code Exa 11.33 obtain state matrix

```

1 //caption:obtain_state_matrix
2 //example 11_33
3 //page 509
4 s=%s;
5 g=(s+2)/((s+1)*(s+3));
6 CL=syslin('c',g);
7 disp(CL,"C(s)/R(s)=");
8 SS=tf2ss(CL)
9 [Ac,Bc,U,ind]=canon(SS(2),SS(3))
10 disp(SS,"state space matrix=")
11 disp(Ac,"Ac",Bc,"Bc",U,"U",ind,"ind")

```

Scilab code Exa 11.34 obtain state matrix

```

1 //caption:obtain_state_matrix
2 //example 11_34
3 //page 509
4 s=%s;
5 g=(s^2+s+2)/(s^3+9*s^2+26*s+24);
6 CL=syslin('c',g);
7 disp(CL,"C(s)/R(s)=");
8 SS=tf2ss(CL)
9 [Ac,Bc,U,ind]=canon(SS(2),SS(3))
10 disp(SS,"state space matrix=")
11 disp(Ac,"Ac",Bc,"Bc",U,"U",ind,"ind")

```

Scilab code Exa 11.35 obtain state matrix

```
1 //caption:obtain_state_matrix
2 //example 11_35
3 //page 510
4 s=%s;
5 g=1/(s^2+2*s+5);
6 CL=syslin('c',g);
7 disp(CL,"C(s)/R(s)=");
8 SS=tf2ss(CL)
9 [Ac,Bc,U,ind]=canon(SS(2),SS(3))
10 disp(SS,"state space matrix=")
11 disp(Ac,"Ac",Bc,"Bc",U,"U",ind,"ind")
```

Scilab code Exa 11.36 state transition matrix

```
1 //caption:state_transition_matrix
2 //example 11_36
3 //page 511
4 s=%s;
5 syms t
6 A=[1 4;-2 -5]
7 [r c]=size(A); //size of matrix A
8 p=s*eye(r,c)-A; //s*I-A where I is identity matrix
9 q=det(p) //determinant of sI-A
10 r=inv(p) //inverse of sI-A
11 //for calculating state transition matrix
12 ip=[0 0;0 0]
13 i=1;j=1;
14 for i=1:2
15     for j=1:2
```

```

16     ip(i,j)=ilaplace(r(i,j),s,t);
17     j=j+1;
18     end
19     i=i+1;
20 end
21 disp(ip,"state transistion matrix ,ip(t)=");

```

Scilab code Exa 11.37 check for contrallability of system

```

1 //caption:check_for_contrallability_of_system
2 //example 11_37
3 //page 512
4 A=[1 1;0 -1]
5 B=[1;0]
6 P=cont_mat(A,B);
7 disp(P,"Controllability Matrix=");
8 d=determ(P)
9 if d==0
10     printf("matrix is singular , so system is
            uncontrollable");
11 else
12     printf("system is controllable");
13 end;

```

Scilab code Exa 11.38 determine transfer function

```

1 //caption:determine_transfer_function
2 //example 11_38
3 //page 513
4 s=%s
5 A=[-5 1;-6 0]
6 B=[1;2]
7 C=[2 1]

```



```

8 D=0;
9 [r c]=size(A); //size of matrix A
10 p=s*eye(r,c)-A; //s*I-A where I is identity matrix
11 r=inv(p) //inverse of sI-A
12 G=C*r*B+D //transfer matrix
13 disp(G,"transfer matrix=")

```

Scilab code Exa 11.39 determine transfer matrix

```

1 //caption:determine_transfer_matrix
2 //example 11_39
3 //page 513
4 s=%s
5 A=[0 1;-6 -5]
6 B=[0;1]
7 C=[2 1]
8 D=0;
9 [r c]=size(A); //size of matrix A
10 p=s*eye(r,c)-A; //s*I-A where I is identity matrix
11 r=inv(p) //inverse of sI-A
12 G=C*r*B+D //transfer matrix
13 disp(G,"transfer matrix=")

```

Chapter 12

CLASSIFIED SOLVED EXAMPLES

Scilab code Exa 12.1 Transfer Function

```
1 //Caption:transfer_function
2 // example 12.1
3 //page 515
4 // we are solving this problem from signal flow
   graph approach
5 syms G H;
6 // forward path denoted by P1,P2 and so on and loop
   by L1,L2 and so on
7 //path factor by D1,D2 and so on and graph
   determinant by D
8 P1=1*G*1
9 P2=1;
10 L1=-G;
11 L2=-G*H;
12 L3=G*H;
13 D1=1;
14 D2=1;
15 D=1-(L1+L2+L3);
16 D=simple(D)
```

```

17 Y=(P1*D1+P2*D2)/D;
18 Y=simple(Y);
19 disp(Y,"C(s)/R(s)=");

```

Scilab code Exa 12.2 Transfer Function

```

1 //Caption:transfer_function
2 // example 12.2
3 //page 516
4 // we are solving this problem from signal flow
  graph approach
5 syms G1 G2 G3 G4
6 // forward path denoted by P1,P2 and so on and loop
  by L1,L2 and so on
7 //path factor by D1,D2 and so on and graph
  determinant by D
8 P1=G1;
9 P2=G2;
10 P3=-G1*G2*G3;
11 P4=G1*G2*G4;
12 L1=-G1*G2*G3*G4;
13 D1=1;
14 D2=1;
15 D3=1;
16 D4=1;
17 D=1-(L1);
18 Y=(P1*D1+P2*D2+P3*D3+P4*D4)/D;
19 Y=simple(Y);
20 disp(Y,"C(s)/R(s)=");

```

Scilab code Exa 12.3 Transfer Function

```

1 //Caption:transfer_function

```

```

2 // example 12.3
3 //page 517
4 // we are solving this problem from signal flow
  graph approach
5 syms G1 G2 G3 G4 H2 H1 H3
6 // forward path denoted by P1,P2 and so on and loop
  by L1,L2 and so on
7 //path factor by D1,D2 and so on and graph
  determinant by D
8 P1=G2*G4;
9 P2=G2*G3*G4;
10 P3=G1*G3*G4;
11 L1=-G4*H1;
12 L2=-G3*G4*H1*H2;
13 L3=-G1*G3*G4*H1*H2*H3
14 D1=1;
15 D2=1;
16 D3=1;
17 D=1-(L1+L2+L3);
18 Y=(P1*D1+P2*D2+P3*D3)/D;
19 Y=simple(Y);
20 disp(Y,"C(s)/R(s)=" );

```

Scilab code Exa 12.4 Transfer Function

```

1 //Caption: transfer_function
2 // example 12.4
3 //page 518
4 // we are solving this problem from signal flow
  graph approach
5 syms G1 G2
6 // forward path denoted by P1,P2 and so on and loop
  by L1,L2 and so on
7 //path factor by D1,D2 and so on and graph
  determinant by D

```

```

8 P1=G1;
9 P2=G2;
10 P3=G1*G2;
11 P4=G1*G2;
12 L1=-G1;
13 L2=-G2;
14 L3=G1*G2;
15 L4=-G1*G2;
16 L5=-G1*G2;
17 D1=1;
18 D2=1;
19 D3=1;
20 D4=1;
21 D=1-(L1+L2+L3+L4+L5);
22 Y=(P1*D1+P2*D2+P3*D3+P4*D4)/D;
23 Y=simple(Y);
24 disp(Y,"C(s)/R(s)=");

```

Scilab code Exa 12.5 Transfer Function

```

1 //Caption:transfer_function
2 // example 12.5
3 //page 518
4 // we are solving this problem from signal flow
  graph approach
5 syms G1 G2 G3 G4 G5 H1 H2
6 // forward path denoted by P1,P2 and so on and loop
  by L1,L2 and so on
7 //path factor by D1,D2 and so on and graph
  determinant by D
8 P1=G1*G4*G5;
9 P2=G1*G2*G3*G5;
10 L1=-G3*G5;
11 L2=-G3*G5*H2;
12 L3=-G1*G4*G5*H1;

```

```

13 L4=-G1*G2*G3*G5*H1;
14 D1=1;
15 D2=1;
16 D=1-(L1+L2+L3+L4);
17 Y=(P1*D1+P2*D2)/D;
18 Y=simple(Y);
19 disp(Y,"C(s)/R(s)=");

```

Scilab code Exa 12.7 Determine Peak Time and Peak Overshoot

```

1 //Caption:determine_peak_time_and_peak_overshoot
2 //example 12.7
3 //page 520
4 s=%s;
5 syms t;
6 G=sym('(s+2)/(s*(s+1))')//G(s)
7 H=1;
8 CL=G/(1+G*H);
9 disp(CL,"C(s)/R(s)=");
10 //for unit step response R(s)=1/s;
11 d=CL*(1/s);
12 a=s*d;
13 disp(d,"C(s)=");
14 c=ilaplace(d,s,t);
15 disp(c,"c(t)=");
16 //for peak time we get tp=3*%pi/4
17 tp=3*%pi/4
18 Cmax=1-(exp(-tp)*cos(tp));
19 Ccss=limit(a,s,0);
20 disp(Ccss,"Ccss=");
21 Mp=((Cmax-Ccss)/Ccss)*100
22 Mp=float(Mp)
23 disp(Mp,"peak_overshoot=")

```

Scilab code Exa 12.8 Time Response and Peak Overshoot

```
1 //Caption: time_response_and_peak_overshoot
2 //example 12.8
3 //page 521
4 s=%s;
5 syms t;
6 num=sym('8*(s+1)');
7 den=sym('(s^2+2*s+2)');
8 CL=num/den;
9 disp(CL,"C(s)/R(s)=");
10 //for unit step response R(s)=1/s;
11 d=CL*(1/s);
12 disp(d,"C(s)=");
13 c=ilaplace(d,s,t);
14 disp(c,"c(t)=");
15 //for peak time we get tp=%pi/2
16 t=%pi/2
17 a=s*d;
18 a=simple(a)
19 Cmax=4*(1+1.414*exp(-t)*sin(t-(%pi/4)))
20 Ccss=limit(a,s,0);
21 disp(Ccss,"Ccss=");
22 Mp=((Cmax-Ccss)/Ccss)*100
23 Mp=float(Mp)
24 disp(Mp,"peak_overshoot=")
```

Scilab code Exa 12.9 Determine Peak Overshoot

```
1 //Caption: determine_peak_overshoot
2 //example 12.9
3 //page 523
```

```

4 s=%s;
5 syms t K;
6 CL=sym('(s+1)/(s^2+2*s+5)');
7 CL=K*CL;
8 disp(CL,"C(s)/R(s)=")
9 //for unit step response R(s)=1/s;
10 d=CL*(1/s)
11 Css=limit(s*d,s,0)
12 disp(Css,"Css=");
13 //since Css=0.8 (given)
14 K=0.8*5;
15 CL=eval(CL);
16 disp(CL,"C(s)/R(s)=");
17 //for unit step response R(s)=1/s;
18 d=CL*(1/s)
19 disp(d,"C(s)=");
20 c=ilaplace(d,s,t);
21 disp(c,"c(t)=");
22 //for peak time we get tp=0.785
23 t=0.785
24 a=s*d;
25 a=simple(a)
26 Cmax=(4/5)*(1-exp(-t)*cos(2*pi/4)+exp(-t)*2*sin(2*
    pi/4))
27 Css=limit(a,s,0)
28 disp(Css,"Css=");
29 Mp=((Cmax-Css)/Css)*100
30 Mp=float(Mp)
31 disp(Mp,"peak_overshoot=")

```

Scilab code Exa 12.10 Determine Unit Step Response

```

1 //Caption:determine_unit_step_response
2 //example 12.10
3 //page 524

```



```

4 s=%s;
5 syms t;
6 CL=sym('1/((s+1)*(s^2+1))')
7 disp(CL,"C(s)/R(s)=");
8 //for unit step response R(s)=1/s;
9 d=CL*(1/s);
10 a=s*d;
11 c=ilaplace(d,s,t);
12 disp(c,"c(t)=");

```

Scilab code Exa 12.11 Determine Unit Step and Unit Impulse Response

```

1 //Caption:
   determine_unit_step_and_unit_impulse_response
2 //example 12.11
3 //page 524
4 s=%s;
5 syms t;
6 G=sym('8/(s+1)');
7 H=sym('(1/2*s)');
8 CL=G/(1+G*H);
9 disp(CL,"C(s)/R(s)=");
10 //for unit step response R(s)=1/s;
11 d=CL*(1/s);
12 disp(d,"C(s)=");
13 c=ilaplace(d,s,t);
14 disp(c,"unit step response ,c(t)=");
15 //for unit impulse response R(s)=1;
16 e=CL*(1);
17 disp(e,"C(s)=");
18 ct=ilaplace(e,s,t);
19 disp(ct,"unit impulse response ,c(t)=");

```

Scilab code Exa 12.12 Determine ω_n ω_d zeta and steady state error

```
1 //caption:determine_Wn ,Wd,
   zeta_and_steady_state_error
2 //example 12_12
3 //page 526
4 s=%s;
5 G=sym('20/(s*(s^2+6*s+6))');
6 H=0.25;
7 CL=G/(1+G*H);
8 CL=simple(CL);
9 disp(CL,"C(s)/R(s)=");
10 printf("the char. eq is:")
11 disp("s^2+s+1=0")
12 Wn=sqrt(1)//natural_frequency
13 //2*zeta*Wn=1
14 zeta=1/(2*Wn);//damping_ratio
15 d=zeta*Wn;//damping_factor
16 z=sqrt(1-zeta^2);
17 Wd=Wn*z;//damped_frequency_of_oscillation
18 Mp=exp((-zeta*pi)/z)*100;//%_max.peak_overshoot
19 ts=4/(zeta*Wn);//settling_time
20 tp=%pi/(Wn*sqrt(1-zeta^2));//peak_time
21 tu=2*pi/(Wn*sqrt(1-zeta^2));//first_under_shoot
22 ti=tu-tp;//time_interval_between_max_and_min.
   values
23 disp(Wn,"natural_frequency=");
24 disp(zeta,"damping_ratio=");
25 disp(Wd,"damped_frequency_of_oscillation=");
26 disp(Mp,"%_max.peak_overshoot=");
27 disp(ts,"settling_time=");
28 disp(tp,"peak_time=");
29 disp(ti,"time_interval_between_max_and_min_values=")
   ;
```

Scilab code Exa 12.13 Determine ω_n ω_d zeta and steady state error

```
1 //caption:determine_Wn ,Wd,
   zeta_and_steady_state_error
2 //example 12_13
3 //page 527
4 syms Kp K Kd T
5 s=%s;
6 //exec series.sce;
7 //exec parallel.sce;
8 a=(Kp+s*Kd)*K
9 b=1/(s*(s*T+1))
10 G=series(a,b)
11 H=1;
12 er=1/(1+G*H)
13 disp(er,"E(s)/R(s)=");
14 R=1/s^2
15 E=R*er
16 ess=limit(s*E,s,0)
17 disp(ess,"steady state error ,ess=")
```

Scilab code Exa 12.15 Stability Using Routh Hurwitz Criterion

```
1 //caption:stability_using_Routh-hurwitz_criterion
2 //example 12.15
3 //page 529
4 s=%s;
5 syms K
6 G=sym('K/(s*(s^2+s+1)*(s+5)');
7 H=1;
8 CH=(s*(s^2+s+1)*(s+5)+K)
9 disp('=0',CH,"characterstics_eq ,CH=")
10 c0=coeffs(CH,'s',0);
11 c1=coeffs(CH,'s',1);
12 c2=coeffs(CH,'s',2);
```

```

13 c3=coeffs(CH,'s',3);
14 c4=coeffs(CH,'s',4);
15 b=[c0 c1 c2 c3 c4 ]
16 routh=[b([5,3,1]);b([4,2]),0]
17 routh=[routh;-det(routh(1:2,1:2)/routh(2,1)),K,0]
18 t=routh(2:3,1:2)
19 routh=[routh;-det(t)/t(2,1),0,0]
20 routh=[routh;K,0,0]
21 disp(routh,"routh=")
22 disp("for given system to be stable:");
23 disp("((5.1*5-6*K)/5.1)>0 and K>0");
24 disp("which gives:");
25 disp("0<K<4.25");

```

Scilab code Exa 12.16 Stability Using Routh Hurwitz Criterion

```

1 //caption:stability_using_Routh-hurwitz_criterion
2 //example 12.16
3 //page 530
4 s=%s;
5 syms K
6 CH=s^4+2*s^3+10*s^2+(K-10)*s+K
7 disp('=0',CH,"characterstics_eq ,CH=")
8 c0=coeffs(CH,'s',0);
9 c1=coeffs(CH,'s',1);
10 c2=coeffs(CH,'s',2);
11 c3=coeffs(CH,'s',3);
12 c4=coeffs(CH,'s',4);
13 b=[c0 c1 c2 c3 c4 ]
14 routh=[b([5,3,1]);b([4,2]),0]
15 routh=[routh;-det(routh(1:2,1:2)/routh(2,1)),K,0]
16 routh(3,1)=simple(routh(3,1))
17 t=routh(2:3,1:2)
18 l=simple(-det(t)/t(2,1))
19 routh=[routh;l,0,0]

```

```

20 //routh=[routh;K,0,0]
21 disp(routh,"routh=")
22 disp("for given system to be stable ,following
      condition should be satisfied");
23 disp("K<30,K<22.9 and K>13.1,K>0")
24 disp(" which gives ,")
25 disp(" 13.1<K<22.9");

```

Scilab code Exa 12.17 Stability Using Routh Hurwitz Criterion

```

1 //caption: stability_using_Routh_hurwitz_criterion
2 //example 12.17
3 //page 530
4 s=%s;
5 syms K
6 G=sym('K/((s^3+3*s+2)*(s^2+6*s+24))');
7 H=1;
8 CH=((s^3+3*s+2)*(s^2+6*s+24)+K)
9 disp('=0',CH,"characterstics_eq ,CH=")
10 c0=coeffs(CH,'s',0);
11 c1=coeffs(CH,'s',1);
12 c2=coeffs(CH,'s',2);
13 c3=coeffs(CH,'s',3);
14 c4=coeffs(CH,'s',4);
15 b=[c0 c1 c2 c3 c4 ]
16 routh=[b([5,3,1]);b([4,2]),0]
17 routh=[routh;-det(routh(1:2,1:2))/routh(2,1),routh
      (1,3),0]
18 routh(3,1)=simple(routh(3,1))
19 t=routh(2:3,1:2)
20 l=simple(-det(t)/t(2,1))
21 routh=[routh;l,0,0]
22 //routh=[routh;K,0,0]
23 disp(routh,"routh=")
24 disp("for given system to be stable ,following

```

```

        condition should be satisfied");
25 disp("78.84-0.259K>0")
26 disp("which gives limiting value of K")
27 disp("K<288.9");

```

Scilab code Exa 12.18 Stability Using Routh Hurwitz Criterion

```

1 //caption: stability_using_Routh-hurwitz_criterion
2 //example 12.18
3 //page 531
4 s=%s;
5 A=s^5+s^4+4*s^3+4*s^2+s+1;
6 b=coeff(A)
7 n=length(b)
8 routh=[b([6 4 2]);b([5 3 1])]
9 routh1=routh;
10 c=[routh(1,1),routh(1,3);routh(2,1),routh(2,3)]
11 routh=[routh;-det(routh(1:2,1:2))/routh(2,1),-det(c)
        /routh(2,1),0]
12 disp("since all elements of third row are zero , so
        we make auxiliary equation")
13 A=sym('s^4+4*s^2+1')//auxiliary equation
14 B=diff(A,s)
15 routh=[routh1;4,8,0]
16 d=[routh(2,1),routh(2,3);routh(3,1),routh(3,3)]
17 routh=[routh;-det(routh(2:3,1:2))/routh(3,1),-det(d)
        /routh(3,1),0]
18 routh2=routh
19 routh=[routh;-det(routh(3:4,1:2))/routh(4,1),0,0]
20 routh=[routh;-det(routh(4:5,1:2))/routh(5,1),0,0];
21 disp(routh,"routh=")
22 disp("stability is examined as below . since roots
        of auxiliary eq are also roots of characterstics
        eq")
23 A=s^4+4*s^2+1

```

```

24 b=roots(A)
25 disp("since the equation has non repeating roots on
      s plane imaginary axis.hence system are
      unstable" )

```

Scilab code Exa 12.19 Stability Using Routh Hurwitz Criterion

```

1 //caption: stability_using_Routh-hurwitz_criterion
2 //example 12.19
3 //page 531
4 s=%s;
5 A=s^5+s^4+4*s^3+4*s^2+4*s+4;
6 b=coeff(A)
7 n=length(b)
8 routh=[b([6,4,2]);b([5 3 1])]
9 routh1=routh;
10 c=[routh(1,1),routh(1,3);routh(2,1),routh(2,3)]
11 routh=[routh;-det(routh(1:2,1:2))/routh(2,1),-det(c)
      /routh(2,1),0]
12 disp("since all elements of third row are zero , so
      we make auxiliary equation")
13 A=sym('s^4+4*s^2+4')//auxiliary equation
14 B=diff(A,s)
15 routh=[routh1;4,8,0]
16 d=[routh(2,1),routh(2,3);routh(3,1),routh(3,3)]
17 routh=[routh;-det(routh(2:3,1:2))/routh(3,1),-det(d)
      /routh(3,1),0]
18 routh2=routh
19 routh=[routh;-det(routh(3:4,1:2))/routh(4,1),0,0]
20 disp("since all elements of fifth row are zero , so
      we make auxiliary equation")
21 A=sym('2*s^2+4')//auxiliary equation
22 B=diff(A,s)
23 routh=[routh2;4,0,0]
24 routh=[routh;-det(routh(4:5,1:2))/routh(5,1),0,0];

```

```

25 disp(routh,"routh=")
26 disp("stability is examined as below . since roots
      of auxiliary eq are also roots of characterstics
      eq")
27 A=s^4+4*s^2+4
28 b=roots(A)
29 disp("since the equation has multiple roots on s
      plane imaginary axis.hence system are unstable"
      )

```

Scilab code Exa 12.21 Determine Frequency of Oscillations

```

1 //caption:determine_frequency_of_oscillations
2 //example 12.21
3 //page 533
4 s=%s;
5 syms K
6 G=sym('K*(s*(2*s+1))/(s^3+3*s+20)');
7 H=1;
8 CH=((s^3+3*s+20)+K*(s*(2*s+1)))
9 disp('=0',CH,"characterstics_eq ,CH=")
10 c0=coeffs(CH,'s',0);
11 c1=coeffs(CH,'s',1);
12 c2=coeffs(CH,'s',2);
13 c3=coeffs(CH,'s',3);
14 b=[c0 c1 c2 c3]
15 routh=[b([4,2]);b([3,1])]
16 routh=[routh;-det(routh(1:2,1:2)/routh(2,1)),0]
17 routh(3,1)=simple(routh(3,1))
18 t=routh(2:3,1:2)
19 l=simple(-det(t)/t(2,1))
20 routh=[routh;l,0]
21 disp(routh,"routh=")
22 disp("for sustained oscillations:");
23 disp("2*K^2+6*K-20=0")

```

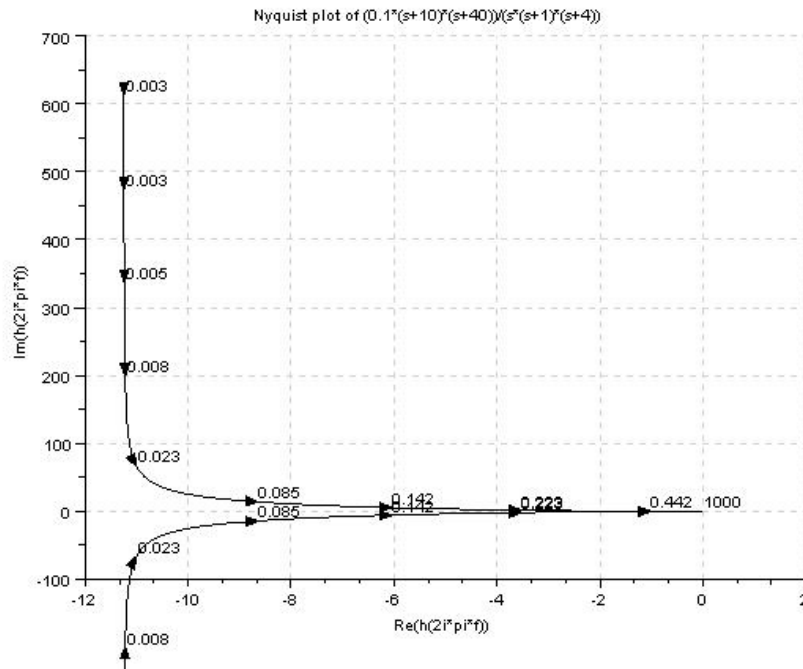



Figure 12.1: Stability Using Nyquist Criterion

```

24 disp(" which gives K")
25 disp("K=2");
26 disp("freq of oscillations is calculated by solving
    equation formed by s^2 row of the routh table")
27 K=2
28 k=2
29 A=2*k*s^2+20
30 r=roots(A)
31 disp(%i*r(2),"frequency of oscillations=" )

```

Scilab code Exa 12.23.i Stability Using Nyquist Criterion

```

1 //caption: stability_using_Nyquist_criterion
2 //example 12_23_i
3 //page 535
4 clf();
5 s=%s;
6 s1=-s;
7 disp(" for K=0.1")
8 g=(0.1*(s+10)*(s+40))/(s*(s+1)*(s+4));
9 g1=(0.1*(s1+10)*(s1+40))/(s1*(s1+1)*(s1+4));
10 GH=syslin('c',g);
11 GH1=syslin('c',g1);
12 nyquist(GH);
13 nyquist(GH1);
14 //mtlb_axis([-1.5 0.2 -0.3 0.3]);
15 xtitle('Nyquist plot of (0.1*(s+10)*(s+40))/(s*(s+1)
        *(s+4))')
16 figure;
17 show_margins(GH,'nyquist')
18 disp("since the point(-1+%i0) is not encircled
        clockwise by Nyquist plot ,so N=0 and P=0")
19 N=0;//no. of encirclement of -1+%i0 by G(s)H(s) plot
        anticlockwise
20 P=0;//no. of poles of G(s)H(s) with positive real
        part
21 Z=P-N;//np. of zeros of 1+G(s)H(s)=0 with positive
        real part
22 disp(Z,"Z=")
23 disp("as Z=0,there are no roots of closed loop
        characterstics eq having positive real part ,
        hence system is stable.")

```

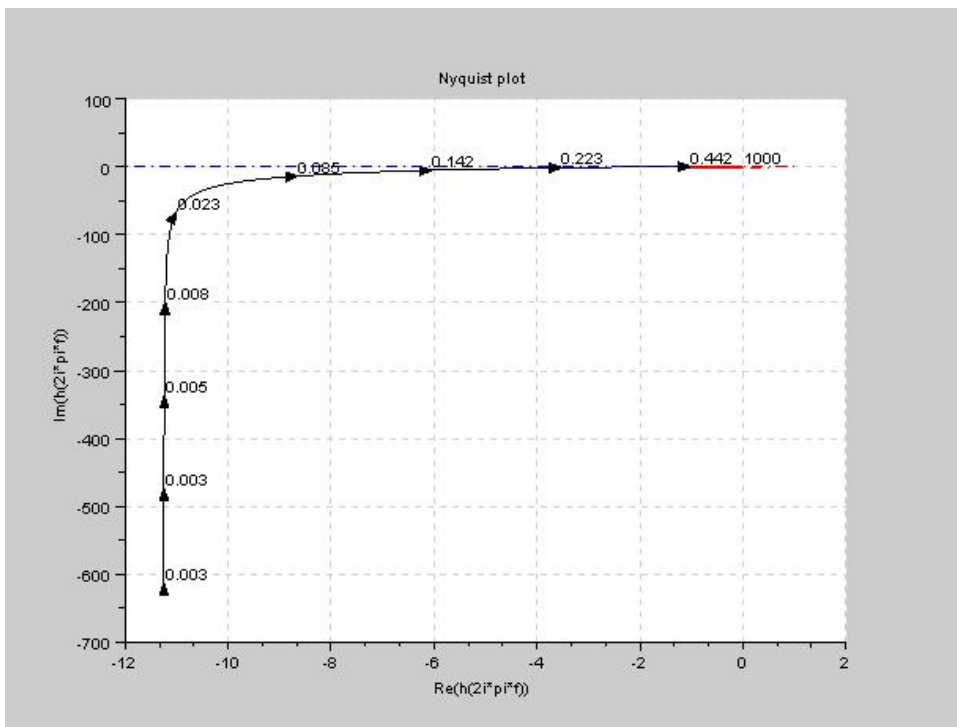


Figure 12.2: Stability Using Nyquist Criterion

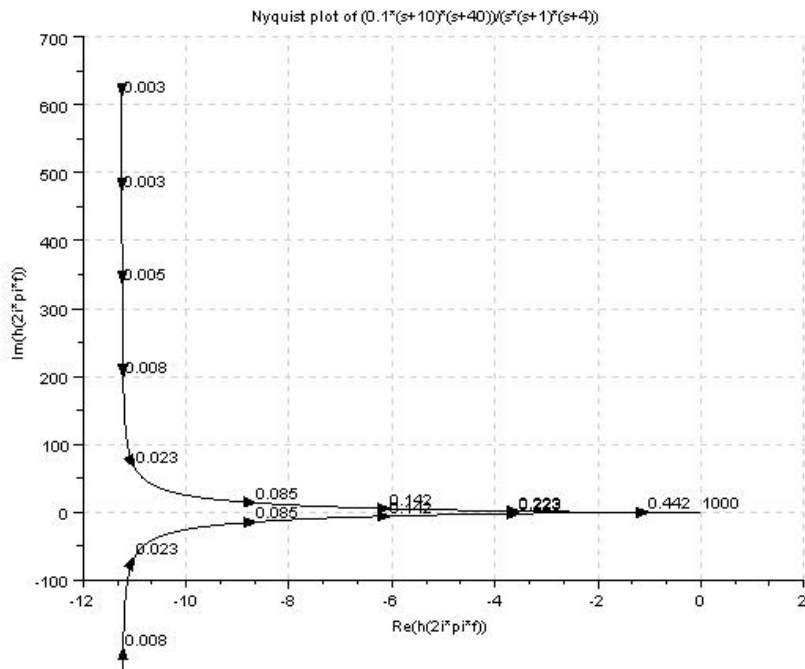


Figure 12.3: Stability Using Nyquist Criterion

Scilab code Exa 12.23.ii Stability Using Nyquist Criterion

```
1 //caption: stability_using_Nyquist_criterion
2 //example 12_23_ii
3 //page 535
4 disp(" for K=1")
5 g=(0.1*(s+10)*(s+40))/(s*(s+1)*(s+4));
6 g1=(0.1*(s1+10)*(s1+40))/(s1*(s1+1)*(s1+4));
7 GH=syslin('c',g);
8 GH1=syslin('c',g1);
9 nyquist(GH);
10 nyquist(GH1);
11 //mtlb_axis([-3 0.5 -0.6 0.6]);
12 xtitle('Nyquist plot of (0.1*(s+10)*(s+40))/(s*(s+1)
        *(s+4))')
13 figure;
14 show_margins(GH,'nyquist')
15 disp(" since the point(-1+%i0) is encircled twice
        clockwise by Nyquist plot ,so N=2 and P=0(given)"
        )
16 N=-2;//no. of encirclement of -1+%i0 by G(s)H(s)
        plot anticlockwise
17 P=0;//no. of poles of G(s)H(s) with positive real
        part
18 Z=P-N;//np. of zeros of 1+G(s)H(s)=0 with positive
        real part
19 disp(Z,"Z=")
20 disp(" as Z=2,there are two roots of closed loop
        characterstics eq having positive real part ,
        hence system is unstable.")
```

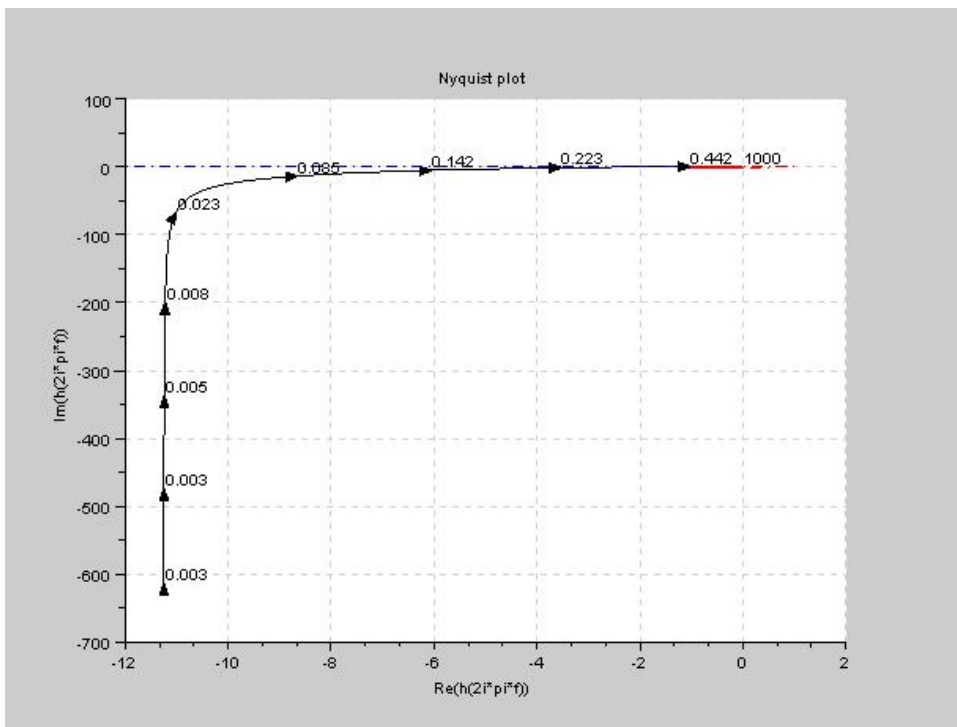


Figure 12.4: Stability Using Nyquist Criterion

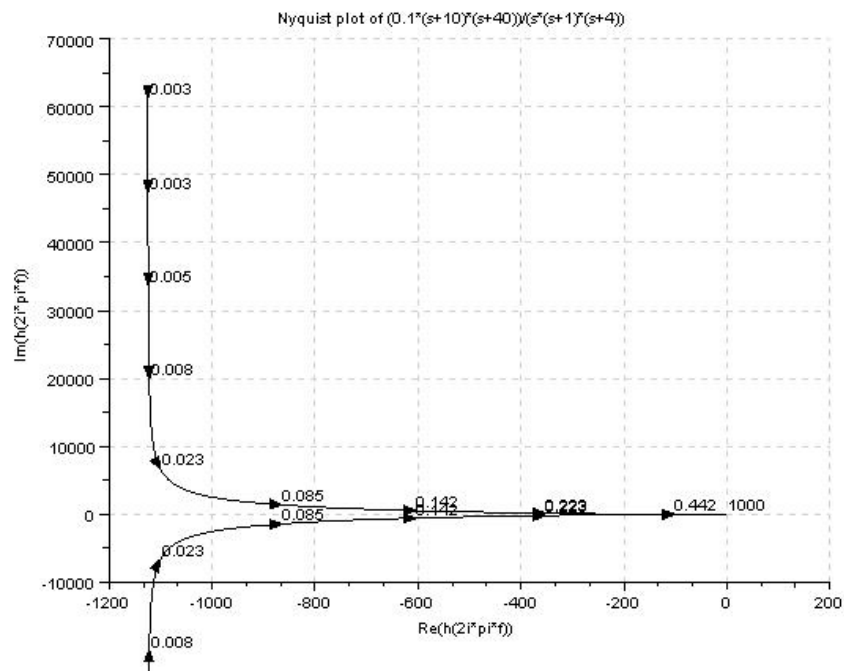


Figure 12.5: Stability Using Nyquist Criterion

Scilab code Exa 12.23.iii Stability Using Nyquist Criterion

```
1 //caption: stability_using_Nyquist_criterion
2 //example 12_23_iii
3 //page 535
4 disp("for K=10")
5 g=(10*(s+10)*(s+40))/(s*(s+1)*(s+4));
6 g1=(10*(s1+10)*(s1+40))/(s1*(s1+1)*(s1+4));
7 GH=syslin('c',g);
8 GH1=syslin('c',g1);
9 nyquist(GH);
10 nyquist(GH1);
11 //mtlb_axis([-1.5 0.2 -0.3 0.3]);
12 xtitle('Nyquist plot of (0.1*(s+10)*(s+40))/(s*(s+1)
        *(s+4))');
13 figure;
14 show_margins(GH,'nyquist')
15 disp("since the point(-1+%i0) is encircled once in
        clockwise and once in anti clockwise direction by
        Nyquist plot ,so N=0 and P=0")
16 N=0;//no. of encirclement of -1+%i0 by G(s)H(s) plot
        anticlockwise
17 P=0;//no. of poles of G(s)H(s) with positive real
        part
18 Z=P-N;//np.of zeros of 1+G(s)H(s)=0 with positive
        real part
19 disp(Z,"Z=")
20 disp("as Z=0,there are no roots of closed loop
        characterstics eq having positive real part ,
        hence system is stable.")
```

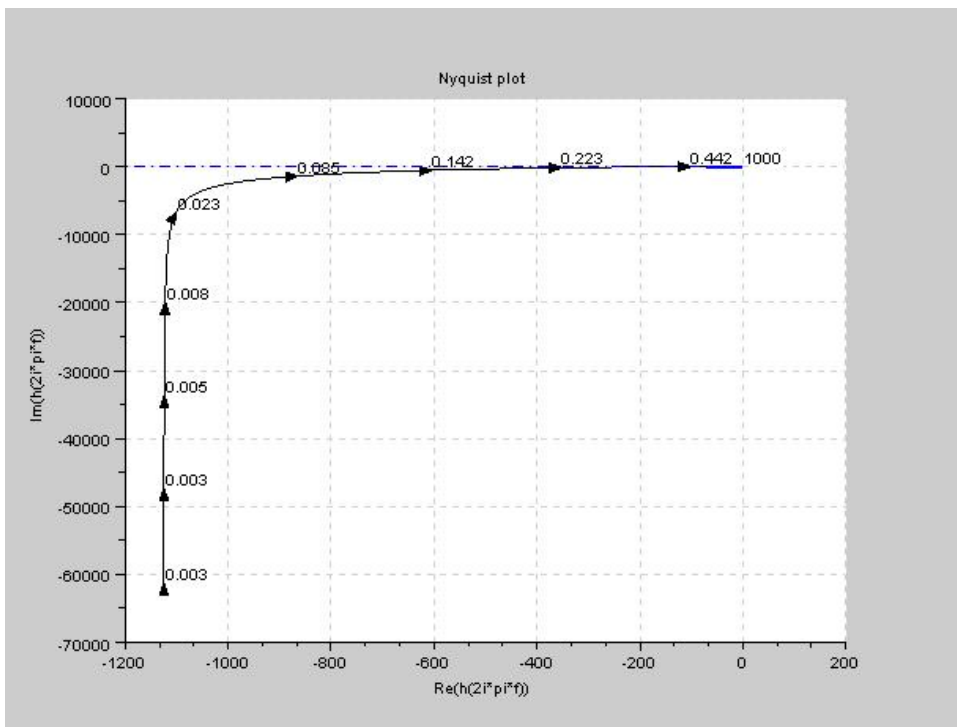


Figure 12.6: Stability Using Nyquist Criterion

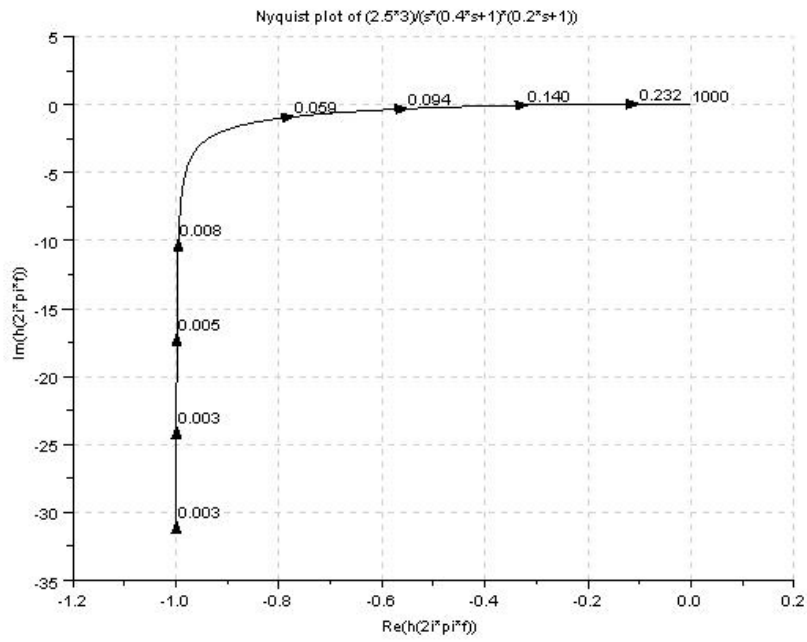


Figure 12.7: Gain and Phase Margin

Scilab code Exa 12.27 Gain and Phase Margin

```
1 //caption:gain_and_phase_margin
2 //example 12_27
3 //page543
4 clf();
5 s=%s;
6 s1=-s;
7 disp(" for K=0.5")
8 g=(0.5)/(s*(s+1)^2);
9 GH=syslin('c',g);
10 nyquist(GH);
11 //mtlb_axis([-5 1 -500 500]);
12 xtitle('Nyquist plot of (2.5*3)/(s*(0.4*s+1)*(0.2*s
+1))')
13 pm=p_margin(GH)
14 disp(pm,"phase margin=")
15 gm=g_margin(GH)
16 disp(gm,"gain margin=")
```

Scilab code Exa 12.33 Determine Close Loop Stability

```
1 //caption:determine_close_loop_stability
2 //example 12_33
3 //page 550
4 s=%s;
5 g=(720*(s+1.25))/(s*(s+10)*(s^2+2*s+9));
6 G=syslin('c',g)
7 fmin=0.1;
8 fmax=100;
9 bode(G, fmin, fmax)
10 [gm,freqGM]=g_margin(G);
11 [pm,freqPM]=p_margin(G);
```

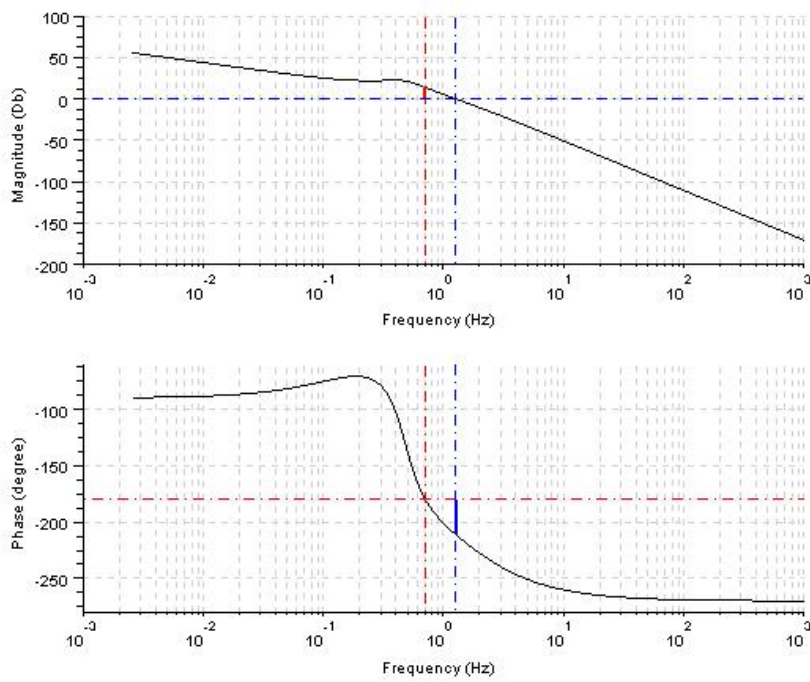


Figure 12.8: Determine Close Loop Stability

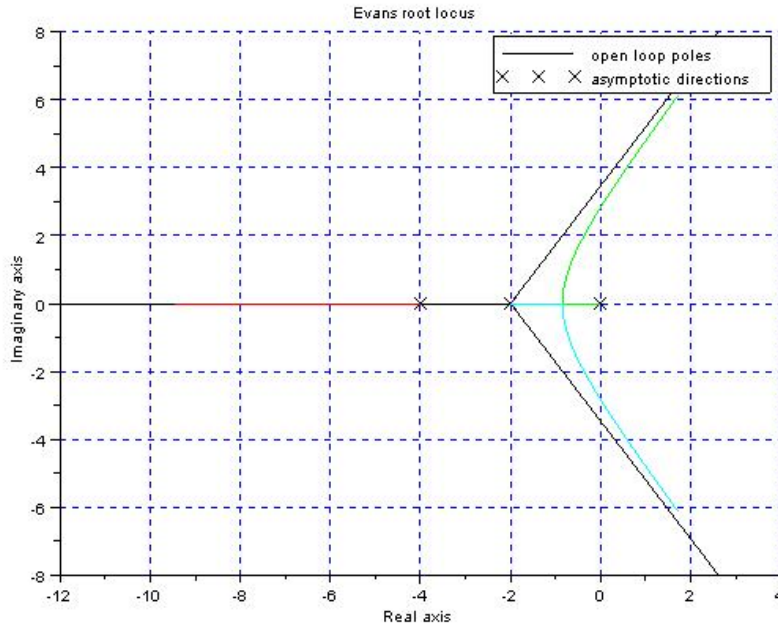


Figure 12.9: Root Locus

```

12 show_margins(G);
13 disp(gm, "gain_margin=");
14 disp((freqGM*2*%pi), "gain_margin_freq=");
15 disp(pm, "phase_margin=");
16 disp((freqPM*2*%pi), "phase_margin_freq=");
17 show_margins(G);
18 disp("since gain and phase margin are both negative
      so system is unstable")

```

Scilab code Exa 12.42 Root Locus

```

1 //caption:root_locus
2 //example 12_42
3 //page 562
4 s=%s;
5 syms K;
6 GH=K/(s*(s+2)*(s+4))
7 //since Mp=40%, so .4=exp((-zeta*%pi)/(sqrt(1-zeta
      ^2))
8 zeta=0.3
9 //from given data
10 disp("the characterstics eq. is determined as:")
11 CH=(s*(s+2)*(s+4))+K
12 K=sym('-(s^3+6*s^2+8*s)')
13 d=diff(K,s)
14 e=-3*s^2-12*s-8
15 r1=roots(e)
16 disp(r1,"roots=")
17 disp("-0.842 is break away point sinc it lies on
      root locus")
18 CH=sym('s^3+6*s^2+8*s+K');
19 disp('=0',CH,"characterstics_eq ,CH=")
20 c0=coeffs(CH,'s',0);
21 c1=coeffs(CH,'s',1);
22 c2=coeffs(CH,'s',2);
23 c3=coeffs(CH,'s',3);
24 b=[c0 c1 c2 c3]
25 n=4;
26 routh=[b([4,2]);b([3,1])];
27 routh=[routh;-det(routh)/routh(2,1),0]
28 t=routh(2:3,1:2)
29 routh=[routh;-det(t)/t(2,1),0]
30 disp(routh,"routh=")
31 disp("for given system to be marginally stable:");
32 disp("(48-K)=0 ");
33 disp("which gives:");
34 disp("K=48");
35 K=48;
36 k=48

```

```

37 a=6*s^2+48//intersection of root locus with
    imaginary plane
38 r=roots(a)
39 g=k/(s*(s+2)*(s+4))
40 G=syslin('c',g)
41 evans(g,8)
42 xgrid(2)
43 disp("the line theta=acos(zeta)=72.5 intersects root
    locus at sa=(-0.5+i1.65)")
44 disp("the value of K at s=sa is find to be 14.87 for
    Mp=40%")
45 K=14.87
46 ts=4/0.5 //ts=4/(zeta*wn)
47 Kv=limit(s*GH,s,0)
48 Kv=eval(Kv)
49 Kv=float(Kv)
50 disp(Kv,"Kv=");

```

Scilab code Exa 12.43 Root Locus and Value of K

```

1 //caption:root_locus_and_value_of_K
2 //example 12.43
3 //page 564
4 s=%s;
5 syms K;
6 GH=K/(s*(s+2)*(s^2+2*s+2))
7 disp("the characterstics eq. is determined as:")
8 CH=(s*(s+2)*(s^2+2*s+2))+K
9 CH=sym('s^4+4*s^3+6*s^2+4*s+K');
10 disp('=0',CH,"characterstics_eq,CH=")
11 c0=coeffs(CH,'s',0);
12 c1=coeffs(CH,'s',1);
13 c2=coeffs(CH,'s',2);

```

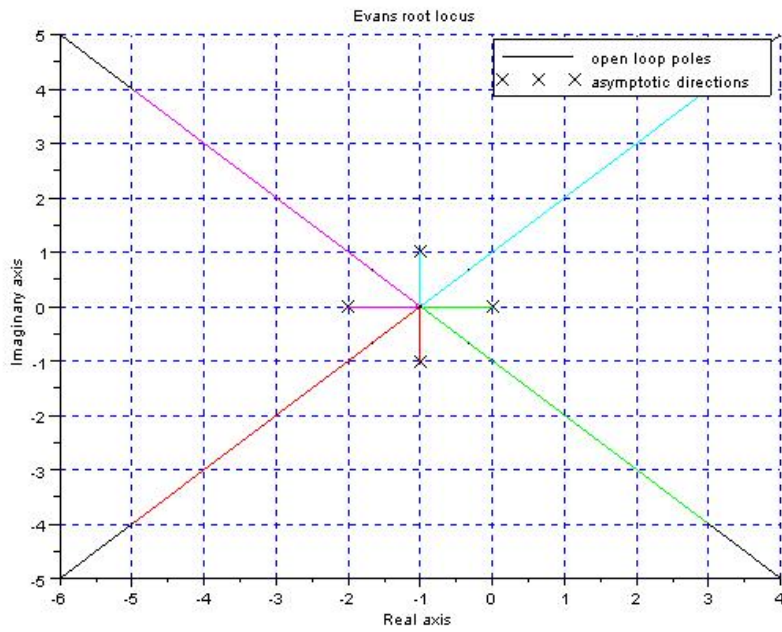


Figure 12.10: Root Locus and Value of K


```

14 c3=coeffs(CH,'s',3);
15 c4=coeffs(CH,'s',4);
16 b=[c0 c1 c2 c3 c4 ]
17 routh=[b([5,3,1]);b([4,2]),0]
18 routh=[routh;-det(routh(1:2,1:2))/routh(2,1),routh
        (1,3),0]
19 routh(3,1)=simple(routh(3,1))
20 t=routh(2:3,1:2)
21 l=simple(-det(t)/t(2,1))
22 routh=[routh;l,0,0]
23 routh=[routh;K,0,0]
24 K=sym('s^4+4*s^3+6*s^2+4*s')
25 d=diff(K,s)
26 e=-(4*s^3+12*s^2+12*s+4)
27 r=roots(e)
28 disp(routh,"routh=")
29 disp("for given system to be marginally stable:");
30 disp("((20-4K)/5)=0 ");
31 disp("which gives:");
32 disp("K=5");
33 K=5;
34 k=5
35 a=5*s^2+5//intersection of root locus with s plane
36 r=roots(a)
37 disp(r,"intersection point with imaginary axis=")
38 g=k/(s*(s+2)*(s^2+2*s+2))
39 G=syslin('c',g)
40 evans(g,200)
41 xgrid(2)
42 disp("angle of departure=-90 and +90")
43 disp("breakaway point is -1 and +j and -j")
44 disp("on solving we find K=1")

```

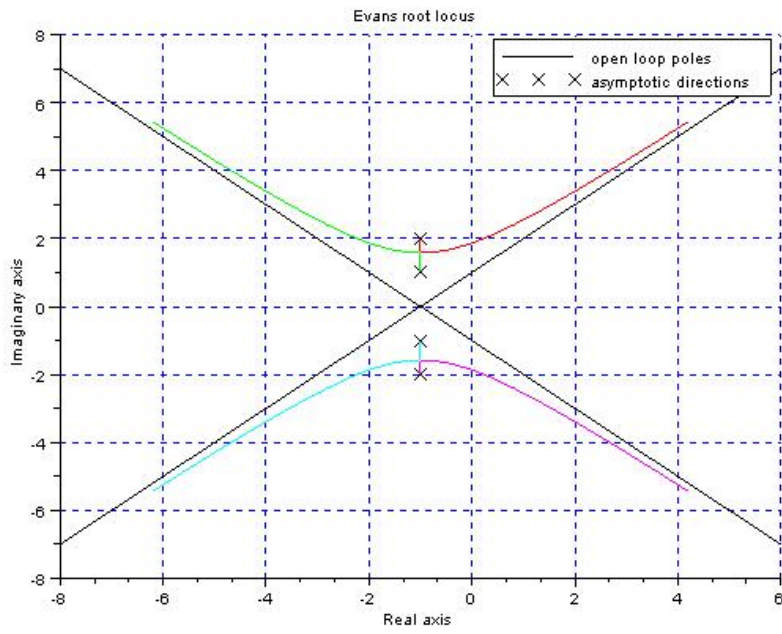


Figure 12.11: Root Locus and Value of K

Scilab code Exa 12.44 Root Locus and Value of K

```

1 //caption:root_locus_and_value_of_K
2 //example 12.44
3 //page 565
4 s=%s;
5 syms K;
6 GH=K/((s^2+2*s+5)*(s^2+2*s+2))
7 disp("the characteristics eq. is determined as:")
8 CH=((s^2+2*s+5)*(s^2+2*s+2))+K
9 CH=sym('((s^2+2*s+5)*(s^2+2*s+2))+K');
10 disp('=0',CH,"characterstics_eq ,CH=")
11 c0=coeffs(CH,'s',0);
12 c1=coeffs(CH,'s',1);
13 c2=coeffs(CH,'s',2);
14 c3=coeffs(CH,'s',3);
15 c4=coeffs(CH,'s',4);
16 b=[c0 c1 c2 c3 c4 ]
17 routh=[b([5,3,1]);b([4,2]),0]
18 routh=[routh;-det(routh(1:2,1:2))/routh(2,1),routh
        (1,3),0]
19 routh(3,1)=simple(routh(3,1))
20 t=routh(2:3,1:2)
21 l=simple(-det(t)/t(2,1))
22 routh=[routh;l,0,0]
23 routh=[routh;K,0,0]
24 K=sym('-(s^2+2*s+5)*(s^2+2*s+2)')
25 d=diff(K,s)
26 e=-(4*s^3+12*s^2+22*s+14)
27 r=roots(e)
28 disp(routh,"routh=")
29 disp("for given system to be marginally stable:");
30 disp("((7.5*14-4(K+10))/7.5)=0 ");
31 disp("which gives:");
32 disp("K=16.25");
33 K=16.25;
34 k=16.25
35 a=7.5*s^2+26.25//intersection of root locus with s

```

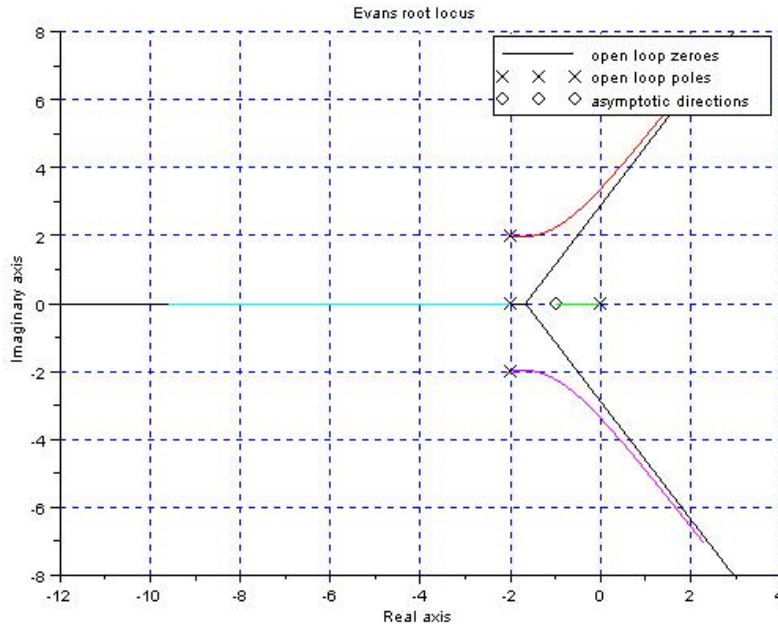


Figure 12.12: Root Locus and Value of K

```

plane
36 r=roots(a)
37 g=k/((s^2+2*s+5)*(s^2+2*s+2))
38 G=syslin('c',g)
39 evans(g,200)
40 xgrid(2)
41 disp(r,"the point of intersection of root locus with
    imaginary axis =")

```

Scilab code Exa 12.45 Root Locus and Value of K

```

1 //caption:root_locus_and_value_of_K
2 //example 12.45
3 //page 567
4 s=%s;
5 syms K;
6 GH=K*(s+1)/(s*(s+2)*(s^2+4*s+8))
7 disp("the characterstics eq. is determined as:")
8 CH=((s*(s+2)*(s^2+4*s+8))+K*(s+1)
9 CH=sym('((s*(s+2)*(s^2+4*s+8))+K*(s+1)');
10 disp('=0',CH,"characterstics_eq ,CH=")
11 c0=coeffs(CH,'s',0);
12 c1=coeffs(CH,'s',1);
13 c2=coeffs(CH,'s',2);
14 c3=coeffs(CH,'s',3);
15 c4=coeffs(CH,'s',4);
16 b=[c0 c1 c2 c3 c4 ]
17 routh=[b([5,3,1]);b([4,2]),0]
18 routh=[routh;-det(routh(1:2,1:2))/routh(2,1),routh
        (1,3),0]
19 routh(3,1)=simple(routh(3,1))
20 t=routh(2:3,1:2)
21 l=simple(-det(t)/t(2,1))
22 routh=[routh;l,0,0]
23 routh=[routh;K,0,0]
24 disp(routh,"routh=")
25 disp("for given system to be marginally stable:");
26 disp("(K^2-28*K-1280)=0 ");
27 disp("which gives:");
28 disp("K=52.4 and -24.42");
29 K=52.4;//considering positive value
30 k=52.4
31 a=((80-52.4)/6)*s^2+52.4//intersection of root locus
        with imaginary axis
32 r=roots(a)
33 g=k*(s+1)/(s*(s+2)*(s^2+4*s+8))
34 G=symlin('c',g)
35 clf();
36 evans(g,10)

```

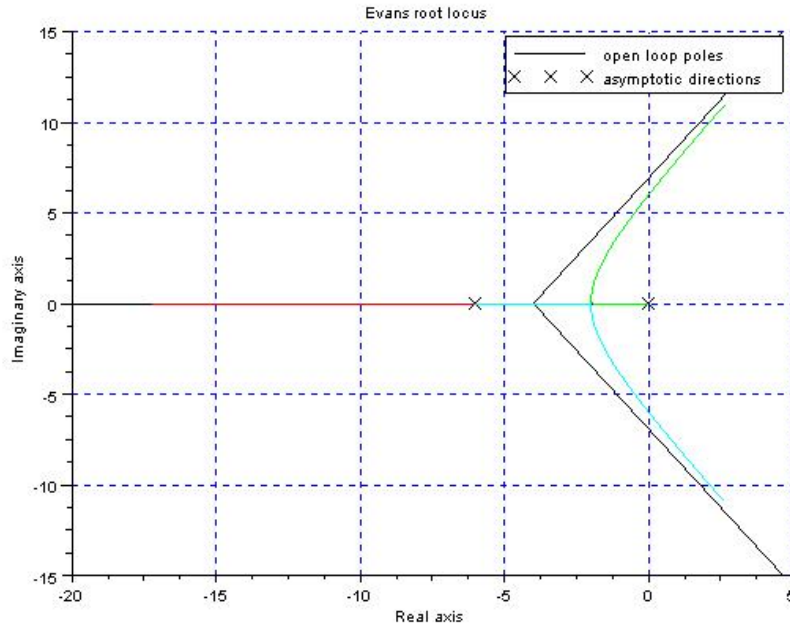


Figure 12.13: Root Locus and Value of K

```

37 xgrid(2)
38 disp(r,"the point of intersection of root locus with
    imaginary axis =")

```

Scilab code Exa 12.46 Root Locus and Value of K

```

1 //caption:root_locus_and_value_of_K
2 //example 12.46
3 //page 570
4 s=%s;
5 syms K;

```

```

6 GH=K/(s*((s+6)^2))
7 disp("the characterstics eq. is determined as:")
8 CH=(s*((s+6)^2))+K
9 CH=sym(' (s*((s+6)^2))+K ');
10 disp('=0',CH,"characterstics_eq ,CH=")
11 c0=coeffs(CH,'s',0);
12 c1=coeffs(CH,'s',1);
13 c2=coeffs(CH,'s',2);
14 c3=coeffs(CH,'s',3);
15 b=[c0 c1 c2 c3]
16 n=4;
17 routh=[b([4,2]);b([3,1])];
18 routh=[routh;-det(routh)/routh(2,1),0]
19 t=routh(2:3,1:2)
20 routh=[routh;-det(t)/t(2,1),0]
21 K=sym('-(s*((s+6)^2))')
22 d=diff(K,s)
23 e=3*s^2+24*s+36
24 r1=roots(e)
25 disp(r1,"roots=")
26 disp("-2 is break away point sinc it lies on root
      locus")
27 disp(routh,"routh=")
28 disp("for given system to be marginally stable:");
29 disp("(-(K-432)/12)=0 ");
30 disp("which gives:");
31 disp("K=432");
32 K=432;//considering positive value
33 k=432
34 a=12*s^2+k//intersection of root locus with
      imaginary axis plane
35 r=roots(a)
36 g=k/(s*((s+6)^2))
37 G=syslin('c',g)
38 clf();
39 evans(g,5)
40 xgrid(2)
41 disp(r,"the point of intersection of root locus with

```

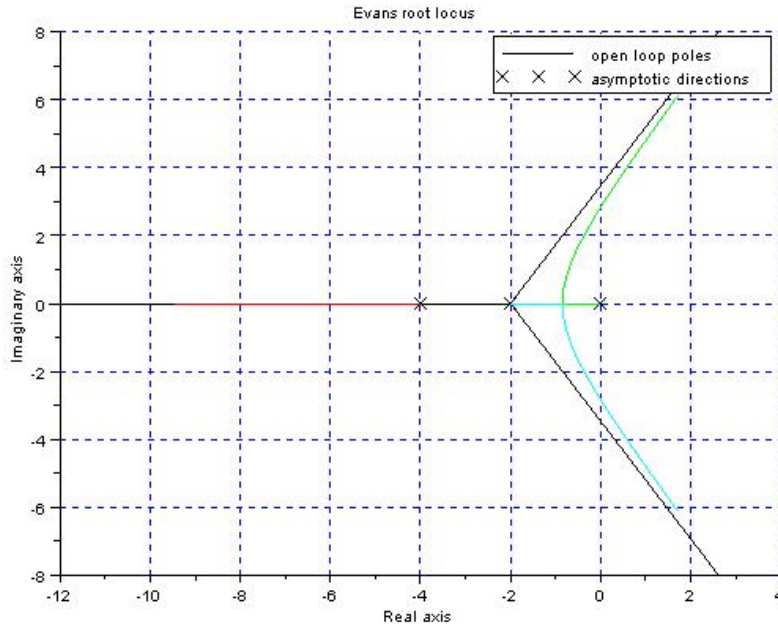


Figure 12.14: Root Locus and Value of K

imaginary axis =”)

Scilab code Exa 12.48 Root Locus and Value of K

```

1 //caption:root_locus_and_value_of_K
2 //example 12_48
3 //page 574
4 s=%s;
5 syms K;
6 GH=K/(s*(s+2)*(s+4))
7 zeta=0.277

```



```

8 //from given data
9 disp("the characterstics eq. is determined as:")
10 CH=(s*(s+2)*(s+4))+K
11 K=sym('-(s^3+6*s^2+8*s)')
12 d=diff(K,s)
13 e=-3*s^2-12*s-8
14 r1=roots(e)
15 disp(r1,"roots=")
16 disp("-0.85 is break away point sinc it lies on root
    locus")
17 CH=sym('s^3+6*s^2+8*s+K');
18 disp('=0',CH,"characterstics_eq ,CH=")
19 c0=coeffs(CH,'s',0);
20 c1=coeffs(CH,'s',1);
21 c2=coeffs(CH,'s',2);
22 c3=coeffs(CH,'s',3);
23 b=[c0 c1 c2 c3]
24 n=4;
25 routh=[b([4,2]);b([3,1])];
26 routh=[routh;-det(routh)/routh(2,1),0]
27 t=routh(2:3,1:2)
28 routh=[routh;-det(t)/t(2,1),0]
29 disp(routh,"routh=")
30 disp("for given system to be marginally stable:");
31 disp("(48-K)=0 ");
32 disp("which gives:");
33 disp("K=48");
34 K=48;
35 k=48
36 a=6*s^2+48//intersection of root locus with
    imaginary plane
37 r=roots(a)
38 g=k/(s*(s+2)*(s+4))
39 G=syslin('c',g)
40 evans(g,8)
41 xgrid(2)
42 disp("the line theta=acos(zeta)=73.9 intersects root
    locus at sa=(-0.5+i1.66)")

```

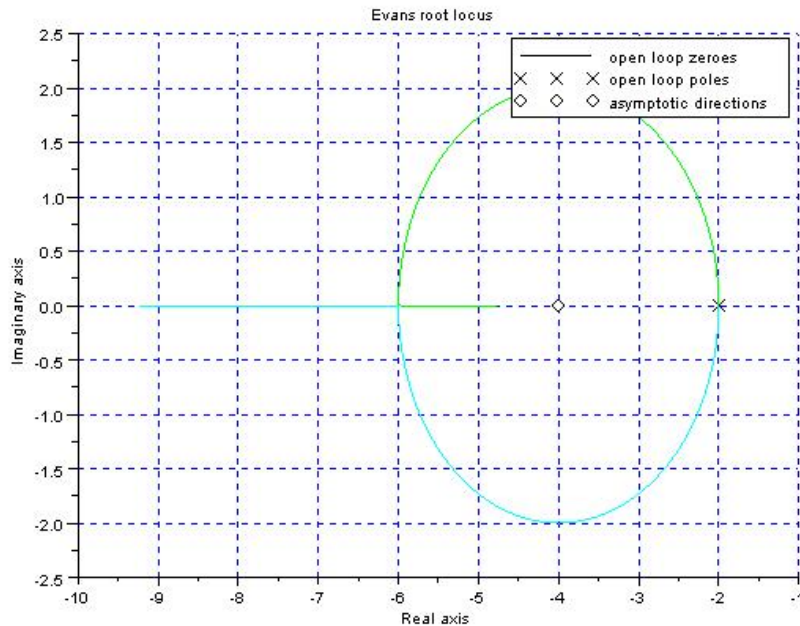


Figure 12.15: Root Locus and Value of K

```

43 disp("the value of K at s=sa is find to be 15 for
      zeta=0.277")
44 K=15
45 k=15
46 disp(r,"the point of intersection of root locus with
      imaginary axis =")
47 g=k/(s*(s+2)*(s+4))
48 cl=g/(1+g)
49 disp(cl,"C(s)/R(s)=")

```

Scilab code Exa 12.49 Root Locus and Value of K

```

1 //caption:root_locus_and_value_of_K
2 //example 12.49
3 //page 576
4 s=%s;
5 syms K;
6 GH=(K*(s+4))/(s+2)^2
7 disp("the characterstics eq. is determined as:")
8 CH=(s+2)^2+(K*(s+4))
9 CH=sym('((s+2)^2)+K*(s+4)');
10 disp('=0',CH,"characterstics_eq ,CH=")
11 K=sym('((s+2)^2/(s+4))')
12 d=diff(K,s)
13 e=(s+2)*(s+6)
14 r1=roots(e)
15 disp(r1,"roots=")
16 disp("-2 and -6 is break away point")
17 g=(s+4)/((s+2)^2)
18 G=syslin('c',g)
19 clf();
20 evans(g,10)
21 xgrid(2)
22 disp("for wd=2rad/sec ,the point on root locus is s
      =-4+j2")
23 disp("the value of K at s=-4+j2 is 4")
24 K=4
25 k=4
26 g=k*(s+4)/((s+2)^2)
27 cl=g/(1+g)
28 disp(cl,"C(s)/R(s)=")

```

Scilab code Exa 12.50 Root Locus and Closed loop Transfer Function

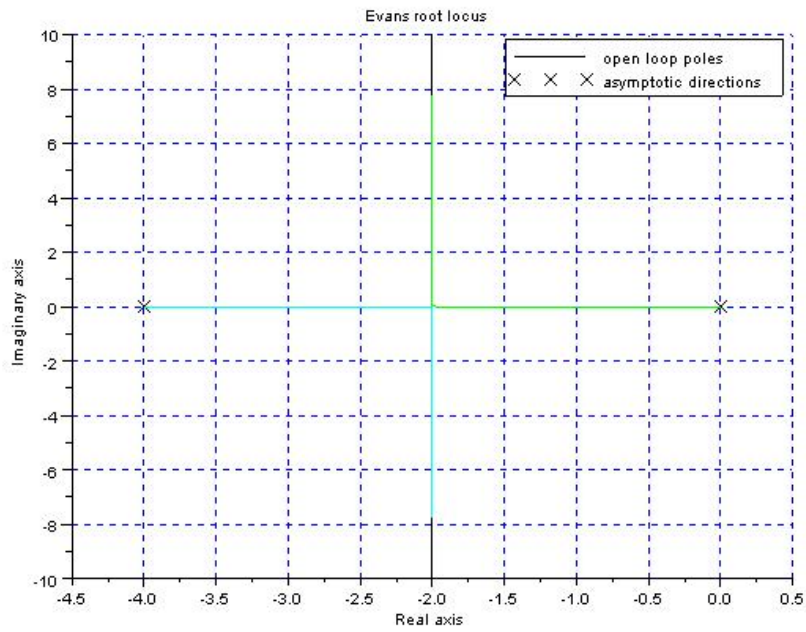


Figure 12.16: Root Locus and Closed loop Transfer Function

```

1 //caption:
   root_locus_and_close_loop_transfer_function
2 //example 12.50
3 //page 578
4 s=%s
5 K=8
6 G=K/(s*(s+4))
7 H=1;
8 GH=G*H
9 G=syslin('c',G)
10 evans(G,8)
11 xgrid(2)
12 CH=s*(s+4)+K
13 disp('=0',CH,"characterstics_eq ,CH=")
14 r=roots(CH)
15 disp(r,"the point at which K=8")
16 cl=G/(1+GH)
17 disp(cl,"C(s)/R(s)=")
18
19
20
21 disp("part b")
22 g=K/(s+4)
23 h=1/s
24 gh=g*h
25 CL=g/(1+gh)
26 disp(CL,"C(s)/R(s)=")

```

Scilab code Exa 12.51 Root Locus and Gain and Phase Margin

```

1 //caption:root_locus_and_gain ,phase_margin
2 //example 12.51
3 //page 580

```

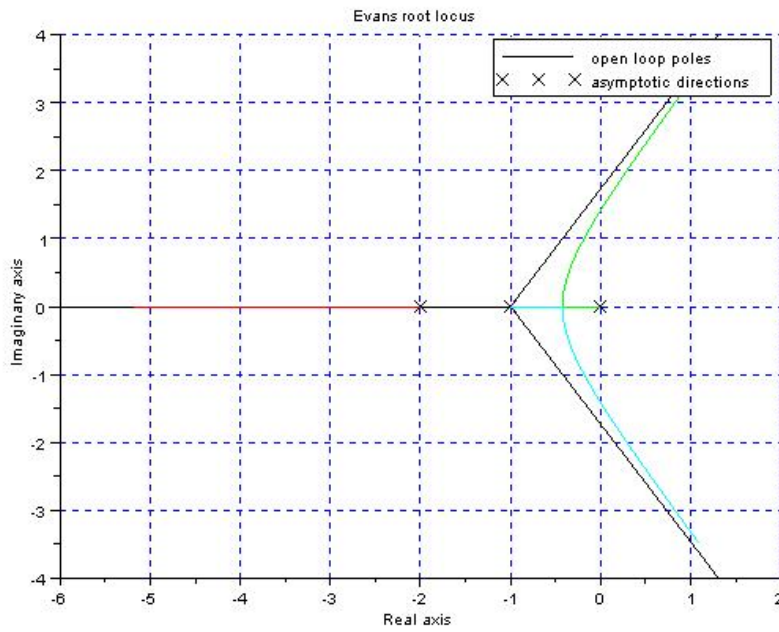


Figure 12.17: Root Locus and Gain and Phase Margin

```

4 s=%s;
5 K=3.46
6 G=K/(s*(s+1)*(s+2))
7 G=syslin('c',G)
8 clf();
9 evans(G,20)
10 xgrid(2)
11 [gm,freq_gm]=g_margin(G)
12 [pm,freq_pm]=p_margin(G)
13 disp(gm,"gain_margin=",freq_gm*2*%pi,"
      gain_margin_freq=")
14 disp(pm,"phase_margin=",freq_pm*2*%pi,"
      phase_margin_freq=")

```

Scilab code Exa 12.54 Obtain State Matrix

```

1 //caption:obtain_state_matrix
2 //example 12_54
3 //page 583
4 s=%s;
5 g=5*(s+2)/(s*(s+1)*(s+5));
6 CL=syslin('c',g);
7 disp(CL,"C(s)/R(s)=");
8 SS=tf2ss(CL)
9 [Ac,Bc,U,ind]=canon(SS(2),SS(3))
10 disp(SS,"state space matrix=")
11 disp(Ac,"Ac",Bc,"Bc",U,"U",ind,"ind")

```

Scilab code Exa 12.55 Obtain State Matrix

```

1 //caption:obtain_state_matrix
2 //example 12_55
3 //page 585

```

```

4 s=%s;
5 g=50/(s*(s^2+0.5*s+50));
6 CL=syslin('c',g);
7 disp(CL,"C(s)/R(s)=");
8 SS=tf2ss(CL)
9 [Ac,Bc,U,ind]=canon(SS(2),SS(3))
10 disp(SS,"state space matrix=")
11 disp(Ac,"Ac",Bc,"Bc",U,"U",ind,"ind")

```

Scilab code Exa 12.56 Obtain State Transistion Matrix

```

1 //caption:obtain_state_transistion_matrix
2 //example 12_56
3 //page 586
4 s=%s;
5 syms t
6 A=[0 1;0 -3]
7 [r c]=size(A);//size of matrix A
8 p=s*eye(r,c)-A;//s*I-A where I is identity matrix
9 q=det(p)//determinant of sI-A
10 r=inv(p)//inverse of sI-A
11 //for calculating state transistion matrix
12 ip=[0 0;0 0]
13 i=1;
14 j=1;
15 for i=1:2
16     for j=1:2
17         if(i==2 & j==1)
18             else
19                 ip(i,j)=ilaplace(r(i,j),s,t);
20                 j=j+1;
21             end
22         end
23         i=i+1;
24     end

```



```
25 r(2,1)=0
26 disp(ip,"state transistion matrix ,ip(t)=");
```

Scilab code Exa 12.57 Obtain Time Response

```
1 //caption:obtain_time_response
2 //example 12_57
3 //page 586
4 s=%s;
5 syms t
6 A=[0 1;-2 -3]
7 B=[1 0] '
8 x0=[0 0] '
9 u=1/(s+1)
10 [r c]=size(A); //size of matrix A
11 p=s*eye(r,c)-A; //s*I-A where I is identity matrix
12 q=det(p) //determinant of sI-A
13 r=inv(p) //inverse of sI-A
14 m=r*B*(1/(s+1));
15 //for calculating zero state response
16 x=[0;0]
17 x(1,1)=ilaplace(m(1,1),s,t);
18 x(2,1)=ilaplace(m(2,1),s,t);
19 disp(x,"time response of the system ,x(t)=");
```

Scilab code Exa 12.59 Obtain Time Response

```
1 //caption:obtain_time_response
2 //example 12_59
3 //page 590
4 s=%s;
5 syms t
6 A=[-1 0;1 -1]
```

```

7 B=[0 1] '
8 x0=[1 0] '
9 [r c]=size(A); //size of matrix A
10 p=s*eye(r,c)-A; //s*I-A where I is identity matrix
11 q=det(p) //determinant of sI-A
12 r=inv(p) //inverse of sI-A
13 m=r*B*(1/s)
14 r1=r*x0
15 X=r1+m
16 //for calculating zero state response
17 x=[0;0]
18 x(1,1)=ilaplace(X(1,1),s,t);
19 x(2,1)=ilaplace(X(2,1),s,t);
20 disp(x,"zero input response of the system ,x(t)=");

```

Scilab code Exa 12.61 Obtain Transfer Matrix

```

1 //caption:obtain_transfer_matrix
2 //example 12_61
3 //page 592
4 s=%s;
5 syms t
6 A=[-1 -1;3 -5]
7 B=[1 1] '
8 C=[1 2]
9 [r c]=size(A); //size of matrix A
10 p=s*eye(r,c)-A; //s*I-A where I is identity matrix
11 q=det(p) //determinant of sI-A
12 r=inv(p) //inverse of sI-A
13 G=C*r*B
14 disp(G,"transfer_matrix=")

```

Appendix

Scilab code AP 1 SERIES OF TWO FUNCTION

```
1 function [y] = series (sys1,sys2)
2 y = sys1*sys2
3 endfunction
```

Scilab code AP 2 PARALLEL OF TWO FUNCTION

```
1 function [y]= parallel(sys1 ,sys2)
2 y=sys1+sys2;
3 endfunction
```
